



# Welcome


# Board of Commissioners




**Joseph M. Scontrino, III**  
Executive Vice President



**D. Paul Robichaux**  
President




**Stanley Bazile**  
Secretary



**J. Raymond Fryoux**  
Vice President



**P. Joey Murray, III**  
Treasurer



**Louis A. Joseph**  
Vice President



**Robert Roussel**  
Vice President





**PORT OF SOUTH  
LOUISIANA**  
is ranked as the

**#1**

**Largest Tonnage Port**  
**in the Western  
Hemisphere!**





**PORT OF SOUTH  
LOUISIANA**

is ranked as the

**#1**

**Grain Exporter  
in the United States!**





**PORT OF SOUTH  
LOUISIANA**

is ranked as the

**#1**

**Energy Transfer Port**  
**in the United States!**





# **PORT OF SOUTH LOUISIANA**

is ranked as the

# **#2**

**Foreign Trade Zone (124)**  
**in the United States!**

# PORT OF SOUTH LOUISIANA

## Largest Tonnage Port in the Western Hemisphere



Over 266 million short tons transported via, on average, 4,000 vessels  
55,000 barges



Largest grain port in the U.S. (50% of all the nation's grain exports)

Seven grain elevators



Value:  
Over \$13 billion exports  
Over \$15 billion imports



#1 energy transfer port in the U.S.

Four major oil refineries &  
Seven crude oil storage terminals



Over 40 liquid and bulk terminals



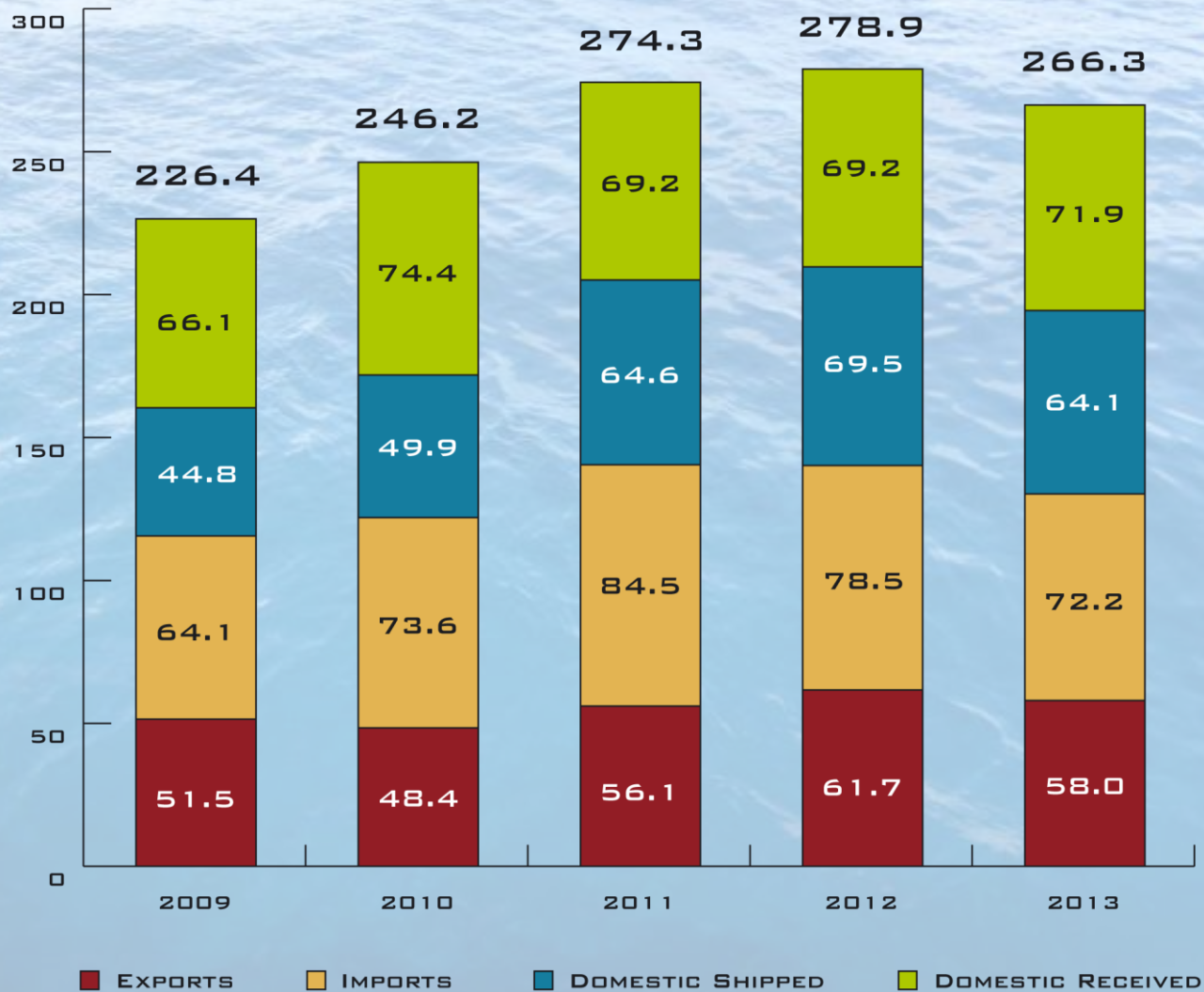
Foreign Trade Zone #124 ranked second in the U.S.

- Received over \$50 billion in merchandise
- 12 subzones



# Port Tonnage

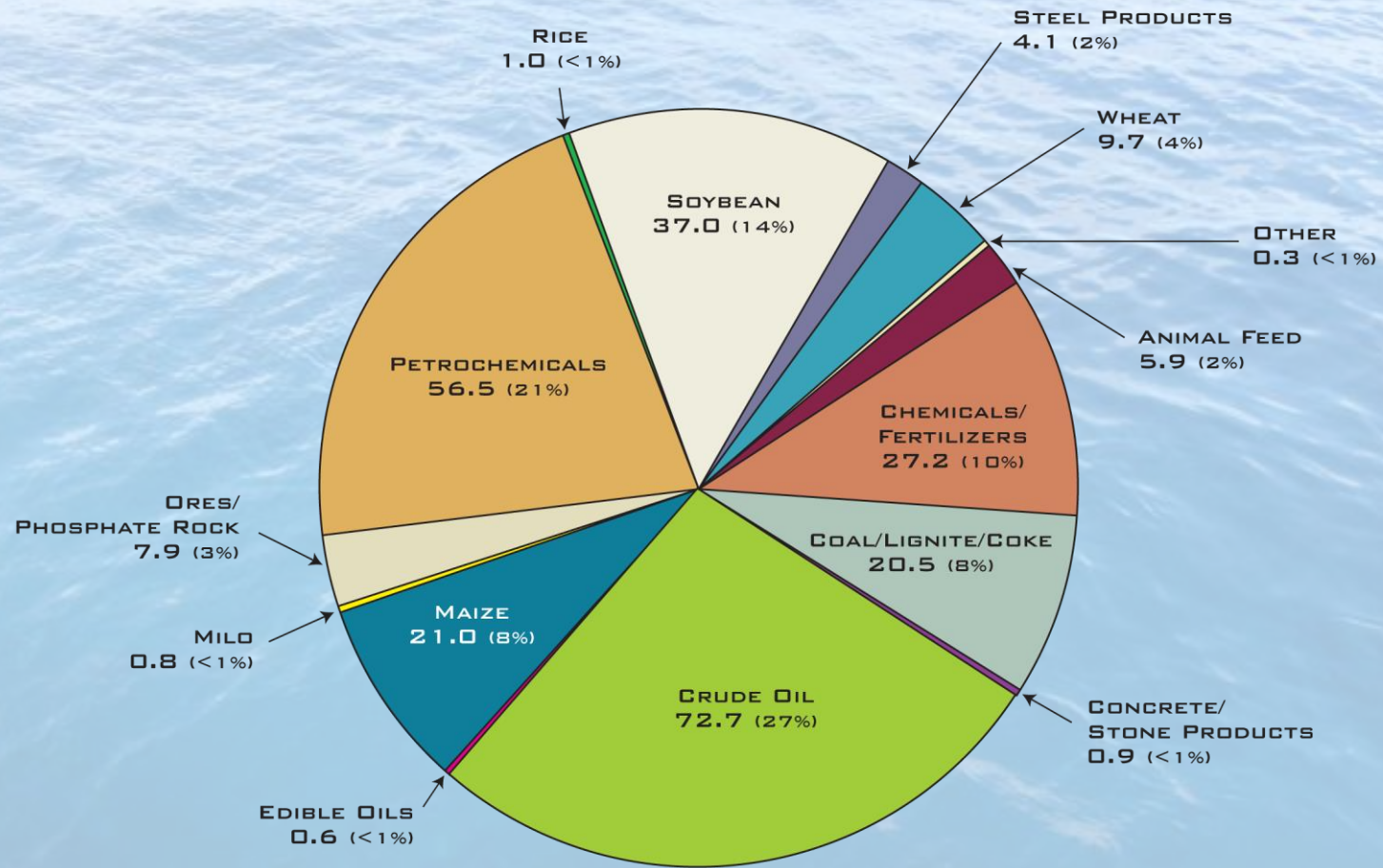
PORT OF SOUTH LOUISIANA  
TOTAL TONNAGE (IN MILLIONS OF SHORT TONS)





# Port Throughput

2013 TOTAL THROUGHPUT (IN MILLION SHORT TONS)





# **PORT OF SOUTH LOUISIANA's Globalplex Intermodal Terminal**

**Access to loading/  
unloading of  
commodities with  
three docks and  
warehouse storage  
available for lease**





# Petrochemical, Chemical & Fertilizer Facilities

Air Products

Dow St. Charles

Galata Chemicals

Nalco

American Styrenics

Evonik

Occidental Chemical

Mosaic

Rain CII

Pinnacle Polymers

Dupont

Momentive

Monsanto

# Oil and Grain Facilities

## Oil Refineries

Motiva – Convent

Marathon Petroleum

Motiva – Norco

Valero – St. Charles

## Grain Elevators

Zen-Noh Grain

Cargill

Bunge North American

ADM – Paulina

ADM – Reserve

ADM – Destrehan

ADM - Ama



# Economic Impact of Ports in Louisiana

*Dr. James A. Richardson,  
Louisiana State University, 2012*

*Dr. Tim Ryan,  
University of New Orleans, 2002*

Direct Impact

\$11.38 billion

\$ 2.9 billion

Earnings

\$3.96 billion

\$ 1.54 billion

Employment

73,000 jobs  
(1 in 5 jobs in LA)

69,647  
(1 in 8 jobs in LA)

*Port of South Louisiana Personnel = 65*

State Tax Revenue

\$ 289 million

\$ 79.44 million

Local Tax Revenue

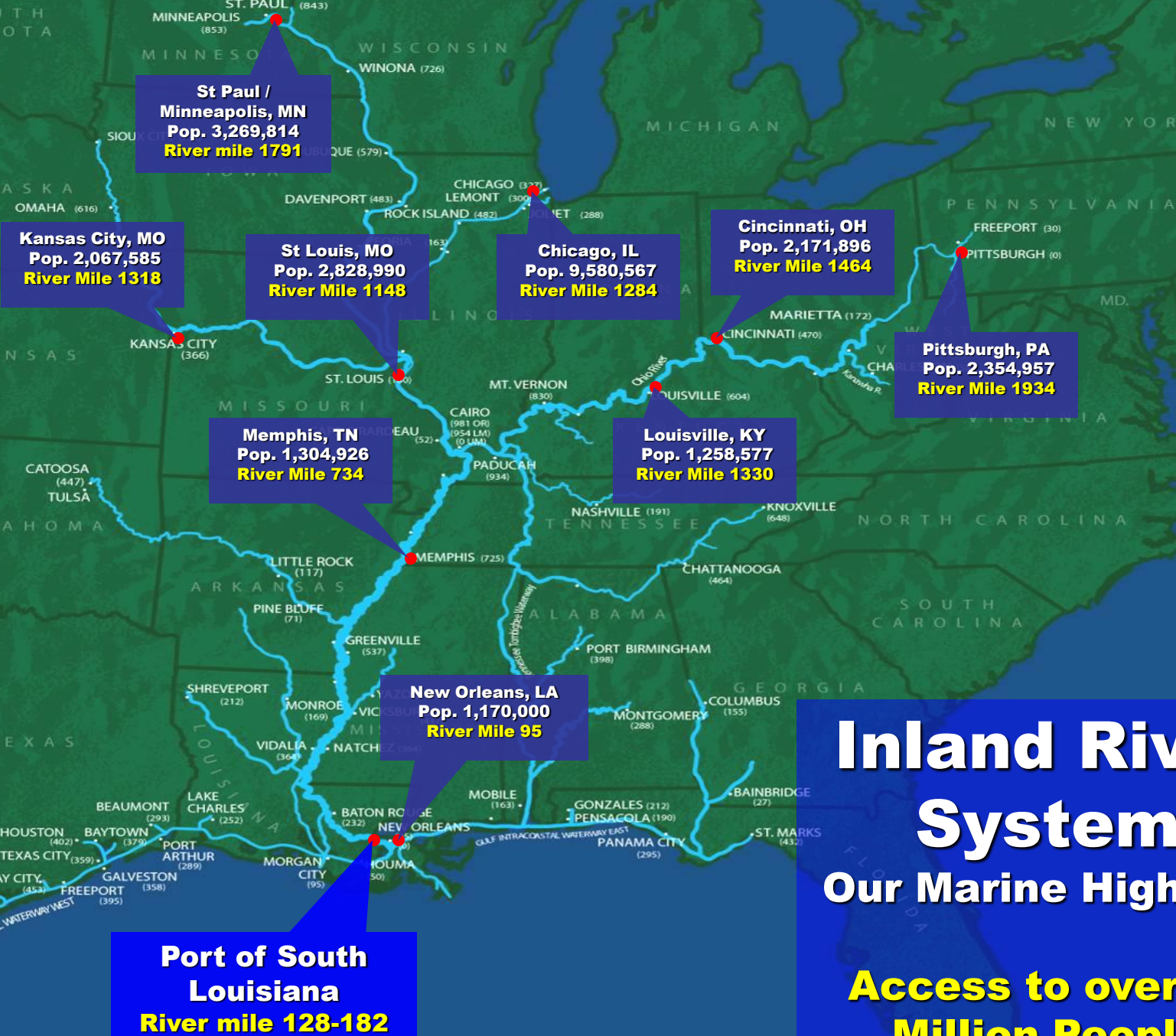
\$ 228 million

\$ 38.44 million

Total Tax Revenue

\$517 million

\$ 117.88 million



# Inland River System

## Our Marine Highway

## Access to over 26 Million People



# Port Benefits



## **INDUSTRIAL REVENUE BOND FINANCING**

Authority to issue taxable and tax-exempt bonds to assist industrial facilities locating within our Port district



## **PROFESSIONAL LOCATION ASSISTANCE**

Available to companies planning to locate to the River Region. Includes the use of in-house GIS



## **FOREIGN TRADE ZONE (FTZ) #124**

Operator of one of the most active trade zones in America



## **FIRE PROTECTION AND MARITIME SECURITY**

Round-the-clock emergency response division, with an array of firefighting and safety equipment

# Doing Business in Louisiana



**#2** in the nation for  
Incentive Programs &  
Renewed Consideration Post-Recession



**#3** in the nation for  
Overall Business Environment &  
Favorable Regulatory Environment



**#4** in the nation for  
Speed of Permitting, Most Cooperative State  
Government & Overall Cost of Doing Business



# Economic Development

	<i>Parish</i>	<i>Capital Investment</i>	<i># Direct Jobs Created</i>	<i>Average Salary</i>
Yuhuang Chemical	St. James	\$1.85 billion	400	\$85K
South Louisiana Methanol	St. James	\$1.3 billion	63	\$66K
Eurochem	St. John	\$1.5 billion	200	\$58K
AM Agrigen Industries	St. Charles	\$1.2 billion	150	\$55K
Marathon Expansion	St. John	\$2.2 billion		
Gavillon Trading	St. James	\$250 million	100	
Petroplex International	St. James	\$300 million	60	

*Announced Future Projects: \$8.6 billion capital investment and 973 direct jobs*

# Marine Security Operations Center (MSOC)



- Command and control center to manage emergencies within Port's jurisdiction
- 2,000 square-foot hardened concrete and steel building with impact-resistant glass, built to withstand 150 mile-per-hour winds
- Equipped with the latest in communications and surveillance equipment, linked to MSOCs at four other deep-water ports on the lower Mississippi River
- Linked to federal, state, and local emergency response agencies.



# St. John Airport

- 5,100' x 75' Runway
- FAA AWOS
- Video Surveillance
- Secured Aircraft parking



## LEGEND:

- Runway Extension
- Taxiway/Ramp

## Proposed Runway Improvement Plan

Airport Plan St. John the Baptist Parish Airport, March 2022

improvement plan  
proposed runway

# PSL CONSULTANTS

- **Aux Initiatives**

General Robert Crear

- **McAllister & Quinn, LLC**

Melissa Hampe





**PORT OF SOUTH  
LOUISIANA**  
is ranked as the

**#1**

**Largest Tonnage Port  
in the Western  
Hemisphere!**





# **PORT OF SOUTH LOUISIANA**

is ranked as the

**#1**

**Grain Exporter  
in the United States!**





**PORT OF SOUTH  
LOUISIANA**

is ranked as the

**#1**

**Energy Transfer Port**  
**in the United States!**





# **PORT OF SOUTH LOUISIANA**

is ranked as the

# **#2**

**Foreign Trade Zone (124)**  
**in the United States!**





**Thank You**