

# CERTIFICATE OF SUBSTANTIAL COMPLETION

---

---

DATE OF ISSUANCE July 28, 2003

---

---

OWNER St. Charles Parish  
CONTRACTOR Gilmore & Son Construction Corporation  
Contract: Ormond Trace Stabilization Project  
Project: Ormond Trace Stabilization Project

---

---

OWNER's Contract No. P000502 ENGINEER's Project No. 10116-01

---

---

This Certificate of Substantial Completion applies to all Work under the Contract Documents or to the following specified parts thereof:

To St. Charles Parish  
OWNER

And To Gilmore & Son Construction Corporation  
CONTRACTOR

---

---

The Work to which this Certificate applies has been inspected by authorized representatives of OWNER, CONTRACTOR and ENGINEER, and that Work is hereby declared to be substantially complete in accordance with the Contract Documents on

July 28, 2003  
DATE OF SUBSTANTIAL COMPLETION

A tentative list of items to be completed or corrected is attached hereto. This list may not be all-inclusive, and the failure to include an item in it does not alter the responsibility of CONTRACTOR to complete all the Work in accordance with the Contract Documents. The items in the tentative list shall be completed or corrected by CONTRACTOR within 45 days of the above date of Substantial Completion.

The responsibilities between OWNER and CONTRACTOR for security, operation, safety, maintenance, insurance and warranties and guarantees shall be as follows:

OWNER: St. Charles Parish will assume insurance upon final payment. No warranties or guarantees will be assumed by St. Charles Parish until the one-year warranty/guarantee period has ended, in full accordance with Article 13.12 of Section 00700 of the Contract Documents.

CONTRACTOR: Contractor shall remain responsible for security of equipment and materials, safety, and maintenance during completion of punchlist items. Contractor shall maintain all warranties and guarantees for a period of one year after the substantial completion date, in full accordance with Article 13.12 of Section 00700 of the Contract Documents.


The following documents are attached to and made a part of this Certificate:

Substantial Completion Punchlist for Ormond Trace Stabilization Project (St. Charles Parish Project No. P00502)

This certificate does not constitute an acceptance of Work not in accordance with the Contract Documents nor is it a release of CONTRACTOR's obligation to complete the Work in accordance with the Contract Documents.


Executed by ENGINEER on July 28, 2003  
Date

Burk-Kleinpeter, Inc.

By:   
ENGINEER  
(P. Stephen Lundgren, Jr., P.E.)

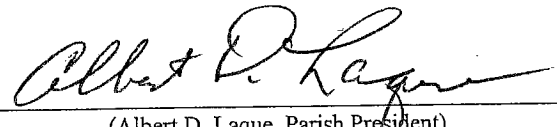
CONTRACTOR accepts this Certificate of Substantial Completion on July 28, 2003  
Date

Gilmore & Son Construction Corporation  
CONTRACTOR

By:   
Eugene L. Abadie III, Sec.

OWNER accepts this Certificate of Substantial Completion on July 31, 2003  
Date

St. Charles Parish  
OWNER

By:   
(Albert D. Laque, Parish President)

RECORDED IN THE ST. CHARLES PARISH  
CLERK OF COURT OFFICE  
ON August 13, 2003  
AS ENTRY NO. 204 124  
IN MORTGAGE/CONVEYANCE BOOK  
NO. 956 FOLIO 89

# BURK - KLEINPETER, INC.

ENGINEERS - ARCHITECTS - PLANNERS - ENVIRONMENTAL SCIENTISTS  
4176 CANAL ST. - NEW ORLEANS, LA 70119 - (504) 486-5901

---


## SUBSTANTIAL COMPLETION FIELD VISIT REPORT

Job No.: BKI 10116-10 Meeting Date: July 28, 2003

Job Title: Ormond Trace Stabilization Project  
SCP Project No. P000502

Location: Job Site

Participants: BKI: Stephen Lundgren  
St. Charles Parish: LTC. Greg Bush, Dishili Davis  
Gilmore & Son Construction Corporation: Gene Abadie



---

A meeting was held at the job site to develop a punch list. Following are the items identified:

**Substantial Completion Punch List  
Ormond Trace Stabilization Project  
St. Charles Parish Project No. P000502  
July 28, 2003**

1. The access driveway from Villere Drive will remain limestone. Finish grading this driveway, dress out the ruts, and seed, fertilize and grade all disturbed areas adjacent.
2. Demobilize remaining equipment on-site.
3. Install missing nuts on catch basin grates; ensure all grates are firmly bolted down.
4. Remove the accumulation of mud on the top of the Ormond Ring Levee (Villere Drive side), and spread this mud out on the crown of the levee.
5. Turn in record drawings as required.

Written By: Stephen Lundgren Date: July 28, 2003

Copies to: Participants; Mr. David Einsel, P.E., Shread-Kuyrkendall & Associates, Inc.  
Internal Copies: MGJ, MDC, PB, TG, File 10116-10