

ORD.

**2016-0223**

**INTRODUCED BY: LARRY COCHRAN, PARISH PRESIDENT  
(DEPARTMENT OF FINANCE)**

**ORDINANCE NO. 16-11-1**

An ordinance to approve and adopt the appropriation of Funds for the St. Charles Parish Consolidated Operating and Capital Budget for Fiscal Year 2017.

**WHEREAS**, in accordance with Article V, Section B of the St. Charles Parish Home Rule Charter and Louisiana Local Government Budget Act (R.S. 39:1301 et. seq.) the Parish President has submitted the St. Charles Parish Consolidated Operating and Capital Budget for Fiscal Year 2017 to the St. Charles Parish Council to wit:

- Section I                    General Fund
- Section II                  Special Revenue Funds (10)
- Section III                 Capital Projects Funds (2)
- Section IV                 Debt Service Funds (6)
- Section V                  Enterprise Funds (3)

**WHEREAS**, in accordance with Article V, Section C of the St. Charles Parish Home Rule Charter, the Parish President has submitted a Budget Message to the St. Charles Parish Council; and,

**WHEREAS**, the Parish Council has taken under advisement the study of the Consolidated Operating and Capital Budget.

**THE ST. CHARLES PARISH COUNCIL HEREBY ORDAINS:**


**SECTION I.** That in accordance with Article V, Sections D and E of the St. Charles Parish Home Rule Charter and with the Louisiana Local Government Budget Act (R.S. 39:1301 et. seq.), the St. Charles Parish Council does hereby ordain to adopt the 2017 St. Charles Parish Consolidated Operating and Capital Budget attached hereto and made a part hereof and identified herewith as "Exhibit A" and "Exhibit B", to become effective January 1, 2017.


**SECTION II.** That said budget shall become effective January 1, 2017.

The foregoing ordinance having been submitted to a vote, the vote thereon was as follows:

- YEAS:            **BENEDETTO, HOGAN, CLULEE, GIBBS, WOODRUFF, BELLOCK, FLETCHER, FISHER-PERRIER**
- NAYS:           NONE
- ABSENT:        WILSON


And the ordinance was declared adopted this 1st day of November, 2016. The provisions of this Ordinance shall become effective January 1, 2017.

CHAIRMAN: 


SECRETARY: 

DLVD/PARISH PRESIDENT: 11/2/16

APPROVED: \_\_\_\_\_ DISAPPROVED: \_\_\_\_\_

PARISH PRESIDENT: 

RETD/SECRETARY: 11/2/16

AT: 3:50 pm RECD BY: 

# ST. CHARLES PARISH GOVERNMENTAL FUNDS

## CONSOLIDATED OPERATING AND CAPITAL BUDGET SUMMARY STATEMENT FISCAL YEAR ENDING DECEMBER 31, 2017

Description	2015				2016			2017		% Change Projected Actual vs Proposed
	Prior Year Actual	Original Budget	Last Adopted Budget	Actual Year-to-Date (as of June 30th)	Estimate Remaining for Year	Projected Actual Result at Year End	% Change Last Adopted vs Projected Actual	Proposed Budget		
<b>BEGINNING FUND BALANCE</b>	94,686,639	37,395,410	66,303,002			85,629,825		42,244,515		
Prior Period Adjustment										
<b>FUND BALANCE - RESTATED</b>	94,686,639	37,395,410	66,303,002			85,629,825		42,244,515		
CURRENT YEAR REVENUES & OTHER FINANCING SOURCES	80,528,393	77,387,368	111,850,665	53,546,325	48,643,157	102,189,482	-8.64%	68,653,030	-32.82%	
<b>TOTAL MEANS OF FINANCING</b>	175,215,032	114,782,778	178,153,667			187,819,307		110,897,545		
<b>EXPENDITURES &amp; OTHER FINANCING USES:</b>										
PERSONAL SERVICES	26,917,756	32,141,308	32,164,744	12,892,024	15,090,418	27,982,442	-13.00%	33,149,473	18.47%	
OPERATING SERVICES	11,281,345	15,023,346	16,186,093	4,604,614	8,805,767	13,410,381	-17.15%	13,708,401	2.22%	
MATERIALS & SUPPLIES	4,035,317	5,452,755	5,452,755	1,821,685	3,478,818	5,300,503	-2.79%	5,292,917	-0.14%	
OTHER CHARGES	(163,285)	799,747	799,747	214,070	535,754	749,824	-6.24%	810,920	8.15%	
DEBT SERVICE	3,182,926	3,540,414	3,540,414	3,048,156	148,573	3,196,729	-9.71%	1,752,837	-45.17%	
CAPITAL OUTLAY	29,973,621	22,807,498	83,029,565	8,717,378	59,163,067	67,880,445	-18.25%	25,343,088	-62.67%	
INTERGOVERNMENTAL	3,452,009	10,186,338	10,618,588	5,440,213	(883,207)	4,557,006	-57.08%	4,756,722	4.38%	
TRANSFERS	10,905,518	2,936,805	4,902,895	5,726,327	16,771,135	22,497,462	358.86%	3,764,733	-83.27%	
<b>TOTAL</b>	89,585,207	92,888,211	156,694,801	42,464,467	103,110,325	145,574,792		88,579,091		
<b>NET CHANGE IN CURRENT REVENUES &amp; OTHER SOURCES OVER EXPENDITURES &amp; OTHER USES</b>	(9,056,814)	(15,500,843)	(44,844,136)			(43,385,310)		(19,926,061)		
<b>ENDING FUND BALANCE</b>	85,629,825	21,894,567	21,458,866			42,244,515		22,318,454		

**ST. CHARLES PARISH**  
**PROPRIETARY FUNDS**

**CONSOLIDATED OPERATING AND CAPITAL BUDGET SUMMARY STATEMENT**  
**FISCAL YEAR ENDING DECEMBER 31, 2016**

Description	2015				2016				2017	
	Prior Year Actual	Original Budget	Last Adopted Budget	Actual Year-to-Date (as of June 30th)	Estimate Remaining for Year	Projected Actual Result at Year End	Last Adopted vs Projected Actual	% Change	Proposed Budget	Projected Actual vs Proposed
<b>BEGINNING NET ASSETS:</b>										
Invested in Capital Assets, Net of Debt	102,800,061	101,438,519	101,438,519		102,069,628				96,828,269	
Restricted for Debt Service	2,865,761	2,510,225	2,510,225		2,471,579				2,116,043	
Restricted for Capital Projects	6,365,219	6,069,602	6,069,602		7,418,328				6,496,275	
Unrestricted	(425,415)	144,706	144,706		(2,959,002)				2,689,577	
<b>CURRENT YEAR REVENUES</b>	<b>50,154,202</b>	<b>27,446,453</b>	<b>27,887,953</b>	<b>10,520,162</b>	<b>17,070,478</b>	<b>27,590,640</b>		<b>-1.07%</b>	<b>28,843,757</b>	<b>4.54%</b>
<b>EXPENDITURES:</b>										
PERSONAL SERVICES	8,836,346	10,472,137	10,472,137	4,423,552	5,318,930	9,742,482		<b>-6.97%</b>	10,657,716	9.39%
OPERATING SERVICES	7,318,731	8,669,828	8,669,828	2,662,197	5,118,642	7,780,839		<b>-10.25%</b>	7,996,512	2.77%
MATERIALS & SUPPLIES	2,430,751	2,762,291	2,762,291	1,203,456	1,640,810	2,844,266		<b>2.97%</b>	2,960,473	4.09%
OTHER CHARGES	6,364,176	6,602,267	6,602,267	23,812	6,657,972	6,681,784		<b>1.20%</b>	6,791,284	1.64%
DEBT SERVICE	27,432,257	1,006,888	1,006,888	1,500	1,005,388	1,006,888		<b>0.00%</b>	980,688	-2.60%
INTERGOVERNMENTAL	366,901	368,000	368,000	110,305	281,445	391,750		<b>6.45%</b>	440,250	12.38%
TRANSFERS	10,133	13,000	13,000	-	13,000	13,000		<b>0.00%</b>	13,000	0.00%
<b>TOTAL EXPENDITURES</b>	<b>52,759,295</b>	<b>29,894,411</b>	<b>29,894,411</b>	<b>8,424,822</b>	<b>20,036,187</b>	<b>28,461,009</b>			<b>29,839,923</b>	
<b>EXCESS (DEFICIENCY) OF CURRENT REVENUES OVER EXPENDITURES</b>	<b>(2,605,093)</b>	<b>(2,447,958)</b>	<b>(2,006,458)</b>			<b>(870,369)</b>			<b>(996,166)</b>	
<b>CAPITAL CONTRIBUTIONS</b>										
<b>CHANGES IN NET ASSETS</b>	<b>(2,605,093)</b>	<b>(2,447,958)</b>	<b>(2,006,458)</b>			<b>(870,369)</b>			<b>(996,166)</b>	
<b>ENDING NET ASSETS:</b>										
Invested in Capital Assets, Net of Debt	102,069,628	98,519,447	98,519,447		96,828,269				97,838,594	
Restricted for Debt Service	2,471,579	2,588,892	2,588,892		2,116,043				2,289,071	
Restricted for Capital Projects	7,418,328	6,015,511	6,507,185		6,496,275				7,066,590	
Unrestricted	(2,959,002)	591,244	541,070		2,689,577				(60,257)	