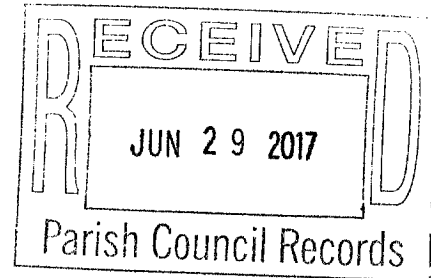


June 6, 2017

Larry Cochran
Parish President
St. Charles Parish
15045 River Road, 2nd Floor
Hahnville, LA 70057



Dear Mr. Cochran:

We at River Birch appreciate your business and as we approach the anniversary date of our agreement it is time to review the pricing schedule.

Pursuant to Amendment No. 1, Section 10.1 of the agreement between St Charles Parish and River Birch Incorporated, the Parish's disposal rate has been adjusted in accordance with the latest change in the Consumer Price Index (CPI). That adjustment is calculated as follows:

Consumer Price Index - April 2017 = 244.524
Consumer Price Index - April 2016 = 239.261
Difference: 5.263

Percentage increase $(5.263 / 239.261) = 2.2\%$ added to the existing rate of \$35.59 is \$36.37. Thus the new rate will be \$36.37 per ton effective July 1, 2017.


Accordingly your C&D rate at the Hwy. 90 Landfill will be adjusted as follows:

Current rate: \$3.11 per cubic yard
CPI increase: $\$3.11 + 2.20\% = \3.18 per cubic yard

Thus the new C&D rate will be \$3.18 per cubic yard effective July 1, 2017.


Thank you for your assistance in this matter. If you have any questions regarding, please feel free to give me a call.

Sincerely,



Tom Nicholson
River Birch LLC
General Manager

TN/tc
Enclosure





Databases, Tables & Calculators by Subject

SHARE ON: FONT SIZE:

Change Output Options:

From: To:

include graphs include annual averages

[More Formatting Options](#)

Data extracted on: June 2, 2017 (2:42:13 PM)

CPI-All Urban Consumers (Current Series)

Series Id: CUUR0000SA0

Not Seasonally Adjusted

Series Title: All items in U.S. city average, all urban consumers, not seasonally adjusted

Area: U.S. city average

Item: All items

Base Period: 1982-84=100

Download: [xlsx](#)

Year	Jan	Feb	Mar	Apr	May	Jun	Jul	Aug	Sep	Oct	Nov	Dec	HALF1	HALF2
2007	202.416	203.499	205.352	206.686	207.949	208.352	208.299	207.917	208.490	208.936	210.177	210.036	205.709	208.976
2008	211.080	211.693	213.528	214.823	216.632	218.815	219.964	219.086	218.783	216.573	212.425	210.228	214.429	216.177
2009	211.143	212.193	212.709	213.240	213.856	215.693	215.351	215.834	215.969	216.177	216.330	215.949	213.139	215.935
2010	216.687	216.741	217.631	218.009	218.178	217.965	218.011	218.312	218.439	218.711	218.803	219.179	217.535	218.576
2011	220.223	221.309	223.467	224.906	225.964	225.722	225.922	226.545	226.889	226.421	226.230	225.672	223.598	226.280
2012	226.665	227.663	229.392	230.085	229.815	229.478	229.104	230.379	231.407	231.317	230.221	229.601	228.850	230.338
2013	230.280	232.166	232.773	232.531	232.945	233.504	233.596	233.877	234.149	233.546	233.069	233.049	232.366	233.548
2014	233.916	234.781	236.293	237.072	237.900	238.343	238.250	237.852	238.031	237.433	236.151	234.812	236.384	237.088
2015	233.707	234.722	236.119	236.599	237.805	238.638	238.654	238.316	237.945	237.838	237.336	236.525	236.265	237.769
2016	236.916	237.111	238.132	239.261	240.229	241.018	240.628	240.849	241.428	241.729	241.353	241.432	238.778	241.237
2017	242.839	243.603	243.801	244.524										

RECOMMEND THIS PAGE USING: Facebook Twitter LinkedIn

TOOLS

- [Areas at a Glance](#)
- [Industries at a Glance](#)
- [Economic Releases](#)
- [Databases & Tables](#)
- [Maps](#)

CALCULATORS

- [Inflation](#)
- [Injury And Illness](#)

HELP

- [Help & Tutorials](#)
- [FAQs](#)
- [Glossary](#)
- [About BLS](#)
- [Contact Us](#)

INFO

- [What's New](#)
- [Careers @ BLS](#)
- [Find It! DOL](#)
- [Join our Mailing Lists](#)
- [Linking & Copyright Info](#)

RESOURCES

- [Inspector General \(OIG\)](#)
- [Budget and Performance](#)
- [No Fear Act](#)
- [USA.gov](#)
- [Benefits.gov](#)
- [Disability.gov](#)

[Freedom of Information Act](#) | [Privacy & Security Statement](#) | [Disclaimers](#) | [Customer Survey](#) | [Important Web Site Notices](#)

U.S. Bureau of Labor Statistics | Postal Square Building, 2 Massachusetts Avenue, NE Washington, DC 20212-0001
www.bls.gov | Telephone: 1-202-691-5200 | TDD: 1-800-877-8339 | [Contact Us](#)