

# PARISH OF ST. CHARLES

Hahnville, LA

**Annual Comprehensive Financial Report**  
**For the Fiscal Year Ended December 31, 2020**

PARISH OF  
ST. CHARLES  
HAHNVILLE, LOUISIANA

COMPREHENSIVE  
ANNUAL  
FINANCIAL  
REPORT

For the Fiscal Year Ended December 31, 2020

PREPARED BY:  
Department of Finance



# **Introductory Section**

**Parish of St. Charles  
Comprehensive Annual Financial Report  
For The Year Ended December 31, 2020**

**TABLE OF CONTENTS**

	<u>Exhibit</u>	<u>Page</u>
<b><u>Introductory Section</u></b>		
Letter of Transmittal .....	I	
Certificate of Achievement for Excellence in Financial Reporting .....	V	
Principal Officials .....	VII	
Organizational Chart.....	VIII	
<b><u>Financial Section</u></b>		
Independent Auditors' Report .....		1
Required Supplementary Information		
Management's Discussion and Analysis .....		5
Basic Financial Statements:		
Government-wide Financial Statements:		
Statement of Net Position.....	A-1	15
Statement of Activities .....	A-2	16
Fund Financial Statements:		
Governmental Funds:		
Balance Sheet .....	A-3	18
Reconciliation of the Governmental Funds Balance Sheet to the Statement of Net Position .....	A-4	21
Statement of Revenues, Expenditures, and Changes in Fund Balances .....	A-5	22
Reconciliation of the Statement of Revenues, Expenditures, and Changes in Fund Balances of Governmental Funds to the Statement of Activities .....	A-6	24
Proprietary Funds:		
Statement of Net Position.....	A-7	25
Statement of Revenues, Expenses and Changes in Fund Net Position.....	A-8	26
Statement of Cash Flows .....	A-9	28
Fiduciary Funds:		
Statement of Fiduciary Net Position-OPEB, Ad Valorem, and Sales Tax Agency Funds.....	A-10	30
Statement of Changes in Fiduciary Net Position-OPEB Trust .....	A-11	31
Discretely Presented Component Units:		
Combining Statement of Net Position.....	A-12	32
Combining Statement of Activities .....	A-13	33
Notes to the Financial Statements:		
Note 1 Summary of Significant Accounting Policies .....	A-14	34
Note 2 Stewardship, Compliance, and Accountability .....	A-14	44
Note 3 Cash, Cash Equivalents, and Investments .....	A-14	44
Note 4 Receivables .....	A-14	47
Note 5 Due From Other Governments .....	A-14	48
Note 6 Restricted Assets .....	A-14	48
Note 7 Capital Assets .....	A-14	49
Note 8 Interfund Assets/Liabilities .....	A-14	53
Note 9 Interfund Transfers .....	A-14	54
Note 10 Operating Leases .....	A-14	54
Note 11 Long-Term Obligations .....	A-14	55

**Parish of St. Charles  
Comprehensive Annual Financial Report  
For The Year Ended December 31, 2020**

**TABLE OF CONTENTS**

Exhibit Page

**Financial Section (Continued)**

Notes to the Financial Statements Continued:

Note 12 Payable From Restricted Assets .....	A-14	57
Note 13 Fund Equity .....	A-14	57
Note 14 Property Taxes .....	A-14	58
Note 15 Sales and Use Taxes .....	A-14	58
Note 16 Risk Management .....	A-14	59
Note 17 Commitments and Contingencies .....	A-14	59
Note 18 Conduit Debt Obligations .....	A-14	61
Note 19 Post-Retirement Healthcare and Life Insurance Benefits .....	A-14	62
Note 20 State Required Disclosures .....	A-14	65
Note 21 Selected Disclosures for Discretely Presented Component Units.....	A-14	66
Note 22 Retirement Systems.....	A-14	70
Note 23 Tax Abatements.....	A-14	80
Note 24 Subsequent Events.....	A-14	81

Required Supplementary Information other than Management’s Discussion and Analysis:

Schedules of Changes in Net OPEB Liability and Related Ratios.....	A-15	84
Schedules of Employer Contributions- Other Post-employment Benefits.....	A-16	85
Schedules of Investment Returns- Other Post-employment Benefits.....	A-17	86
Schedules of Revenues, Expenditures, and Changes in Fund Balance- Budget and Actual - General Fund.....	A-18	88
Schedule of Revenues, Expenditures, and Changes in Fund Balance – Budget and Actual – Road and Drainage Maintenance and Operation Fund .....	A-19	94
Schedule of Revenues, Expenditures, and Changes in Fund Balance – Budget and Actual – Flood Protection Fund .....	A-20	96
Schedule of Revenues, Expenditures, and Changes in Fund Balance – Budget and Actual –Recreation Maintenance and Operations Fund.....	A-21	97
Schedule of Proportionate Share of Net Pension Liability.....	A-22	98
Schedule of Employer Contributions to Pension Funds.....	A-23	99

Combining and Individual Fund Statements and Schedules:

Nonmajor Governmental Fund

Nonmajor Governmental Fund Descriptions.....		101
Combining Balance Sheet .....	B-1	104
Combining Statement of Revenues, Expenditures, and Changes in Fund Balances	B-2	108
Schedules of Revenues, Expenditures, and Changes in Fund Balances – Budget & Actual:		
Governmental Buildings Special Revenue Fund .....	B-3	112
Parish Transportation Special Revenue Fund .....	B-4	113
Road Lighting District No. 1 Special Revenue Fund .....	B-5	114
Mosquito Control Special Revenue Fund .....	B-6	115
Retired Senior Volunteer Program Special Revenue Fund .....	B-7	116
Workforce Investment Act SDA 14 Special Revenue Fund .....	B-8	117
Criminal Court Special Revenue Fund .....	B-9	118
½% P.I. Sales Tax Sinking Debt Service Fund .....	B-10	119
P.I. 3/8% Sales Tax Sinking Debt Service Fund .....	B-11	120

**Parish of St. Charles  
Comprehensive Annual Financial Report  
For The Year Ended December 31, 2020**

**TABLE OF CONTENTS**

Exhibit Page

**Financial Section (Continued)**

Combining and Individual Fund Statements and Schedules continued:

Nonmajor Governmental Funds continued:

Schedules of Revenues, Expenditures, and Changes in Fund Balances – Budget & Actual(Continued):

P.I. 1/2% Sales Tax Reserve Debt Service Fund .....	B-12	121
1/8% Public Improvement Sales Tax Sinking Debt Service Fund .....	B-13	122
1/8% Public Improvement Sales Tax Reserve Debt Service Fund .....	B-14	123
West Bank Hurricane Protection Levee Sinking Fund .....	B-15	124
Louisiana Community Development Block Grant Fund .....	B-16	125
Recreational Facilities Construction Capital Project Fund .....	B-17	126
WBHPL Grant Capital Project Fund.....	B-18	127
Front Foot Assessment Maintenance Capital Project Fund .....	B-19	128

Other Supplementary Information:

Schedule of Compensation Paid to Board Members and Parish President.....	B-20	130
Schedule of Compensation, Benefits and Other Payments.....	B-21	131
Justice System Funding Schedule- Receiving Entity, General Fund .....	B-22	132
Justice System Funding Schedule- Receiving Entity, Criminal Court Fund .....	B-23	133

Component Units:

Component Unit Descriptions.....		135
Balance Sheet .....	C-1	136
Reconciliation of Governmental Funds Balance Sheet to the Statement of Net Position..	C-2	137
Statement of Revenues, Expenditures, and Changes in Fund Balances .....	C-3	138
Reconciliation of the Statement of Revenues, Expenditures, and Changes in Fund Balances of Governmental Funds to the Statement of Activities .....	C-4	139
Schedules of Revenues, Expenditures, and Changes in Fund Balances-Budget and Actual:		
Communications District-Discretely Presented Component Unit .....	C-5	140
Library Service District No. 1-Discretely Presented Component Unit .....	C-6	141

**Statistical Section (Unaudited)**

This part of the Parish of St. Charles comprehensive annual financial report presents detailed information as a context for understanding what the information in the financial statements, note disclosures, and required supplementary information says about the government’s overall financial health.

Table of Contents- Statistical Section/Narrative.....	143
---	-----

**Financial Trends:**

*These schedules trend information to help the reader understand how the government’s financial performance and well-being have changed over time.*

Net Position by Component, Last Ten Years .....	D-1	146
Changes in Net Position, Last Ten Years .....	D-2	148
Fund Balance of Governmental Funds, Last Ten Years .....	D-3	150
Changes in Fund Balance of Governmental Funds, Last Ten Years .....	D-4	152

**Parish of St. Charles  
Comprehensive Annual Financial Report  
For The Year Ended December 31, 2020**

**TABLE OF CONTENTS**

Exhibit Page

**Statistical Section (Unaudited-Continued)**

**Revenue Capacity:**

*These schedules contain information to help the reader assess the government's most significant local revenue sources: sales tax and property tax. The principal sales tax revenue payers by industry are not available.*

Assessed Value and Estimated Actual Value of Taxable Property, Last Ten Years .....	D-5	154
Property Tax Rates – Direct and Overlapping Governments, Last Ten Years .....	D-6	155
Principal Property Taxpayers, Current Year and Nine Years Ago .....	D-7	156
Property Tax Levies and Collections Last Ten .....	D-8	157
Sales Tax Collections, Last Ten Years .....	D-9	158

**Debt Capacity:**

*These schedules present information to help the reader assess the affordability of the government's current levels of outstanding debt and the government's ability to issue additional debt in the future.*

Ratio of Outstanding Debt by Type, Last Ten Years .....	D-10	160
Ratio of General Bonded Debt Outstanding, Last Ten Years .....	D-11	162
Direct and Overlapping Governmental Activities Debt, December 31, 2017 .....	D-12	163
Legal Debt Margin Calculation, Last Ten Years .....	D-13	164
Dedicated Revenue Coverage, Last Ten Years .....	D-14	165

**Demographic and Economic Information:**

*These schedules offer demographic and economic indicators to help the reader understand the environment within which the government's financial activities take place.*

Demographic and Economic Statistics, Last Ten Years. ....	D-15	167
Principal Employers, Current Year and Nine Years Ago .....	D-16	168

**Operating Information:**

*These schedules contain service and infrastructure data to help the reader understand how the information in the government's financial report relates to the services the government provides and the activities it performs.*

Full-time Equivalent Parish Employees by Function, Last Ten Years .....	D-17	169
Operating Indicators by Function/Program, Last Ten Years .....	D-18	170
Schedules (Supplementary Financial Information)		
Capital Asset Statistics by Function, Last Ten Fiscal Years .....	D-19	171
Schedule of Insurance Policies in Force .....	D-20	172



**Parish of St. Charles  
Comprehensive Annual Financial Report  
For The Year Ended December 31, 2020**

**TABLE OF CONTENTS (CONTINUED)**

Exhibit Page

**Single Audit Section**

Reports Related To The Entity:

Independent Auditors' Report on Internal Control over Financial Reporting and on Compliance and other Matters Based on an Audit of Financial Statements Performed in Accordance With <i>Government Auditing Standards</i> .....	173
---	-----

Reports and Information Required Under the Single Audit Act:

Independent Auditors' Report on Compliance for each Major Program and on Internal Control over Compliance Required by the Uniform Guidance .....	175
Schedule of Expenditures of Federal Awards .....	177
Notes to the Schedule of Expenditures of Federal Awards.....	180
Schedule of Findings and Questioned Costs.....	181
Summary Schedule of Prior Audit Findings.....	183

Sources: Unless otherwise noted, the information in these schedules is derived from the comprehensive annual financial reports for the relevant year.



# ST. CHARLES PARISH

## DEPARTMENT OF FINANCE

P.O. BOX 302 HAHNVILLE, LOUISIANA 70057  
(985) 783-5000 FAX (985) 783-2187  
E-mail Address: [finance@stcharlesgov.net](mailto:finance@stcharlesgov.net)

**Matthew Jewell**  
Parish President

**Grant M. Dussom, CPA**  
Director of Finance

November, 2021

To the Honorable Parish President, Council Members, and Citizens of the Parish of St. Charles:

State law requires that all general-purpose local governments publish within six months of the close of each fiscal year, a complete set of financial statements presented in conformity with generally accepted accounting principles (GAAP) and audited in accordance with generally accepted auditing standards by a firm of licensed certified public accountants. In March 2020, the World Health Organization made the assessment that the outbreak of a novel coronavirus (COVID-19) can be characterized as a pandemic. As a result, uncertainties have arisen that may have a significant negative impact on the operating activities and results of the Organization. As a result of this pandemic, the Parish filed for and received approval from the Louisiana Legislative Auditor for a six month extension where we hereby issue the comprehensive annual financial report of the Parish of St. Charles (the Parish) for the fiscal year ended December 31, 2020.

This report consists of management's representations concerning the finances of the Parish. Consequently, management assumes full responsibility for the completeness and reliability of all of the information presented in this report. To provide a reasonable basis for making these representations, management of the Parish has established a comprehensive internal control framework that is designed both to protect the government's assets from loss, theft, or misuse and to compile sufficient reliable information for the preparation of the Parish's financial statements in conformity with GAAP. Because the cost of internal controls should not outweigh their benefits, the Parish's comprehensive framework of internal controls has been designed to provide reasonable rather than absolute assurance that the financial statements will be free from material misstatement. As management, we assert that, to the best of our knowledge and belief, this financial report is complete and reliable in all material respects.

The Parish's financial statements have been audited by Carr, Riggs & Ingram, LLC, a firm of licensed certified public accountants. The goal of the independent audit was to provide reasonable assurance that the financial statements of the Parish for the fiscal year ended December 31, 2020, are free of material misstatement. The independent audit involved examining, on a test basis, evidence supporting the amounts and disclosures in the financial statements; assessing the accounting principles used and significant estimates made by management; and evaluating the overall financial statement presentation. The independent auditor concluded, based upon the audit, that there was a reasonable basis for rendering an unmodified opinion that the Parish's financial statements for the fiscal year ended December 31,

2020, are fairly presented in conformity with GAAP. The independent auditors' report is presented as the first component of the financial section of this report.

The independent audit of the financial statements of the Parish was part of a broader, federally mandated "Single Audit" designed to meet the special needs of federal grantor agencies. The standards governing Single Audit engagements require the independent auditor to report not only on the fair presentation of the financial statements, but also on the audited government's internal controls and compliance with legal requirements, with special emphasis on internal controls and legal requirements involving the administration of federal awards. These reports are available in this annual comprehensive financial report.

The Parish prepares the Annual Comprehensive Financial Report (ACFR) using the financial reporting requirements as prescribed by the GASB Codification Section 2100 – 2900 Financial Reporting. This GASB Codification requires that management provide a narrative introduction, overview, and analysis to accompany the Basic Financial Statements in the form of a Management's Discussion & Analysis (MD&A). This letter of transmittal is designed to complement the MD&A and should be read in conjunction with it. The MD&A can be found immediately following the report of the independent auditors.

### **Profile of the Parish of St. Charles**

The Parish is located approximately 25 miles up river from New Orleans. It has an estimated population of 52,549. The Parish is bisected by the Mississippi River, bordered by Lake Pontchartrain on the north, Lake Salvador on the south, Jefferson Parish on the east and by Lake Des Allemands, Lafourche Parish, and St. John the Baptist Parish on the west.

The Parish's present system of government was established by its Home Rule Charter, which became effective in 1978. The Parish operates under a president-council form of government with the Parish President, seven district Council Members and two at-large Council Members, each elected for a four-year term.

The Parish President is the chief executive officer of the Parish, responsible for carrying out policies adopted by the St. Charles Parish Council (the Council) and for the administration, direction, and supervision of all parish departments, offices, agencies, and special districts, the heads of which are appointed by him.

The Council is the governing authority for the Parish, a political subdivision of the State of Louisiana as authorized by the Constitution of the State of Louisiana. The Council consists of nine members of which two members are elected parish wide to represent the entire parish and seven members are elected to represent each of the seven districts. The Council elects from among its members a chairman and a vice-chairman who serve at its pleasure. The Council may levy and collect taxes, special assessments, service charges, license charges, fees and other revenues, and borrow money subject to limitations provided by state law.

The Parish President submits an operating and capital budget to the Council for approval at least seventy-five days before the beginning of each fiscal year. Formal budgetary accounting is employed as a management control device during the year for the general fund, special revenue funds, debt service funds, capital projects funds, and proprietary funds.

The level of budgetary control is at the fund/departmental level and expenditures may not exceed budgeted appropriations. Appropriations which are not expended or encumbered lapse at year-end.

Budgets for the general, special revenue, debt service, and capital projects funds are adopted on a modified accrual basis of accounting. Budgets for the proprietary funds are adopted on an accrual basis.

## **Debt Administration**

All of the Parish's existing long-term debt is scheduled to be retired within 20 years.

## **Capital Assets**

The capital assets of the Parish are those capital assets used in the performance of general governmental functions. As of December 31, 2020, the capital assets of the Parish amounted to \$383,973,109 net of accumulated depreciation. The amount represents the total historical cost or estimated historical, if historical cost is not available.

## **Independent Audit**

The Revised Statutes of the State of Louisiana require an audit of the book of accounts, financial records and transactions of all funds of the Parish. This year's audit was performed by Carr, Riggs & Ingram, LLC.

## **Financial Forecast**

The year began with unprecedented optimism and trajectory. St. Charles Parish unemployment rate was at a record low, large employers were expanding, local and small businesses were thriving, and a new administration brought a bold vision of elevating the quality of life of the entire community. In March of 2020 that all changed when the United States was essentially shut down because of the Novel Corona Virus (COVID-19) Pandemic. Even in these unparalleled times, the Parish still witnessed a two percent increase in Sales tax revenue from the previous year, which given the circumstances was a tremendous achievement. Sales tax momentum has continued into 2021 and through July of 2021, the Parish is currently over seventeen percent higher in terms of collections versus the same time of 2020.

The assessed value of taxable property for 2020 fiscal year experienced a moderate increase from 2019, which is a definite positive. 2020 was a reassessment year and the Parish opted to roll its millages back by .31 mills to maintain our current revenue steam. Based on items coming off ten-year exemption we are expecting moderate growth over the next ten years. While there are numerous companies added to the tax rolls each year, the major revenues are still derived from the numerous petrochemical plants and the nuclear power plant located in the Parish.

The Parish's 2020 average annual Unemployment Rate was 8.4%, a substantial increase of 4.3% from 2019, but still better than the 8.7% rate posted by the State. The 2020 unemployment numbers were naturally higher because of the COVID-19 Pandemic and, at this time, it is very difficult to forecast the overall impact of this virus.

One hundred thirty-seven (137) residential permits were issued by the Department of Planning and Zoning, up 9% from 2019, a moderate increase, which, considering the pandemic, was very positive figure for the Parish. The local Commercial Construction sector posted a smaller number of permits issued (16) compared to (19) issued in 2019. Seventy-one (71) Home Occupation permits were issued in 2020, up twenty-eight (28) from the total registered in 2019. There were seventy-eight (78) Change of Use/Occupancy (COU) permits issued, 22% less than the previous year.

## **Awards and Acknowledgements**

The Government Finance Officers Association of the United States and Canada (GFOA) has awarded a Distinguished Budget Presentation Award to the Parish of St. Charles for its 2020 Consolidated Capital and Operation Budget. This was the ninth consecutive year that the government has received this prestigious award. This award represents a significant achievement by the Parish. It reflects the commitment of the governing body and staff to meeting the highest principles of governmental budgeting. In order to receive the budget award, the entity had to satisfy nationally recognized guidelines for effective budget presentation.

The Government Finance Officers Association of the United States and Canada (GFOA) also awarded a Certificate of Achievement for Excellence in Financial Reporting to the Parish of St. Charles for its annual comprehensive financial report for the fiscal year ended December 31, 2019. This was the twenty-fourth consecutive year that the government has achieved this prestigious award. In order to be awarded a Certificate of Achievement, a government must publish an easily readable and efficiently organized annual comprehensive financial report. This report satisfied both generally accepted accounting principles and applicable legal requirements.

A Certificate of Achievement is valid for a period of one year only. We believe that our current annual comprehensive financial report continues to meet the Certificate of Achievement Program's requirements and we are submitting it to the GFOA to determine its eligibility for another certificate.

The preparation of this report would not have been possible without the efficient and dedicated services of the entire staff of the Finance Department. I would like to express my appreciation to all members of the department who assisted and contributed to the preparation of this report. I would also like to thank the Parish President and Parish Council Members for their support and interest in the financial operations of the Parish. I sincerely appreciate their continuing support.

Respectfully submitted,

Grant M. Dussom, CPA  
Director of Finance



Government Finance Officers Association

Certificate of  
Achievement  
for Excellence  
in Financial  
Reporting

Presented to

**St. Charles Parish  
Louisiana**

For its Comprehensive Annual  
Financial Report  
For the Fiscal Year Ended

December 31, 2019

*Christopher P. Morill*

Executive Director/CEO



The Government Finance Officers Association of  
the United States and Canada

*presents this*

# AWARD OF FINANCIAL REPORTING ACHIEVEMENT

*to*

**Department of Finance**  
St. Charles Parish, Louisiana



*The Award of Financial Reporting Achievement is presented by the Government Finance Officers Association to the department or individual designated as instrumental in the government unit achieving a Certificate of Achievement for Excellence in Financial Reporting. A Certificate of Achievement is presented to those government units whose annual financial reports are judged to adhere to program standards and represents the highest award in government financial reporting.*

Executive Director

*Christopher P. Morill*

Date: 4/26/2021

## Parish of St. Charles

December 31, 2020

### PRINCIPAL OFFICIALS

Matthew Jewell	Parish President
Dick Gibbs	Chairman
Marilyn B. Bellock	Vice-Chairman
Grant M. Dussom	Chief Financial Officer
Michelle Impastato	Council Secretary
Mike Palamone	Chief Administrative Officer
Billy Raymond	Deputy Chief Administrative Officer
Darrin Duhe	Chief Operations Officer
Corey Oubre	Parish Attorney

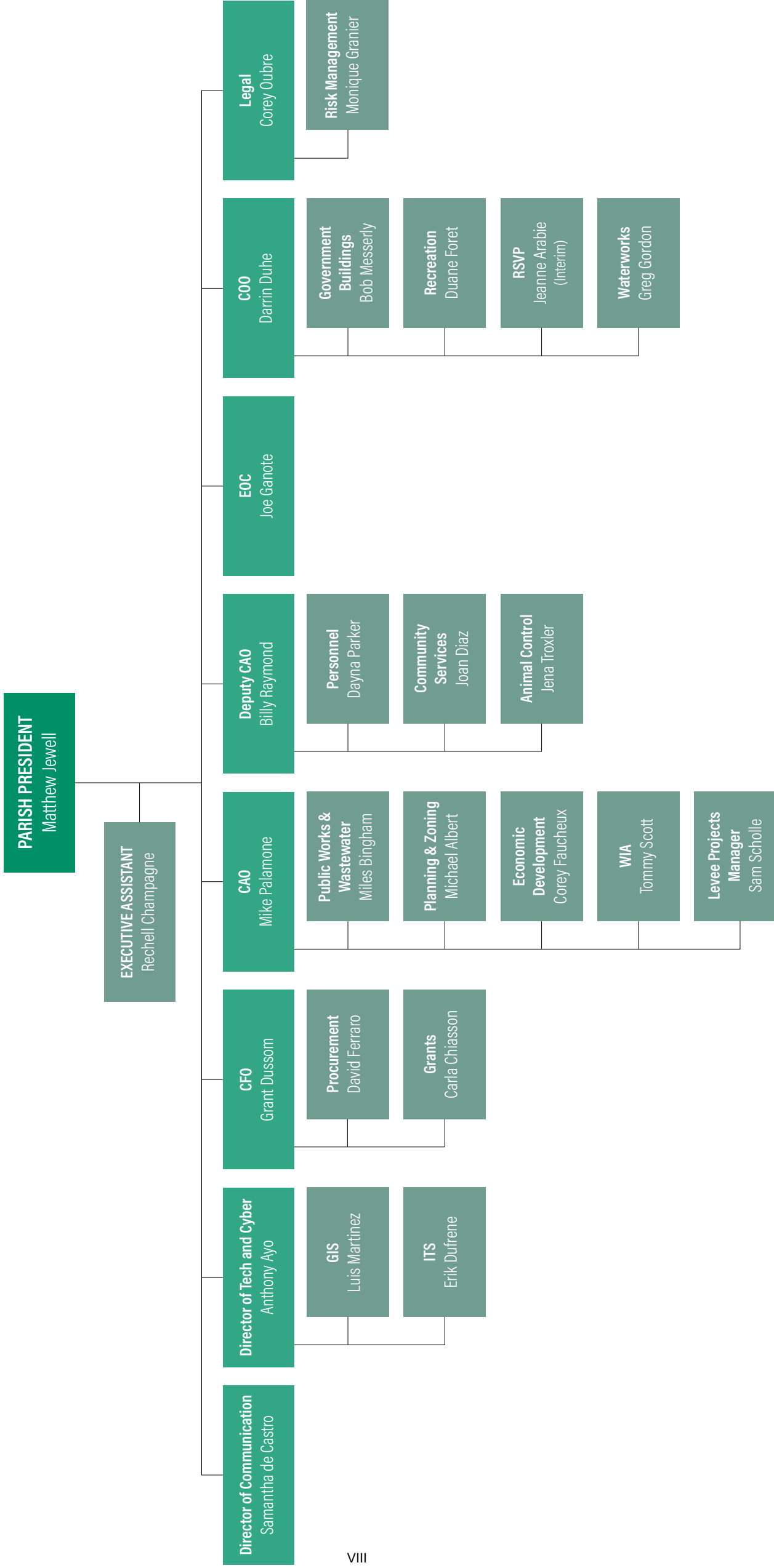
### COUNCIL MEMBERS

Bobby Donaldson	Division A (At Large)
Holly Fonseca	Division B (At Large)
La Sandra Darensbourg Gordon	District I
Mary K. Clulee	District II
Dick Gibbs	District III
Nicky Dufrene	District IV
Marilyn B. Bellock	District V
Bob Fisher	District VI
Julia Fisher-Perrier	District VII



# St. Charles Parish Organizational Chart

Revised February 2021





# **Financial Section**

## **INDEPENDENT AUDITORS' REPORT**

To the Honorable President  
and Members of the Council  
St. Charles Parish Council  
Hahnville, Louisiana

### **Report on the Financial Statements**

We have audited the accompanying financial statements of the governmental activities, the business-type activities, the aggregate discretely presented component units, each major fund, and the aggregate remaining fund information of St. Charles Parish Council (the Parish), as of and for the year ended December 31, 2020, and the related notes to the financial statements, which collectively comprise the Parish's basic financial statements as listed in the table of contents.

### **Management's Responsibility for the Financial Statements**

Management is responsible for the preparation and fair presentation of these financial statements in accordance with accounting principles generally accepted in the United States of America; this includes the design, implementation, and maintenance of internal control relevant to the preparation and fair presentation of financial statements that are free from material misstatement, whether due to fraud or error.

### **Auditors' Responsibility**

Our responsibility is to express opinions on these financial statements based on our audit. We conducted our audit in accordance with auditing standards generally accepted in the United States of America and the standards applicable to financial audits contained in *Government Auditing Standards*, issued by the Comptroller General of the United States. Those standards require that we plan and perform the audit to obtain reasonable assurance about whether the financial statements are free from material misstatement.

An audit involves performing procedures to obtain audit evidence about the amounts and disclosures in the financial statements. The procedures selected depend on the auditors' judgment, including the assessment of the risks of material misstatement of the financial statements, whether due to fraud or error. In making those risk assessments, the auditor considers internal control relevant to the Parish's preparation and fair presentation of the financial statements in order to design audit procedures that are appropriate in the circumstances, but not for the purpose of expressing an opinion on the effectiveness of the Parish's internal control. Accordingly, we express no such opinion. An audit also includes evaluating the appropriateness of accounting policies used

and the reasonableness of significant accounting estimates made by management, as well as evaluating the overall financial statement presentation of the financial statements.

We believe that the audit evidence we have obtained is sufficient and appropriate to provide a basis for our audit opinions.

## **Opinions**

In our opinion, the financial statements referred to above present fairly, in all material respects, the respective financial position of the governmental activities, the business-type activities, the aggregate discretely presented component units, each major fund, and the aggregate remaining fund information of the Parish, as of December 31, 2020, and the respective changes in financial position and, where applicable, cash flows thereof for the year then ended in accordance with accounting principles generally accepted in the United States of America.

## **Other Matters**

### *Required Supplementary Information*

Accounting principles generally accepted in the United States of America require that the Management's Discussion and Analysis on pages 5-13, OPEB Schedules and Budgetary Comparison Information on pages 84-97, Schedule of Proportionate Share of Net Pension Liability on page 98, and Schedule of Employer Contributions to Pension Funds on page 99 be presented to supplement the basic financial statements. Such information, although not a part of the basic financial statements, is required by the Governmental Accounting Standards Board, who considers it to be an essential part of financial reporting for placing the basic financial statements in an appropriate operational, economic, or historical context. We have applied certain limited procedures to the required supplementary information in accordance with auditing standards generally accepted in the United States of America, which consisted of inquiries of management about the methods of preparing the information and comparing the information for consistency with management's responses to our inquiries, the basic financial statements, and other knowledge we obtained during our audit of the basic financial statements. We do not express an opinion or provide any assurance on the information because the limited procedures do not provide us with sufficient evidence to express an opinion or provide any assurance.

### *Other Information*

Our audit was conducted for the purpose of forming opinions on the financial statements that collectively comprise the Parish's basic financial statements. The Introductory Section; Combining and Individual Nonmajor Fund Financial Statements and Schedules; Schedule of Compensation Paid to Board Members and Parish President; Schedule of Compensation, Benefits and Other Payments; component unit reporting; Schedule of Expenditures of Federal Awards; Notes to the Schedule of Expenditures of Federal Awards; Statistical Section, as required by Title 2 U.S. *Code of Federal Regulations Part 200, Uniform Administrative Requirements, Cost Principles, and Audit Requirements for Federal Awards*, component units budgetary comparison schedules, and justice system funding

schedule – receiving entity are presented for purposes of additional analysis and are not a required part of the basic financial statements.

The Combining and Individual Nonmajor Fund Financial Statements and Schedules; Schedule of Compensation Paid to Board Members and Parish President; Schedule of Compensation, Benefits and Other Payments; component unit reporting; Schedule of Expenditures of Federal Awards and Notes to the Schedule of Expenditures of Federal Awards are the responsibility of management and were derived from and relate directly to the underlying accounting and other records used to prepare the basic financial statements. Such information has been subjected to the auditing procedures applied in the audit of the basic financial statements and certain additional procedures, including comparing and reconciling such information directly to the underlying accounting and other records used to prepare the basic financial statements or to the basic financial statements themselves, and other additional procedures in accordance with auditing standards generally accepted in the United States of America by us and other auditors. In our opinion, the Combining and Individual Nonmajor Fund Financial Statements and Schedules; Schedule of Compensation paid to Board Members and Parish President; Schedule of Compensation, Benefits and Other Payments; component unit reporting; Schedule of Expenditures of Federal Awards; and Notes to the Schedule of Expenditures of Federal Awards are fairly stated in all material respects in relation to the basic financial statements as a whole.

The Introductory Section, Statistical Section, the component units budgetary comparison schedules and justice system funding schedule – receiving entity have not been subjected to the auditing procedures applied in the audit of the basic financial statements and, accordingly, we do not express an opinion or provide any assurance on them.

#### **Other Reporting Required by *Government Auditing Standards***

In accordance with *Government Auditing Standards*, we have also issued our report dated **December XX, 2021**, on our consideration of the Parish’s internal control over financial reporting and on our tests of its compliance with certain provisions of laws, regulations, contracts, and grant agreements and other matters. The purpose of that report is solely to describe the scope of our testing of internal control over financial reporting and compliance and the results of that testing, and not to provide an opinion on the effectiveness of the Parish’s internal control over financial reporting or on compliance. That report is an integral part of an audit performed in accordance with *Government Auditing Standards* in considering the Parish’s internal control over financial reporting and compliance.

DRAFT

Metairie, Louisiana  
**December XX, 2021**



**PARISH OF ST. CHARLES  
HAHNVILLE, LOUISIANA  
MANAGEMENT'S DISCUSSION AND ANALYSIS**

As financial management of the Parish, we offer readers of this financial statement an overview and analysis of the financial activities of the Parish of St. Charles Consolidated Government. This narrative is designed to assist the reader in focusing on significant financial issues, identify changes in the government's financial position, identify any material deviations from the approved budget documents, and identify individual fund issues or concerns.

The Management's Discussion and Analysis (MD&A) is designed to focus on the current year's activities, resulting changes, and currently known facts. It should be read in conjunction with the Letter of Transmittal and the financial statements that begin with Exhibit A-1.

**FINANCIAL HIGHLIGHTS**

- The assets and deferred outflows of resources of the Parish exceeded its liabilities and deferred inflows of resources at the close of 2020 by \$466 million. Of this amount, \$347 million is invested in capital assets including infrastructure. Infrastructure assets are only of value to the Parish and cannot be sold. A total of \$66.8 million is restricted while \$52 million is unrestricted and may be used to meet the government's ongoing needs. In total, the Net Position of the Parish increased \$22 million from 2019, a definite positive for the Parish.
- At December 31, 2020, Unassigned fund balance for the General fund was \$16.9 million, while the other categories of Non-spendable, Committed, and Assigned held balances of \$189,374, \$7.3 million, and \$24.2 million respectively, providing an overall 2% decrease from the prior year 2019 ending fund balance. This decrease is primarily attributable to additional transfers out of the General Fund to the Parish's Solid Waste Fund as well as an additional transfer to the Criminal Court fund.
- As of the close of the current year, the Parish's governmental funds reported a combined ending fund balance of \$124.9 million, an increase of \$12.4 million from prior year 2019, the majority of this increase is due to an increase additional grant revenues associated with the Flood Protection Fund coupled with decrease capital outlay in 2020 as a result of the pandemic, as well as increased General Fund transfers to the Parish's Road and Drainage fund totaling \$3.3 million.
- As of December 31, 2020, the Parish has contributed a total of \$8.675 million to the St. Charles Parish Retiree Benefits Funding Trust. Because of this total funding, the Net OPEB Liability of the Parish is \$16 Million as of December 31, 2020, down \$290 thousand from 2019.
- In March 2020, the World Health Organization made the assessment that the outbreak of a novel coronavirus (COVID-19) can be characterized as a pandemic. As a result, uncertainties have arisen that may have a significant negative impact on the operating activities and results of the Parish. The occurrence and extent of such an impact will depend on future developments, including (i) the duration and spread of the virus, (ii) government quarantine measures, (iii) voluntary and precautionary restrictions on travel or meetings, (iv) the effects on the financial markets, and (v) the effects on the economy overall, all of which are uncertain.

**OVERVIEW OF THE FINANCIAL STATEMENTS**

Governmental Accounting Standards Board Codification outlines greatly changed a government's presentation of financial statement. The statements focus on the government as a whole (government-wide) and the major individual funds. Both perspectives (government-wide and major fund) allow the reader to address relevant questions, broaden a basis for comparison (year to year or government to government) and should enhance the Parish's accountability.

**Government-Wide Financial Statements**

The *government-wide financial statements* are designed to provide readers with a broad overview of the Parish's finances, in a manner similar to private-sector business.

The *Statement of Net Position* (Exhibit A-1) presents information on all of the government's assets, deferred outflows, liabilities, and deferred inflows with the difference between the two reported as net position. Over time, changes in



**PARISH OF ST. CHARLES  
HAHNVILLE, LOUISIANA  
MANAGEMENT'S DISCUSSION AND ANALYSIS (CONTINUED)**

net position may serve as a useful indicator of whether the financial position of the Parish is improving or deteriorating.

The *Statement of Activities* (Exhibit A-2) presents information showing how the government's net position changed during the most recent fiscal year. All changes in net position are reported as soon as the underlying event giving rise to the change occurs, regardless of the timing of the related cash flows. Thus, revenues and expenses are reported in this statement for some items that will result in cash flows only in future fiscal periods. For example, uncollected taxes result in cash flows for future periods. The focus of the Statement of Activities is on both the gross and net cost of various activities that are funded by the government's general tax and other revenues. This is intended to summarize information and simplify the user's analysis of the cost of various governmental services and/or subsidy to various business-type activities and component units.

The government-wide financial statements include not only the Parish itself (known as the primary government), but also three component units: St. Charles Parish Communications District, St. Charles Parish Library Service District No. 1, and St. Charles Parish Hospital Service District. Financial information for the St. Charles Parish Hospital Service District is reported separately from the financial information presented for the primary government itself.

### **Fund Financial Statements**

A fund is a grouping of related accounts that is used to maintain control over resources that have been segregated for specific activities or objectives. Traditional users of governmental financial statements will find the fund financial statements presentation more familiar. The focus is now on major funds, rather than generic fund types.

**Governmental Funds** are used to account for essentially the same functions reported as governmental activities in the government-wide financial statements. The Governmental Major Fund presentation (see Exhibits A-3 and A-5) is presented on a modified accrual basis of accounting. This is the manner in which the financial plan is typically developed excluding certain timing differences between the budget basis and the generally accepted accounting principle (GAAP) basis. Unlike the government-wide financial statements, governmental fund financial statements focus on near-term outflows of spendable resources, as well as on balances of spendable resources available at the end of the fiscal year. Such information may be useful in evaluating a government's current financing requirements. The Parish has presented the General Fund, Road and Drainage M&O Fund, Flood Protection Fund, and the Recreation Maintenance and Operation Fund as major governmental funds. All other governmental funds are presented in one column, titled Non-major Governmental Funds. Combining financial statements of the non-major funds can be found in the Combining and Individual Fund Statements and Schedules that follow the basic financial statements.

**Proprietary Funds** encompass enterprise funds on the fund financial statements. Enterprise funds are used to report the same functions presented as business-type activities in the government-wide financial statements.

While the total columns on the proprietary fund financial statements for enterprise funds (see Exhibits A-7 through A-9) is the same as the business-type activities columns on the government-wide financial statements, the governmental major funds total column requires a reconciliation because of the different measurement focus which is reflected on the page following each statement (see Exhibits A-4 and A-6).

The flow of current financial resources will reflect bond proceeds and interfund transfers as other financing sources and will show capital expenditures and bond principal payments as expenditures. The reconciliation will eliminate these transactions and incorporate the capital assets and long-term obligations into the Governmental Activities column in the government-wide statements.

### **Notes to the Financial Statements**

The notes to the financial statements provide additional information that is essential to a full understanding of the data provided in the government-wide and fund financial statements. Exhibit A-14 contains the notes to the financial statements. They are a required part of the basic financial statements.

**PARISH OF ST. CHARLES  
HAHNVILLE, LOUISIANA  
MANAGEMENT'S DISCUSSION AND ANALYSIS (CONTINUED)**

**Other Information**

The combining statements referred to earlier in connection with the non-major governmental funds are presented immediately following the notes. Combining and individual fund statements and schedules include Exhibits B - 1 through B - 20 of this report.

Certain supplementary financial information can be found in Exhibits D-1 through D-20 of this report. These schedules in the Statistical Section are included for additional information and analysis and do not constitute a part of the audited financial statements.

Also included in the report are the auditors' reports, findings, and schedules that comply with the U. S. Office of Management and Budget Uniform Guidance. This information can be found under the Single Audit section.

The following table reflects the condensed Statement of Net Position for 2020 with comparative figures from 2019:

<b>Parish of St. Charles</b>							
<b>Condensed Statement of Net Position</b>							
<b>December 31, 2020 and 2019</b>							
<b>(in thousands of dollars)</b>							
	Governmental Activities		Business-Type Activities		Total		
	2020	2019	2020	2019	2020	2019	
<b>Assets:</b>							
Current and other assets	\$ 163,774	\$ 154,399	\$ 21,359	\$ 17,871	\$ 185,133	\$ 172,270	
Restricted assets	-	-	9,225	8,674	9,225	8,674	
Capital assets	267,420	259,715	116,553	120,046	383,973	379,761	
Total assets	431,194	414,114	147,137	146,591	578,331	560,705	
<b>Deferred Outflows of Resources:</b>							
Deferred Outflow - Pension	4,431	11,920	1,624	4,562	6,055	16,482	
Deferred Outflow - OPEB	752	280	291	107	1,043	387	
	5,183	12,200	1,915	4,669	7,098	16,869	
<b>Liabilities:</b>							
Current liabilities	5,542	10,112	5,100	4,569	10,642	14,681	
Long-term liabilities	29,593	43,607	28,014	34,123	57,607	77,730	
Total liabilities	35,135	53,719	33,114	38,692	68,249	92,411	
<b>Deferred Inflows of resources</b>							
Advances	33,235	31,146	3,910	3,586	37,145	34,732	
Deferred Inflows - Pension	6,790	1,101	2,498	395	9,288	1,496	
Deferred Inflows - OPEB	708	557	274	212	769	769	
Gain on Bond Refunding	284	336	3,360	3,574	3,644	3,910	
Total deferred inflows of resources	41,017	33,140	10,042	7,767	50,846	40,907	
<b>Net Position*</b>							
Net investment in capital assets	252,085	243,419	95,179	97,609	347,264	341,028	
Restricted	57,040	39,229	9,791	8,818	66,831	48,047	
Unrestricted	51,099	56,806	927	(1,626)	52,026	55,180	
Total Net Position	<u>\$ 360,225</u>	<u>\$ 339,455</u>	<u>\$ 105,897</u>	<u>\$ 104,801</u>	<u>\$ 466,121</u>	<u>\$ 444,255</u>	

For more detailed information, see Exhibit A-1, the Statement of Net Position.

**PARISH OF ST. CHARLES**  
**HAHNVILLE, LOUISIANA**  
**MANAGEMENT'S DISCUSSION AND ANALYSIS (CONTINUED)**

The Parish continues to maintain a stable current ratio. The current ratio compares current assets to current liabilities and is an indication of the Parish's ability to pay current obligations. The current ratio for governmental activities is 15.27.

Approximately 75% (\$341 million) of the Parish's Net Position as of December 31, 2020, reflects the government's investment in capital assets (land, buildings, infrastructure, machinery and equipment) less any related outstanding debt used to acquire those assets. The Parish uses these capital assets to provide services to citizens; consequently, these assets are not available for future spending. Another 14% (\$66.8 million) of the Parish's net position is subject to external restrictions on how those assets may be used, such as property tax approved by the electorate for specific purposes. The remaining 11% of net position, referred to as unrestricted (\$52 million), may be used to meet ongoing obligations of the government to citizens and creditors.

The following table provides a summary of the changes in Net Position for the year ended December 31, 2020 with comparative figures from 2019. As you will notice, with Sales and Ad Valorem taxes being the primary revenues for Governmental Activities, the increases in Ad Valorem and Sales Tax revenue for 2020 helped increase the Parish Net Position from 2019. See the table below for further changes:

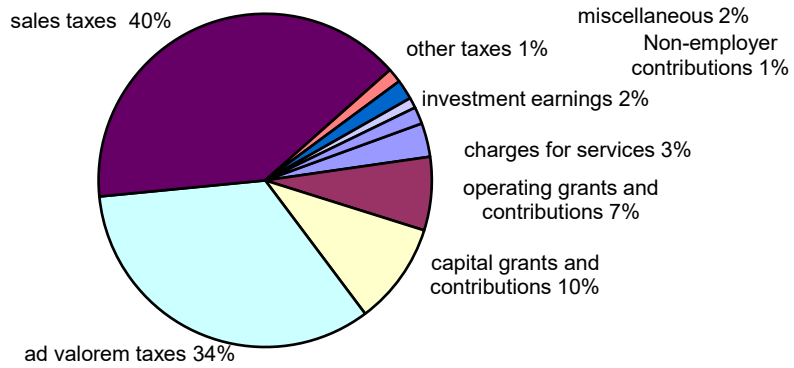
<b>Parish of St. Charles</b>							
<b>Changes in Net Position</b>							
<b>(in thousands of dollars)</b>							
	Governmental		Business-Type		Total		
	Activities		Activities				
	2020	2019	2020	2019	2020	2019	
Revenues:							
Program Revenues:							
Charges for services	\$ 2,919	\$ 3,240	\$ 27,301	\$ 26,990	\$ 30,220	\$ 30,230	
Operating grants & contributions	6,326	4,906	-	226	6,326	5,132	
Capital grants & contributions	8,814	6,504	535	-	9,349	6,504	
General Revenues:							
Ad valorem taxes	29,946	28,152	3,439	2,346	33,385	30,498	
Sales taxes	35,558	35,036	-	-	35,558	35,036	
Other taxes	1,240	1,644	-	-	1,240	1,644	
Other	4,073	4,590	(217)	431	3,856	5,021	
Total Revenues	88,876	84,072	31,058	29,993	119,934	114,065	
Expenses:							
General government	19,360	24,036	-	-	19,360	24,036	
Public safety	5,983	5,177	-	-	5,983	5,177	
Public works	29,982	30,097	-	-	29,982	30,097	
Health & welfare	4,998	4,933	-	-	4,998	4,933	
Culture & recreation	4,707	4,931	-	-	4,707	4,931	
Economic development & assistance	1,772	1,765	-	-	1,772	1,765	
Interest & other charges on long-term debt	508	745	-	-	508	745	
Waterworks	-	-	11,762	12,701	11,762	12,701	
Wastewater	-	-	14,233	13,838	14,233	13,838	
Solid Waste	-	-	4,764	4,014	4,764	4,014	
Total Expenses	67,311	71,685	30,759	30,553	98,069	102,237	
Increase/(decrease) in net position before transfers	21,565	12,387	299	(560)	21,865	11,828	
Transfers	(796)	(708)	796	708	-	-	
Increase/(decrease) in net position	20,769	11,679	1,095	148	21,865	11,828	
Net Position, beginning	339,455	327,776	104,801	104,653	432,429	432,429	
Prior Period Adjustment					-	-	
Net Position, beginning of year restated	339,455	327,776	104,801	104,653	444,256	432,429	
Net Position, ending	\$ 360,224	\$ 339,455	\$ 105,896	\$ 104,801	\$ 466,121	\$ 444,257	

**PARISH OF ST. CHARLES  
 HAHNVILLE, LOUISIANA  
 MANAGEMENT'S DISCUSSION AND ANALYSIS (CONTINUED)**

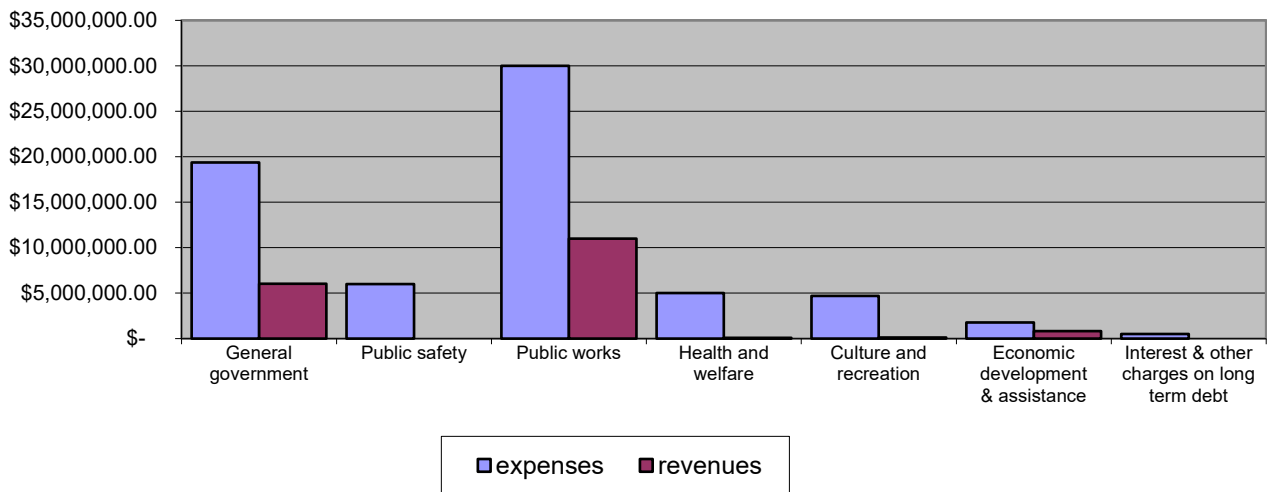
**Financial Analysis of the Government's Funds**

The Parish primarily relies on property and sales taxes to cover the cost of general governmental activities. Program revenues covered approximately 20% of these costs.

**Revenues by Source - Governmental Activities**



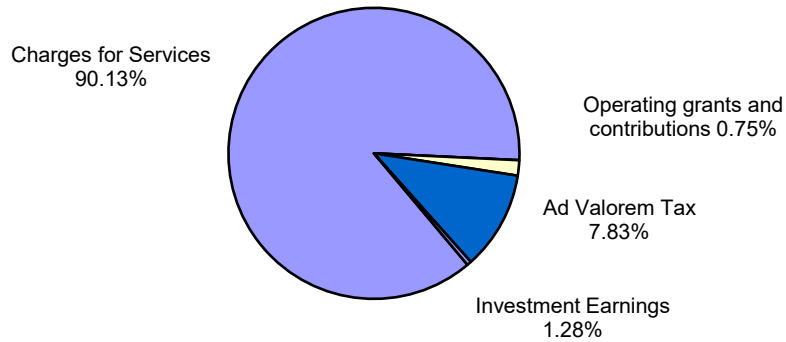
**Expenses and Program Revenues - Governmental Activities**



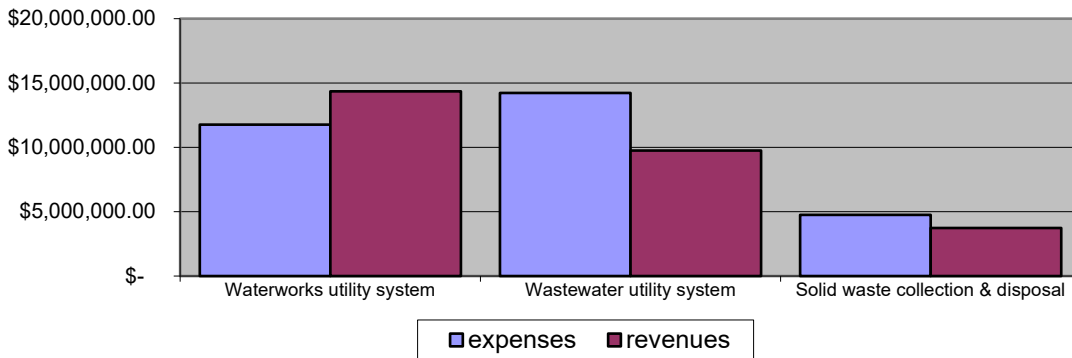
**PARISH OF ST. CHARLES  
 HAHNVILLE, LOUISIANA  
 MANAGEMENT’S DISCUSSION AND ANALYSIS (CONTINUED)**

For 2020, the Waterworks utility system reported operating income of \$2.9 million, while the Wastewater utility system reported an operating loss of \$1.2 million. The Solid Waste Collection and Disposal fund, a small business-type activity fund, also reported operating loss of \$1,026,705. This means that of the business-type funds, the Wastewater utility system and the Solid Waste Collection and Disposal Fund were not self-sufficient and are operating at a loss each year. Rates will need to be adjusted in 2020 to account for the operating losses. Costs of Living Rate increases went into effect starting January 2020 for Wastewater and Waterworks. Additionally, the Wastewater Utility system now has access to a newly approved Wastewater Facility Millage rate, which generated an additional \$3.4 million in revenue for 2020.

**Revenues by Source - Business Activities**



**Expenses and Program Revenues - Business Activities**



As noted earlier, the Parish uses fund accounting to ensure and demonstrate compliance with finance related legal requirements.

*Governmental Funds:* The focus of the Parish’s governmental funds is to provide information on near-term inflows, outflows, and balances of spendable resources. Such information is useful in assessing the Parish’s financing requirements. In particular, *unreserved fund balance* may serve as a useful measure of a government’s net resources available for spending at the end of the year.

**PARISH OF ST. CHARLES**  
**HAHNVILLE, LOUISIANA**  
**MANAGEMENT'S DISCUSSION AND ANALYSIS (CONTINUED)**

As of the end of the current year, the primary government's governmental funds reported combined ending fund balances of \$124.9 million, an increase of \$12.4 million in comparison with the prior year. Note the *unassigned fund balance*, which is available for spending at the government's discretion, is \$16.9 million. The remainder of fund balance is broken down into the categories of GASB Codification Section 1800, to indicate that is not available for new spending because it has already been committed: (1) Non-spendable (\$225 thousand), (2) Restricted (\$57 million), (3) Committed (\$26 million), and (4) Assigned (\$24 million).

The General Fund is the chief operating fund of the Parish. At the end of the current fiscal year, unassigned fund balance of the General Fund was \$16.9 million versus \$29.4 million as reported as of 12/31/19. The primary reason for this decrease is due to the fact that \$15.8 was budgeted as a transfer from the General Fund to the Flood Protection Fund for Levee construction, which changed the designation from Unassigned to Assigned, therefore the balance in Assigned increased from \$7.8 million to 24.2 million for 2020.

The Road & Drainage Maintenance & Operation Fund is the second largest governmental fund. At the end of the current fiscal year, total fund balance of the Road & Drainage M&O Fund was \$37.2 million. Compared with total fund balance of \$31.9 million at the end of 2019, fund balance increased approximately \$5.3 million during 2020. This change was due to the increased transfers in from the General Fund as well as increased sales and ad valorem taxes over the prior year.

The Flood Protection Fund is the third largest governmental fund. At the end of the current fiscal year, fund balance of the Flood Protection Fund was \$19.2 Million, all of which is restricted for the Construction of the West Bank Hurricane Protection Levee. This is a brand new fund brought about by the creation of the new 4 mill ad valorem tax. As construction of the levee has begun, we anticipate the balance herein to fluctuate from year to year.

The Recreation Maintenance and Operation Fund is the fourth largest governmental fund. At the end of the current fiscal year, total fund balance of the Recreation M&O Fund was \$2.7 million. Compared with total fund balance of \$1.9 million at the end of 2019, fund balance increased approximately \$850 thousand during 2020. This change was due to the decrease in Capital Outlay and Operating expenditures that occurred in 2020, which is directly attributed to the COVID-19 pandemic.

With the passage of the ad valorem tax for Flood Protection, a portion of these funds was used to establish a \$15 million Bond for Flood Protection. This new bond was issued on September 7, 2017 for construction of a portion of the levee, and the costs of this project(s) will be accounted for in the West Bank Hurricane Protection Levee Fund, a Capital Projects fund. As work progresses on the Levee, the costs in this fund will increase.

*Proprietary Funds:* The Parish's proprietary funds provide the same type of information found in the government-wide financial statements, but in more detail.

Unrestricted net position of the Solid Waste Collection and Disposal Fund at December 31, 2020, was \$2,241. This fund's sole source of funding is via the monthly garbage fee charged to our residents. Consumer Price Index (CPI) increases go into effect early January of each year.

Unrestricted net position of the Wastewater Utility System was a negative \$552 thousand at December 31, 2020. This fund encompasses all assets associated with sewerage operations, maintenance, and capital improvements held by the Parish. The net investment in capital assets totaled \$60.3 million reflecting the heavy investment in capital assets, while restricted net position totaled \$5.5 million.

Unrestricted net position of the Waterworks Utility System was \$1.4 million at December 31, 2020. This fund encompasses all assets associated with waterworks operations, maintenance, billing & collection, distribution, and capital improvements held by the Parish. The net investment in capital assets totaled \$34.8 million, with restricted net position totaling \$4.2 million.

**PARISH OF ST. CHARLES  
HAHNVILLE, LOUISIANA  
MANAGEMENT'S DISCUSSION AND ANALYSIS (CONTINUED)**

**General Fund Budgetary Highlights**

The Parish's operating budget is prepared according to Louisiana law. During the course of the year, the Parish revises its budget to take into consideration significant changes in revenues and expenditures. Louisiana Revised Statute 39:1311 requires that the budget be revised if either expected revenues are less or anticipated expenditures are in excess of budgetary goals by five percent (5%) or more. The original budget for the Parish's operations was adopted as submitted and became effective January 1, 2020 and the Parish Council adopted the final revisions to the budget on June 7, 2021.

A summary showing the Parish's original and final budget is provided in the ACFR at Exhibit A-18. The Parish's year-end actual results were better than had been budgeted, as conservative budgetary practices are customary. Revenues are forecast conservatively and expenditures are budgeted in anticipation of all possible costs and projects.

The General Fund actual revenues were lower than final budget projections by approximately \$298 thousand and expenditures were over final projections by \$3 thousand.

Unfortunately, while classified as unrestricted, the net position is earmarked by voter referendum to be used for specific activities within the Parish. Thus, while the Parish as a whole is financially healthy, there are individual funds which are financially strapped.

**Capital Asset and Debt Administration**

**Capital Assets**

The Parish's investment in capital assets for its governmental and business type activities as of December 31, 2020, amounts to approximately \$347 million (net of accumulated debt and depreciation). This investment in capital assets includes land, buildings and system improvements, machinery and equipment, wastewater treatment facilities, waterworks facilities, roads, highways, bridges, and drainage systems. The total increase in the Parish's investment in capital assets for the current fiscal year was approximately \$6.2 million (an \$8.6 million increase for governmental activities and a \$2.4 million decrease for business-type activities).

Additional information on the Parish's capital assets can be found in Note 7 of this report.

<b>Parish of St. Charles</b>						
<b>Capital Assets</b>						
<b>(net of depreciation)</b>						
	Governmental		Business-Type		Total	
	Activities		Activities		Total	
	2020	2019	2020	2019	2020	2019
Land	\$ 12,856,327	\$ 12,856,327	\$ 824,777	\$ 824,777	\$ 13,681,104	\$ 13,681,104
Buildings & improvements	123,685,297	100,110,725	109,840,911	114,852,471	233,526,208	214,963,196
Machinery & equipment	9,846,759	10,657,708	2,442,720	2,444,724	12,289,479	13,102,432
Infrastructure	55,121,691	54,267,947	-	-	55,121,691	54,267,947
Construction in progress	65,909,778	81,822,523	3,444,849	1,923,762	69,354,627	83,746,285
Total	<u>\$ 267,419,852</u>	<u>\$ 259,715,230</u>	<u>\$ 116,553,257</u>	<u>\$ 120,045,734</u>	<u>\$ 383,973,109</u>	<u>\$ 379,760,964</u>

**Long-term Debt**

At the end of the current fiscal year, St. Charles Parish had total bonded debt outstanding of \$40.1 million. Compared to last year, the Parish's total bonded debt decreased by approximately \$1.9 million.

The Parish's general obligation, public improvement, and revenue bonds all carry "AA-" ratings with Standard & Poor's, which is an excellent rating.

**PARISH OF ST. CHARLES  
HAHNVILLE, LOUISIANA  
MANAGEMENT'S DISCUSSION AND ANALYSIS (CONTINUED)**

State statutes limit the amount of general obligation debt a governmental entity may issue to 10 percent of its total assessed valuation. The current debt limitation for St. Charles Parish is \$180,232,498, which is significantly in excess of the Parish's outstanding general obligation debt.

Additional information on the Parish's long-term debt can be found in Note 11 of this report.

<b>Parish of St. Charles Outstanding Debt</b>						
	Governmental		Business-Type		Total	
	Activities		Activities			
	2020	2019	2020	2019	2020	2019
General obligation bonds	\$ 13,660,000	\$ 14,210,000	\$ -	\$ -	\$ 13,660,000	\$ 14,210,000
Public improvement bonds	1,390,000	1,750,000	-	-	1,390,000	1,750,000
Revenue bonds	-	-	25,088,512	26,131,174	25,088,512	26,131,174
Total	<u>\$ 15,050,000</u>	<u>\$ 15,960,000</u>	<u>\$ 25,088,512</u>	<u>\$ 26,131,174</u>	<u>\$ 40,138,512</u>	<u>\$ 42,091,174</u>

**Economic Factors and Next Year's Budget**

Many factors were considered by the Parish administration during the process of developing the fiscal year 2021 budget. The local economy and the impact of current economic conditions nationally greatly influenced the development of the 2021 budget. Our primary sources of revenues have been Sales and Ad Valorem Taxes. The Parish's sales tax collections for 2020 were \$35.5 million, which was a positive increase of 1.5% from 2019's sales tax collections of \$35 million. Surprisingly with the advent of the COVID-19 Pandemic, sales tax projections for 2021 were initially expected to decrease ten percent for 2022, however, as of November 1, 2021, Sales tax collections through July 2021 are ten percent higher than those same collections for 2020. The Parish also anticipates a significant increase in assessed value in 2022, which will drive property tax revenue up in 2022 and beyond, all unexpected positives for the coming years.

The Parish's elected and appointed officials considered these and many other factors when preparing and adopting the 2021 budget. The priorities are as follows:

All Parish employees will work in a safe environment where each department is adequately staffed, trained, and equipped to effectively carry out their missions.

Drainage, streets, road lighting, and other infrastructure will be well maintained.

The water and sewer system will meet the environmental needs of the Parish.

The Parish's Judicial System, prison and volunteer fire departments will be adequately supported to provide a safe community for our citizens.

Parish parks will be maintained to provide recreational opportunities for our citizens.

Development of business enterprises will be encouraged to provide economic opportunities for our citizens.

To the extent permitted by our remaining resources, quality-of-life projects will be pursued.

**Requests for Information**

For all those with an interest in the government's finances, this financial report is designed to provide a general overview of the finances of the Parish of St. Charles. Questions concerning any of the information provided in this report or requests for additional information should be addressed to the Finance Department, P.O. Box 302, Hahnville, LA 70057-0302.





**Parish of St. Charles**  
Statement of Net Position  
December 31, 2020

	Primary Government			Component Units
	Governmental Activities	Business-Type Activities	Total	
<b>ASSETS</b>				
Cash and cash equivalents	\$ 1,615,634	\$ 486,812	\$ 2,102,446	\$ 13,620,764
Investments	119,475,083	12,414,313	131,889,396	13,150,415
Receivables, net	38,302,641	7,804,695	46,107,336	24,809,501
Due from component units	-	-	-	249
Due from other governments	4,109,693	223,890	4,333,583	32,982
Inventory	-	410,399	410,399	484,850
Prepaid items	232,778	19,036	251,814	505,097
Other assets	37,854	-	37,854	4,538,666
Restricted assets:				
Cash and cash equivalents	-	28,589	28,589	3,985,445
Investments	-	9,196,516	9,196,516	-
Capital assets, net:				
Land	12,856,327	824,777	13,681,104	1,628,136
Infrastructure	55,121,615	-	55,121,615	-
Plant and equipment	133,532,132	112,283,631	245,815,763	41,303,270
Construction in progress	65,909,778	3,444,849	69,354,627	221,527
Total assets	<u>431,193,535</u>	<u>147,137,507</u>	<u>578,331,042</u>	<u>104,280,902</u>
<b>DEFERRED OUTFLOWS OF RESOURCES</b>				
Deferred future interest to be paid by escrow	-	-	-	158,494
Deferred outflow- pension	4,431,103	1,624,069	6,055,172	508,226
Deferred outflow- OPEB	751,815	291,482	1,043,297	85,759
	<u>5,182,918</u>	<u>1,915,551</u>	<u>7,098,469</u>	<u>752,479</u>
<b>LIABILITIES</b>				
Accounts payable and other current liabilities	3,604,515	1,191,166	4,795,681	1,274,706
Internal balances	(564,594)	564,594	-	-
Due to other governments	11,173	-	11,173	-
Due to primary government	-	-	-	249
Interest payable	194,329	-	194,329	-
Other liabilities and accruals	1,103,979	214,352	1,318,331	10,544,599
Liabilities payable from restricted assets	-	1,870,180	1,870,180	-
Non-current liabilities:				
Amounts due within one year	1,193,000	1,260,000	2,453,000	4,881,827
Amounts due beyond one year	18,709,690	23,828,512	42,538,202	47,712,073
Net pension liability	223,676	52,591	276,267	16,457
Net OPEB liability	10,659,333	4,132,630	14,791,963	1,215,897
Multi-employer pension liability	-	-	-	1,088,822
Other non-current liabilities	-	-	-	1,635,572
Total liabilities	<u>35,135,101</u>	<u>33,114,025</u>	<u>68,249,126</u>	<u>68,370,202</u>
<b>DEFERRED INFLOWS OF RESOURCES</b>				
Advances	33,234,633	3,910,240	37,144,873	7,827,514
Deferred inflows- pension	6,790,254	2,497,960	9,288,214	781,697
Deferred inflows- OPEB	707,936	274,466	982,402	80,753
Gain on bond refunding	284,445	3,359,855	3,644,300	-
Total deferred inflows of resources	<u>41,017,268</u>	<u>10,042,521</u>	<u>51,059,789</u>	<u>8,689,964</u>
<b>NET POSITION</b>				
Net investment in capital assets	252,085,407	95,179,272	347,264,679	(8,529,456)
Restricted for:				
Maintenance/operations	31,116,728	-	31,116,728	-
Debt service	593,805	2,064,573	2,658,378	-
Capital projects	19,601,328	7,726,022	27,327,350	103,941
Special revenues maintenance	5,727,827	-	5,727,827	-
Unrestricted	51,098,989	926,645	52,025,634	36,398,730
Total net position	<u>\$ 360,224,084</u>	<u>\$ 105,896,512</u>	<u>\$ 466,120,596</u>	<u>\$ 27,973,215</u>

The notes to the financial statements are an integral part of this statement.

**Parish of St. Charles**  
**Statement of Activities**  
For the Year Ended December 31, 2020

Functions/Programs	Expenses	Program Revenues		
		Charges for Services	Operating Grants and Contributions	Capital Grants and Contributions
<b>Primary government:</b>				
Governmental activities:				
General government	\$ 19,360,492	\$ 2,837,892	\$ 3,194,913	\$ -
Public safety	5,982,608	-	-	-
Public works	29,982,440	80,711	2,133,024	8,771,213
Health and welfare	4,998,124	-	89,194	-
Culture and recreation	4,706,983	-	84,783	42,474
Economic development and assistance	1,772,499	-	824,353	-
Interest & other charges on long-term debt	507,692	-	-	-
Total governmental activities	<u>67,310,838</u>	<u>2,918,603</u>	<u>6,326,267</u>	<u>8,813,687</u>
Business-type activities:				
Waterworks utility system	11,761,822	13,981,466	-	362,749
Wastewater utility system	14,232,772	9,582,006	-	172,450
Solid waste collection and disposal	4,764,361	3,737,068	-	-
Total business-type activities	<u>30,758,955</u>	<u>27,300,540</u>	<u>-</u>	<u>535,199</u>
Total primary government	<u>\$ 98,069,793</u>	<u>\$ 30,219,143</u>	<u>\$ 6,326,267</u>	<u>\$ 9,348,886</u>
<b>Component units:</b>				
Communications district	\$ 2,657,425	\$ 932,856	\$ 1,465,686	\$ -
Library service district no. 1	5,791,459	15,078	140,787	-
Hospital service district	49,924,459	37,463,243	10,126,489	-
Total component units	<u>\$ 58,373,343</u>	<u>\$ 38,411,177</u>	<u>\$ 11,732,962</u>	<u>\$ -</u>

General revenues:

Taxes:

  Ad valorem taxes

  Sales taxes

  Maintenance tax

  Alcoholic beverage tax

  Airport expansion agreement

  Cable TV franchise tax

  Investment earnings

OPEB Contributions

Non-employer Contributions

Miscellaneous

Transfers (to) from other funds

  Total general revenues and transfers

  Changes in net position

Net Position- beginning

Net Position- ending

<b>Net (Expense) Revenue and Changes in Net Position</b>				
<b>Primary Government</b>				
<b>Governmental Activities</b>	<b>Business-type Activities</b>	<b>Total</b>	<b>Component Units</b>	
\$ (13,327,687)	\$ -	\$ (13,327,687)	\$ -	
(5,982,608)	-	(5,982,608)	-	
(18,997,492)	-	(18,997,492)	-	
(4,908,930)	-	(4,908,930)	-	
(4,579,726)	-	(4,579,726)	-	
(948,146)	-	(948,146)	-	
(507,692)	-	(507,692)	-	
<u>(49,252,281)</u>	<u>-</u>	<u>(49,252,281)</u>	<u>-</u>	
-	2,582,393	2,582,393	-	
-	(4,478,316)	(4,478,316)	-	
-	<u>(1,027,293)</u>	<u>(1,027,293)</u>	-	
-	<u>(2,923,216)</u>	<u>(2,923,216)</u>	-	
<u>\$ (49,252,281)</u>	<u>\$ (2,923,216)</u>	<u>\$ (52,175,497)</u>	<u>\$ -</u>	
\$ -	\$ -	\$ -	\$ (258,883)	
-	-	-	(5,635,594)	
-	-	-	<u>(2,334,727)</u>	
<u>\$ -</u>	<u>\$ -</u>	<u>\$ -</u>	<u>\$ (8,229,204)</u>	
\$ 29,945,867	\$ 3,439,084	\$ 33,384,951	\$ 12,221,065	
35,558,162	-	35,558,162	-	
-	-	-	4,005,093	
43,842	-	43,842	-	
447,480	-	447,480	-	
749,106	-	749,106	-	
1,713,109	153,972	1,867,081	313,807	
256,964	-	256,964	73,480	
644,170	-	644,170	28,291	
1,458,293	(370,309)	1,087,984	6,535,884	
<u>(795,926)</u>	<u>795,926</u>	<u>-</u>	<u>-</u>	
<u>70,021,067</u>	<u>4,018,673</u>	<u>74,039,740</u>	<u>23,177,620</u>	
20,768,786	1,095,457	21,864,243	14,948,416	
339,455,298	104,801,055	444,256,353	13,024,799	
<u>\$ 360,224,084</u>	<u>\$ 105,896,512</u>	<u>\$ 466,120,596</u>	<u>\$ 27,973,215</u>	

The notes to the financial statements are an integral part of this statement.

**Parish of St. Charles**  
Balance Sheet  
Governmental Funds  
December 31, 2020

	General Fund	Road & Drainage Maintenance & Operation	Flood Protection
<b>ASSETS</b>			
Cash and cash equivalents	\$ 1,505,252	\$ 77,251	\$ 5,645
Investments	45,784,659	34,602,700	17,879,961
Receivables, net:			
Ad valorem taxes	5,437,000	10,314,500	6,975,500
Sales taxes	2,087,388	2,385,583	-
Accounts	427	-	-
Other	527,452	161,511	2,362
Due from other funds	27,605	932,048	-
Due from other governments	805,559	1,028,557	2,100,818
Prepaid items	189,374	30,800	-
Other assets	2,095	1,125	-
Total assets	\$ 56,366,811	\$ 49,534,075	\$ 26,964,286
<b>LIABILITIES AND FUND BALANCES</b>			
Liabilities:			
Accounts payable	\$ 617,822	\$ 988,604	\$ 483,784
Contracts payable	4,300	42,614	-
Due to other funds	306,454	207	-
Due to other governments	11,173	-	-
Other liabilities	793,935	191,822	-
Total liabilities	1,733,684	1,223,247	483,784
<b>DEFERRED INFLOWS OF RESOURCES</b>			
Advances	5,585,383	10,360,406	6,975,500
Unavailable revenues	256,743	742,804	280,699
Total deferred inflows of resources	5,842,126	11,103,210	7,256,199
Fund balances:			
Nonspendable	189,374	30,800	-
Restricted	-	28,771,595	19,224,303
Committed	7,367,140	8,405,223	-
Assigned	24,241,039	-	-
Unassigned	16,993,448	-	-
Total fund balances	48,791,001	37,207,618	19,224,303
Total liabilities, deferred inflows resources, and fund balances	\$ 56,366,811	\$ 49,534,075	\$ 26,964,286

The notes to the financial statements are an integral part of this statement.

Recreation Maintenance & Operations	Nonmajor Governmental Funds	Total Governmental Funds
\$ 3,894	\$ 23,592	\$ 1,615,634
2,801,161	18,406,602	119,475,083
5,069,500	5,239,000	33,035,500
-	-	4,472,971
-	-	427
75,063	27,355	793,743
-	-	959,653
135,905	38,854	4,109,693
450	12,154	232,778
-	34,634	37,854
<u>\$ 8,085,973</u>	<u>\$ 23,782,191</u>	<u>\$ 164,733,336</u>
\$ 53,494	\$ 1,413,897	\$ 3,557,601
-	-	46,914
78,561	9,837	395,059
-	-	11,173
26,109	92,113	1,103,979
<u>158,164</u>	<u>1,515,847</u>	<u>5,114,726</u>
5,069,500	5,243,844	33,234,633
135,701	1,396	1,417,343
<u>5,205,201</u>	<u>5,245,240</u>	<u>34,651,976</u>
450	5,016	225,640
2,722,158	6,321,632	57,039,688
-	10,687,238	26,459,601
-	3,649	24,244,688
-	3,569	16,997,017
<u>2,722,608</u>	<u>17,021,104</u>	<u>124,966,634</u>
<u>\$ 8,085,973</u>	<u>\$ 23,782,191</u>	<u>\$ 164,733,336</u>

The notes to the financial statements are an integral part of this statement.



**Parish of St. Charles**  
 Reconciliation of the Governmental Funds  
 Balance Sheet to the Statement of Net Position

Fund Balances- total governmental funds		\$ 124,966,634
Amounts reported for governmental activities in the Statement of Net Position are different because:		
Unavailable revenues are reported in the governmental fund but not in governmental activities.		1,417,343
Capital assets used in governmental activities are not financial resources and, therefore, are not reported in the governmental funds.		
Governmental capital assets, non depreciable	\$ 93,621,552	
Governmental capital assets, depreciable	386,322,142	
Less accumulated depreciation	<u>(212,523,842)</u>	267,419,852
Deferred outflows of resources related to net pension liability		4,431,103
Deferred outflows of resources related to Net OPEB liability		751,815
Deferred inflows of resources related to net pension liability		(6,790,254)
Deferred inflows of resources related to Net OPEB liability		(707,936)
Deferred inflows of resources related to bond refunding		(284,445)
Long-term liabilities, including bonds payable, are not due and payable in the current period and, therefore, are not reported in the governmental funds.		
Amount due in one year	(1,193,000)	
Public improvement bonds	(1,105,000)	
Revenue bonds	(13,095,000)	
Net pension liability	(223,676)	
Net OPEB liability	(10,659,333)	
Judgements and claims payable	<u>(4,509,690)</u>	(30,785,699)
Interest payable		<u>(194,329)</u>
Total Net Position- Governmental Activities		<u><u>\$ 360,224,084</u></u>

The notes to the financial statements are an integral part of this statement.



**Parish of St. Charles**  
Statement of Revenues, Expenditures, and Changes in Fund Balances  
Governmental Funds  
For The Year Ended December 31, 2020

	General Fund	Road & Drainage Maintenance & Operation	Flood Protection	Recreation Maintenance & Operations
<b>REVENUES</b>				
Taxes:				
Ad valorem taxes	\$ 4,955,273	\$ 9,222,751	\$ 6,362,137	\$ 4,627,010
Sales taxes	15,937,555	18,964,343	-	-
Other taxes	1,240,428	-	-	-
Licenses and permits	1,325,564	-	-	-
Intergovernmental revenues	3,194,913	2,731,088	8,303,229	-
Fees, charges, and commissions	682,548	80,711	-	84,783
Fines and forfeitures	88,830	-	-	-
Investment earnings	734,468	563,442	111,666	37,873
Miscellaneous	1,321,094	5,084	-	77,271
Total revenues	<u>29,480,673</u>	<u>31,567,419</u>	<u>14,777,032</u>	<u>4,826,937</u>
<b>EXPENDITURES</b>				
Current:				
General government	17,682,111	-	-	-
Public safety	3,897,792	42,178	-	-
Public works	-	19,891,364	211,587	-
Health and welfare	3,077,858	-	-	-
Culture and recreation	-	-	-	3,547,228
Economic development and assistance	944,667	-	-	-
Debt service:				
Principal	-	-	-	-
Interest and other charges	-	-	-	-
Capital outlay	2,331,033	8,135,325	3,591,547	337,845
Total expenditures	<u>27,933,461</u>	<u>28,068,867</u>	<u>3,803,134</u>	<u>3,885,073</u>
Excess (deficiency) of revenues over expenditures	<u>1,547,212</u>	<u>3,498,552</u>	<u>10,973,898</u>	<u>941,864</u>
<b>OTHER FINANCING SOURCES (USES)</b>				
Transfers in	2,816,092	3,350,000	-	48,598
Transfers out	(5,168,598)	(1,601,900)	(1,112,134)	(150,000)
Payment to refunded bond escrow agent	-	-	-	-
Proceeds from the sale of assets	61,969	6,858	-	9,563
Total other financing sources (uses)	<u>(2,290,537)</u>	<u>1,754,958</u>	<u>(1,112,134)</u>	<u>(91,839)</u>
Net change in fund balance	(743,325)	5,253,510	9,861,764	850,025
Fund balances—beginning	<u>49,534,326</u>	<u>31,954,108</u>	<u>9,362,539</u>	<u>1,872,583</u>
Fund balances—ending	<u>\$ 48,791,001</u>	<u>\$ 37,207,618</u>	<u>\$ 19,224,303</u>	<u>\$ 2,722,608</u>

The notes to the financial statements are an integral part of this statement.

Exhibit A-5

Nonmajor Governmental Funds	Total Governmental Funds
\$ 4,778,696	\$ 29,945,867
656,264	35,558,162
-	1,240,428
-	1,325,564
1,380,173	15,609,403
88,005	936,047
695,419	784,249
265,660	1,713,109
54,844	1,458,293
<u>7,919,061</u>	<u>88,571,122</u>
797,857	18,479,968
1,595,384	5,535,354
1,432,114	21,535,065
1,683,358	4,761,216
20,685	3,567,913
798,740	1,743,407
860,000	860,000
620,731	620,731
3,922,932	18,318,682
<u>11,731,801</u>	<u>75,422,336</u>
<u>(3,812,740)</u>	<u>13,148,786</u>
1,414,969	7,629,659
(392,953)	(8,425,585)
(2,000)	(2,000)
5	78,395
<u>1,020,021</u>	<u>(719,531)</u>
(2,792,719)	12,429,255
<u>19,813,823</u>	<u>112,537,379</u>
<u>\$ 17,021,104</u>	<u>\$ 124,966,634</u>

The notes to the financial statements are an integral part of this statement.

**Parish of St. Charles**  
 Reconciliation of the Statement of Revenues,  
 Expenditures, and Changes in Fund Balances  
 of Governmental Funds to the Statement of Activities  
 For The Year Ended December 31, 2020

Net change in fund balances - total governmental funds \$ 12,429,255

Amounts reported in governmental activities are different because:

Governmental funds report capital outlays as expenditures. However, in the Statement of Activities the cost of these assets is allocated over their estimated useful lives and reported as depreciation expense.

Capital outlay	\$ 18,318,682	
Depreciation expense		
General government	(2,354,057)	
Public safety	(447,254)	
Public works	(8,447,375)	
Health and welfare	(236,908)	
Culture and recreation	(1,139,070)	
Economic development and assistance	(29,092)	
	(12,653,756)	5,664,926
Loss on disposal of assets		2,039,696
Contributions to the pension plan in the current fiscal year are not included on the Statement of Activities		100,795
Change in deferred inflows of resources related to gain on refunding		100,167
OPEB benefit		644,170
Non employer contribution revenues		256,964
Reversal of unavailable revenues		(596,706)
<p>The issuance of long-term debt provides current financial resources to governmental funds, while the repayment of the principal of long-term debt consumes the current financial resources of governmental funds. Neither transaction, however, has any effect on net position. Also, governmental funds report the effect of premiums and discounts when debt is first issued, whereas these amounts are deferred and amortized in the Statement of Activities.</p>		
Claims and judgments paid	217,257	
Pension expense	(479,856)	
OPEB expenses	(51,370)	
Claims and judgments incurred	(431,384)	
Principal payments	860,000	114,647
Difference in interest cost on the modified accrual basis as reported in the fund statements versus interest expense on the full accrual basis.		14,872
Change in net position of governmental activities		\$ 20,768,786

The notes to the financial statements are an integral part of this statement.

**Parish of St. Charles**  
Statement of Net Position  
Proprietary Funds  
December 31, 2020

ASSETS	Waterworks	Wastewater	Solid Waste	Totals
	Utility System	Utility System	Collection & Disposal Fund	
<b>Current assets:</b>				
Cash and cash equivalents	\$ 485,635	\$ 410	\$ 767	\$ 486,812
Investments	8,566,946	3,672,418	174,949	12,414,313
Accounts receivable, net	2,869,008	780,086	317,849	3,966,943
Ad Valorem tax receivables, net	-	3,776,000	-	3,776,000
Other receivables, net	7,020	54,732	-	61,752
Due from other governments	71,882	151,310	698	223,890
Inventory	410,399	-	-	410,399
Prepaid items	18,784	252	-	19,036
<b>Restricted assets:</b>				
Cash and cash equivalents	27,443	1,146	-	28,589
Investments	4,779,097	4,417,419	-	9,196,516
Total current assets	<u>17,236,214</u>	<u>12,853,773</u>	<u>494,263</u>	<u>30,584,250</u>
<b>Noncurrent assets:</b>				
<b>Capital assets:</b>				
Land	143,496	681,281	-	824,777
Buildings & improvements	92,655,536	140,067,938	-	232,723,474
Machinery & equipment	3,583,568	13,695,588	-	17,279,156
Construction in progress	774,261	2,670,588	-	3,444,849
Total capital assets	97,156,861	157,115,395	-	254,272,256
Accumulated depreciation	(46,507,220)	(91,211,779)	-	(137,718,999)
Net capital assets	<u>50,649,641</u>	<u>65,903,616</u>	<u>-</u>	<u>116,553,257</u>
Total assets	<u>67,885,855</u>	<u>78,757,389</u>	<u>494,263</u>	<u>147,137,507</u>
<b>DEFERRED OUTFLOWS OF RESOURCES</b>				
Deferred outflows- pension	709,150	904,457	10,462	1,624,069
Deferred outflows- OPEB	135,406	154,318	1,758	291,482
Total deferred outflows of resources	<u>844,556</u>	<u>1,058,775</u>	<u>12,220</u>	<u>1,915,551</u>
<b>LIABILITIES</b>				
<b>Current liabilities:</b>				
Accounts payable	222,052	478,732	457,409	1,158,193
Contracts payable	27,901	5,072	-	32,973
Due to other funds	301,704	260,647	2,243	564,594
Other liabilities and accruals	135,990	76,782	1,580	214,352
<b>Current liabilities payable from restricted assets:</b>				
Current maturities of long term debt	810,000	450,000	-	1,260,000
Deposits	1,870,180	-	-	1,870,180
Total current liabilities	<u>3,367,827</u>	<u>1,271,233</u>	<u>461,232</u>	<u>5,100,292</u>
<b>Noncurrent liabilities:</b>				
Revenue bonds payable	18,265,000	5,563,512	-	23,828,512
Net OPEB liability	1,919,791	2,187,914	24,925	4,132,630
Net pension liability	22,964	29,288	339	52,591
Total noncurrent liabilities	<u>20,207,755</u>	<u>7,780,714</u>	<u>25,264</u>	<u>28,013,733</u>
Total liabilities	<u>23,575,582</u>	<u>9,051,947</u>	<u>486,496</u>	<u>33,114,025</u>
<b>DEFERRED INFLOWS OF RESOURCES</b>				
Deferred inflows- pensions	1,090,735	1,391,134	16,091	2,497,960
Deferred inflows- OPEB	127,502	145,309	1,655	274,466
Advances	-	3,910,240	-	3,910,240
Defeasance of debt	3,359,855	-	-	3,359,855
Total deferred inflows of resources	<u>4,578,092</u>	<u>5,446,683</u>	<u>17,746</u>	<u>10,042,521</u>
<b>NET POSITION</b>				
Net investment in capital assets	34,839,168	60,340,104	-	95,179,272
Restricted for debt service	1,727,038	337,535	-	2,064,573
Restricted for capital projects	2,534,178	5,191,844	-	7,726,022
Unrestricted	1,476,353	(551,949)	2,241	926,645
Total net position	<u>\$ 40,576,737</u>	<u>\$ 65,317,534</u>	<u>\$ 2,241</u>	<u>\$ 105,896,512</u>

The notes to the financial statements are an integral part of this statement.

**Parish of St. Charles**  
Proprietary Funds  
Statement of Revenues, Expenses  
and Changes in Fund Net Position  
For the Year Ended 12/31/2020

	Waterworks Utility System	Wastewater Utility System	Solid Waste Collection & Disposal Fund	Totals
<b>OPERATING REVENUES</b>				
Charges for services	\$ 13,132,303	\$ 9,216,514	\$ 3,734,980	\$ 26,083,797
Ad Valorem	-	3,439,084	-	3,439,084
Connection and service fees	259,842	58,134	-	317,976
Sewer development revenues	-	121,548	-	121,548
Delinquent charges	417,892	-	-	417,892
Non-employer contributions	39,475	50,347	582	90,404
OPEB benefit	116,018	132,221	1,506	249,745
Miscellaneous	15,936	3,242	-	19,178
Total operating revenues	<u>13,981,466</u>	<u>13,021,090</u>	<u>3,737,068</u>	<u>30,739,624</u>
<b>OPERATING EXPENSES</b>				
Personnel services	5,276,694	6,158,049	74,063	11,508,806
Operating services	1,472,186	2,011,851	4,625,249	8,109,286
Materials and supplies	1,706,918	1,172,509	7,756	2,887,183
Other services and charges	21,899	42,208	13,077	77,184
Depreciation	2,565,922	4,482,011	-	7,047,933
Intergovernmental	-	341,934	44,216	386,150
Total operating expenses	<u>11,043,619</u>	<u>14,208,562</u>	<u>4,764,361</u>	<u>30,016,542</u>
Operating income (loss)	<u>2,937,847</u>	<u>(1,187,472)</u>	<u>(1,027,293)</u>	<u>723,082</u>
<b>NONOPERATING REVENUES (EXPENSES)</b>				
Investment earnings	93,279	60,693	-	153,972
Gain (loss) on sale of assets	(370,809)	500	-	(370,309)
Amortization - expense	(1,132)	-	-	(1,132)
Bond interest and paying agent fees	(717,071)	(24,210)	-	(741,281)
Total non-operating revenues (expenses)	<u>(995,733)</u>	<u>36,983</u>	<u>-</u>	<u>(958,750)</u>
Income (loss) before contributions and transfers	1,942,114	(1,150,489)	(1,027,293)	(235,668)
Capital contributions of donated items	362,749	172,450	-	535,199
Transfers in	-	1,323,000	450,000	1,773,000
Transfers out	(431,349)	(545,725)	-	(977,074)
Changes in net position	<u>1,873,514</u>	<u>(200,764)</u>	<u>(577,293)</u>	<u>1,095,457</u>
Total net position - beginning	<u>38,703,223</u>	<u>65,518,298</u>	<u>579,534</u>	<u>104,801,055</u>
Total net position - ending	<u>\$ 40,576,737</u>	<u>\$ 65,317,534</u>	<u>\$ 2,241</u>	<u>\$ 105,896,512</u>

The notes to the financial statements are an integral part of this statement.



**Parish of St. Charles**  
**Proprietary Funds**  
**Statement of Cash Flows**  
**For The Year Ended December 31, 2020**

	Waterworks Utility System	Wastewater Utility System	Solid Waste Collection & Disposal Fund	Totals
<b>CASH FLOWS FROM OPERATING ACTIVITIES</b>				
Receipts from customers	\$ 13,489,560	\$ 12,625,019	\$ 3,784,565	\$ 29,899,144
Other receipts	13,140	3,242	-	16,382
Payments to suppliers	(3,374,896)	(3,237,608)	(4,572,903)	(11,185,407)
Payments to employees	(5,350,988)	(6,317,693)	(74,583)	(11,743,264)
Receipts (payments) for interfund services used	301,704	260,505	2,243	564,452
Net cash provided by (used in) operating activities	<u>5,078,520</u>	<u>3,333,465</u>	<u>(860,678)</u>	<u>7,551,307</u>
<b>CASH FLOWS FROM NONCAPITAL FINANCING ACTIVITIES</b>				
Transfers to General Fund	(431,349)	(545,725)	-	(977,074)
Advances from other funds	-	1,323,000	450,000	1,773,000
Subsidy of federal grants	-	-	-	-
Net cash provided by (used in) noncapital financing activities	<u>(431,349)</u>	<u>777,275</u>	<u>450,000</u>	<u>795,926</u>
<b>CASH FLOWS FROM CAPITAL AND RELATED FINANCING ACTIVITIES</b>				
Purchases of capital assets	(1,469,081)	(1,936,473)	-	(3,405,553)
Special items: donated assets	362,749	172,450	-	535,199
Principal paid on capital debt	(800,000)	(440,000)	-	(1,240,000)
Interest paid on capital debt	(718,202)	(24,210)	-	(742,412)
Net cash used in capital and related financing activities	<u>(2,624,534)</u>	<u>(2,228,233)</u>	<u>-</u>	<u>(4,852,766)</u>
<b>CASH FLOWS FROM INVESTING ACTIVITIES</b>				
Sales (purchases) of investments	(2,731,945)	(2,002,463)	411,142	(4,323,266)
Interest received on investments	93,279	60,693	-	153,972
Net cash provided (used in) by investing activities	<u>(2,638,666)</u>	<u>(1,941,770)</u>	<u>411,142</u>	<u>(4,169,294)</u>
Net Increase (decrease) in cash and cash equivalents	(616,029)	(59,263)	464	(674,828)
Cash and Cash Equivalents, Beginning of Year	<u>1,129,107</u>	<u>60,819</u>	<u>303</u>	<u>1,190,229</u>
Cash and Cash Equivalents, End of Year	<u>\$ 513,078</u>	<u>\$ 1,556</u>	<u>\$ 767</u>	<u>\$ 515,401</u>

The notes to the financial statements are an integral part of this statement.

**Parish of St. Charles**  
Proprietary Funds (Continued)  
Statement of Cash Flows  
For The Year Ended December 31, 2020

	Waterworks Utility System	Wastewater Utility System	Solid Waste Collection & Disposal Fund	Totals
<b>RECONCILIATION OF YEAR END BALANCES TO STATEMENT OF NET POSITION EXHIBIT A-1</b>				
Cash and cash equivalents	\$ 485,635	\$ 410	\$ 767	\$ 486,812
Restricted cash and cash equivalents	27,443	1,146	-	28,589
Total ending cash	<u>\$ 513,078</u>	<u>\$ 1,556</u>	<u>\$ 767</u>	<u>\$ 515,401</u>
<b>RECONCILIATION OF OPERATING INCOME (LOSS) TO NET CASH PROVIDED</b>				
Operating income (loss)	\$ 2,937,847	\$ (1,187,472)	\$ (1,027,293)	\$ 723,082
Adjustments to reconcile operating income to net cash provided by (used in) operating activities:				
Depreciation expense	2,565,922	4,482,011	-	7,047,933
Donated Assets	-	-	-	-
(Increase) decrease in accounts receivable	(271,768)	(115,802)	48,195	(339,375)
(Increase) decrease in intergovernmental receivables	(48,709)	(94,459)	(698)	(143,866)
(Increase) decrease in inventories	87,673	-	-	87,673
(Increase) decrease in prepaid items	687	4,050	-	4,737
(Decrease) increase in customer deposits	58,475	-	-	58,475
(Increase) decrease In deferred outflows- pension	1,502,973	1,426,853	8,618	2,938,444
(Increase) decrease In deferred outflows- OPEB	(83,582)	(99,741)	(1,312)	(184,635)
(Decrease) Increase in accounts payable	(73,845)	88,487	108,181	122,823
(Decrease) increase in other liabilities	(74,294)	(158,083)	(520)	(232,897)
(Decrease) increase in due to other funds	301,704	260,505	2,243	564,452
(Decrease) increase in deferred inflows- defeasance of debt	(214,469)	-	-	(214,469)
(Decrease) increase in deferred inflows- pension	899,323	1,189,408	14,440	2,103,171
(Decrease) increase in deferred inflows- OPEB	24,488	36,823	769	62,080
(Decrease) increase in net pension liability	(2,431,563)	(2,557,487)	(20,832)	(5,009,882)
(Decrease) increase in net OPEB liability	(102,342)	58,372	7,531	(36,439)
Total adjustments	<u>2,140,673</u>	<u>4,520,937</u>	<u>166,615</u>	<u>6,828,225</u>
Net cash provided by (used in) operating activities	<u>\$ 5,078,520</u>	<u>\$ 3,333,465</u>	<u>\$ (860,678)</u>	<u>\$ 7,551,307</u>
<b>SCHEDULE OF NONCASH NONCAPITAL FINANCING, CAPITAL &amp; RELATED FINANCING, AND NONCASH INVESTING ACTIVITIES</b>				
Change in fair value of investments	\$ 24,724	\$ 12,611	\$ -	\$ 37,335

The notes to the financial statements are an integral part of this statement.



**Parish of St. Charles**  
Statement of Fiduciary Net Position  
12/31/2020

	<b>Other Post- Employment Benefits Fund</b>	<b>Ad Valorem Tax Custodial Fund</b>	<b>Sales Tax Custodial Fund</b>	<b>Total Custodial Funds</b>
<b>ASSETS</b>				
Cash and cash equivalents				
Cash	\$ -	\$ 706	\$ 699	\$ 1,405
Money Market	8,675,349	-	-	-
Lamp	-	(126,523)	294,952	168,429
Ad valorem tax receivable	-	7,988,000	-	7,988,000
Other receivables	-	-	22,902	22,902
Total additions	<u>\$ 8,675,349</u>	<u>\$ 7,862,183</u>	<u>\$ 318,553</u>	<u>\$ 8,180,736</u>
<b>LIABILITIES</b>				
Liabilities:				
Accounts payable	\$ -	\$ -	\$ 251,193	\$ 251,193
Total liabilities	<u>-</u>	<u>-</u>	<u>251,193</u>	<u>251,193</u>
<b>Net Position</b>				
Restricted for due to other outside entities	\$ -	\$ 7,862,183	\$ 67,360	\$ 7,929,543
Restricted for other post-employment benefits	8,675,349	-	-	-
<b>Total Net Position</b>	<u>\$ 8,675,349</u>	<u>\$ 7,862,183</u>	<u>\$ 67,360</u>	<u>\$ 7,929,543</u>

The notes to the financial statements are an integral part of this statement.

**Parish of St. Charles**  
Statement of Changes in Fiduciary Net Position  
For the Year Ended 12/31/2020

	<b>Other Post- Employment Benefits Fund</b>	<b>Ad Valorem Tax Custodial Fund</b>	<b>Sales Tax Custodial Fund</b>	<b>Total Fiduciary Funds</b>
<b>ADDITIONS:</b>				
Contributions:				
Employer	\$ 788,362	\$ -	\$ -	\$ 788,362
Ad valorem tax collections	-	14,773,205	-	14,773,205
Sales tax collections	-	-	2,566,174	2,566,174
Investment earnings:				
Interest income	248,750	-	-	248,750
Total assets	<u>\$ 1,037,112</u>	<u>\$ 14,773,205</u>	<u>\$ 2,566,174</u>	<u>\$ 18,376,491</u>
<b>DEDUCTIONS</b>				
Bank fees & charges	\$ 33,028	\$ -	\$ -	\$ 33,028
Ad valorem tax distributed	-	14,272,459	-	14,272,459
Sales tax distributed	-	-	2,751,130	2,751,130
Total deductions	<u>\$ 33,028</u>	<u>\$ 14,272,459</u>	<u>\$ 2,751,130</u>	<u>\$ 14,305,487</u>
Change in net position	1,004,084	500,746	(184,956)	4,071,004
<b>Net Position:</b>				
Beginning of year	<u>7,671,265</u>	<u>7,361,436</u>	<u>252,316</u>	<u>-</u>
Restricted for Other Outside Entities	\$ -	\$ 7,862,183	\$ 67,360	\$ 7,929,543
Restricted for other post-employment benefits	<u>8,675,349</u>	<u>-</u>	<u>-</u>	<u>8,675,349</u>
Ending net position	<u>\$ 8,675,349</u>	<u>\$ 7,862,182</u>	<u>\$ 67,360</u>	<u>\$ 16,604,891</u>

The notes to the financial statements are an integral part of this statement.

**Parish of St. Charles**  
Combining Statement of Net Position  
All Discretely Presented Component Units  
December 31, 2020

Governmental Fund Types

	Communications District	Library Service District No. 1	Hospital Service District	Total all Component Units
<b>ASSETS</b>				
Cash and cash equivalents	\$ 8,625	\$ 9,805	\$ 13,602,334	\$ 13,620,764
Investments	3,681,808	9,468,607	-	13,150,415
Receivables, net:				
Ad valorem taxes	-	7,762,000	-	7,762,000
Accounts	-	-	3,828,062	3,828,062
Other	167,820	69,417	12,982,202	13,219,439
Due from other governments	32,774	208	-	32,982
Due from Component Unit	-	249	-	249
Inventory	-	-	484,850	484,850
Prepaid items	-	2,763	502,334	505,097
Estimated third party settlements	-	-	3,908,762	3,908,762
Deposits and other assets	-	-	629,904	629,904
Restricted assets:				
Cash	-	-	3,985,445	3,985,445
Capital assets, net				
Land	-	-	1,628,136	1,628,136
Plant & equipment	734,352	3,342,933	37,225,985	41,303,270
Construction in progress	-	-	221,527	221,527
Total assets	<u>4,625,379</u>	<u>20,655,982</u>	<u>78,999,541</u>	<u>104,280,902</u>
<b>DEFERRED OUTFLOWS OF RESOURCES</b>				
Pension liability	-	508,226	-	508,226
OPEB liability	-	85,759	-	85,759
Future interest to be paid by escrow	-	-	158,494	158,494
Total deferred outflow of resources	<u>-</u>	<u>593,985</u>	<u>158,494</u>	<u>752,479</u>
<b>LIABILITIES</b>				
Accounts payable	62,807	41,275	1,138,974	1,243,056
Contracts payable	31,650	-	-	31,650
Bonds and notes payable - current	-	-	4,881,827	4,881,827
Due to primary government	249	-	-	249
Other liabilities	-	48,479	10,496,120	10,544,599
Non-current liabilities:				
Bonds and notes payable	-	-	47,712,073	47,712,073
Net pension liability	-	16,457	-	16,457
Net OPEB liability	-	1,215,897	-	1,215,897
Multi-employer pension liability	-	-	1,088,822	1,088,822
Capital leases deposits	-	-	20,202	20,202
Other	-	-	1,615,370	1,615,370
Total liabilities	<u>94,706</u>	<u>1,322,108</u>	<u>66,953,388</u>	<u>68,370,202</u>
<b>DEFERRED INFLOWS OF RESOURCES</b>				
Advances	-	7,827,514	-	7,827,514
Pension liability	-	781,697	-	781,697
OPEB liability	-	80,753	-	80,753
Total deferred inflows of resources	<u>-</u>	<u>8,689,964</u>	<u>-</u>	<u>8,689,964</u>
<b>NET POSITION</b>				
Net investment on capital assets	734,352	3,342,933	(12,606,741)	(8,529,456)
Restricted for:				
Capital projects	-	103,941	-	103,941
Unrestricted	3,796,321	7,791,021	24,811,388	36,398,730
Total net position	<u>\$ 4,530,673</u>	<u>\$ 11,237,895</u>	<u>\$ 12,204,647</u>	<u>\$ 27,973,215</u>

The notes to the financial statements are an integral part of this statement.

**Parish of St. Charles**  
Combining Statement of Activities  
All Discretely Presented Component Units  
For The Year Ended December 31, 2020

	Communications District	Library Service District No. 1	Hospital Service District	Total all Component Units
<b>EXPENSES</b>	\$ 2,657,425	\$ 5,791,459	\$ 49,924,459	\$ 58,373,343
<b>PROGRAM REVENUES:</b>				
Charges for services	932,856	15,078	37,463,243	38,411,177
Operating grants and contributions	1,465,686	140,787	10,126,489	11,732,962
Net program (expenses) revenue	<u>(258,883)</u>	<u>(5,635,594)</u>	<u>(2,334,727)</u>	<u>(8,229,204)</u>
<b>GENERAL REVENUES:</b>				
Taxes:				
Ad valorem	-	7,081,187	5,139,878	12,221,065
Maintenance	-	-	4,005,093	4,005,093
Investment earnings	54,916	154,797	104,094	313,807
Proceeds from sale of assets	-	2,480	-	2,480
HHS Cares Act Relief Funds	-	-	5,912,818	5,912,818
Miscellaneous	-	20,586	600,000	620,586
Non-employer contributions	-	28,291	-	28,291
OPEB benefit	-	73,480	-	73,480
Total general revenues	<u>54,916</u>	<u>7,360,821</u>	<u>15,761,883</u>	<u>23,177,620</u>
Changes in net position	(203,967)	1,725,227	13,427,156	14,948,416
Net Position- beginning	<u>4,734,640</u>	<u>9,512,668</u>	<u>(1,222,509)</u>	<u>13,024,799</u>
Net Position- ending	<u>\$ 4,530,673</u>	<u>\$ 11,237,895</u>	<u>\$ 12,204,647</u>	<u>\$ 27,973,215</u>

- -

**NOTE 1 – SUMMARY OF SIGNIFICANT ACCOUNTING POLICIES**

The financial statements of the Parish of St. Charles (the “Parish”) have been prepared in conformity with generally accepted accounting principles (“GAAP”) as applied to governmental units. The Governmental Accounting Standards Board (“GASB”) is the accepted standard setting body for establishing governmental accounting and financial reporting principles. The government’s significant accounting policies are described below.

**a. Financial Reporting Entity**

St. Charles Parish Council (the “Council”) is the governing authority for the Parish, a political subdivision of the State of Louisiana, as authorized by the Constitution of the State of Louisiana. The Council consists of nine members of which two members are elected parish wide to represent the entire parish and seven members are elected to represent each of the seven districts. The Parish President, elected by the voters of the Parish, is the chief executive officer of the Parish and is responsible for carrying out the policies adopted by the Council and for administering all Parish departments, offices, agencies, and special districts.

The basic criterion for determining whether a governmental department, agency, institution, commission, public authority, or other governmental organization should be included in a primary governmental unit’s reporting entity for basic financial statements is financial accountability. Financial accountability includes appointment of a voting majority of the organization’s governing body and the ability of the primary government to impose its will on the organization or if there is a financial benefit/burden relationship between the primary government and the other organization. In addition, an organization that is fiscally dependent on the primary government or has a potential to provide specific financial benefits to the primary government should be included in the reporting entity.

As required by generally accepted accounting principles, the financial statements of the reporting entity present the primary government (the Parish) and its component units. The component units discussed below are included in the Parish’s reporting entity because of the significance of their operational or financial relationships with the Parish.

**1. Blended Component Unit**

Based on the previous criteria, the fact that the Parish has operational responsibility of these component units, including managing day to day operations and the fact that the Parish has also provided substantial financial benefits for these component units and must provide funding should the component units’ outstanding debt obligations not be met in a given year, it has therefore been determined that the following component units should be included in the reporting entity of the Parish. For financial reporting purposes, these entities are reported as if they were part of the Parish’s operations:

**Consolidated Waterworks and Wastewater District No. 1**

On March 4, 1991, in accordance with the provisions of Chapters 22 and 22A of Title 33 of the Louisiana Revised Statutes of 1950, as amended, the Consolidated Waterworks and Wastewater District No. 1 was created by Parish ordinance No. 91-3-2. The District was created to operate, maintain, and administer a combined wastewater and waterworks system within the parish-wide boundaries. The District separates financial reporting of its operations into two funds, the Waterworks Utility System fund and the Wastewater Utility System fund. The District is governed by the same elected Council that governs the Parish and is therefore included in the Parish’s financial report as a blended component unit. Both funds of the District are reported as blended proprietary funds. The District does not issue separate financial statements. The District has a fiscal year ending December 31.

**2. Discretely Presented Component Units**

The component units’ column in the government-wide financial statements includes the financial data of the Parish’s discretely presented component units. These units are reported in separate columns apart from the primary governments to emphasize that they are all legally separate from the Parish.

**NOTE 1 – SUMMARY OF SIGNIFICANT ACCOUNTING POLICIES (CONTINUED)**

**2. Discretely Presented Component Units (continued)**

**1. St. Charles Parish Communications District**

The Communications District was established by parish ordinance on August 4, 1986, under the provisions of Louisiana Revised Statute 33:9101-9106. The Communications District was established to maintain and operate a 911 emergency telephone system for St. Charles Parish. Funding is provided by local grants and an emergency telephone service charge not to exceed five percent (5%) of the highest tariff rate for local telephone service supplied within the Communications District. A seven-member board of control governs the Communications District. Only one elected Parish Council member serves on this board. The Communications District's board is not the same as the elected Parish Council, and it does not provide services only to the Parish government. It is fiscally dependent because it cannot levy taxes, set rates or charges, or issue bonded debt without approval of the primary government. It is reported as a discretely presented component unit. The Communications District does not issue separate financial statements. It has a fiscal year ending December 31. The Parish administers the Communication District's ad valorem revenue, maintaining all the accounting records, handles all investments, as well as processing and paying all of the Communication District's bills from the ad valorem taxes dedicated to the Communications District.

**2. St. Charles Parish Library Service District No. 1**

The Library Service District was established by parish ordinance on November 9, 1948, under the provisions of Louisiana Revised Statute 25:211. Funding is provided from ad valorem taxes, state aid, state grants, and book fines. Expenditures are restricted to library services. A five-member board of control, appointed by the same elected Council that governs the Parish, governs the library. The Library Service District's board is not the same as the elected Parish Council, and it does not provide services only to the Parish government. The Library Service District is fiscally dependent upon the Parish Council because it cannot levy taxes or issue bonded debt without approval by the Parish Council. It is reported as a discretely presented component unit. The Library Service District does not issue separate financial statements. It has a fiscal year ending December 31. The Parish administers the Library Service District's ad valorem revenue, maintains all accounting records, handles all investments, and processes and pays the bill with from the ad valorem taxes dedicated to the Library Service District.

**3. St. Charles Parish Hospital Service District**

This special district provides hospital services to St. Charles Parish citizens. The Council appoints the board members of the Hospital Service District and can remove them at will. While the Hospital Service District is responsible for obtaining voter approval for the levy of taxes or debt issuance, all related Louisiana State Bond Commission approvals must be obtained through the Parish, which creates fiscal dependence. For these reasons, the Parish has the ability to impose its will on the Hospital Service District, hence the Hospital Service District has a financial benefit from the parish since these approvals must first be obtained through the Parish. The Parish however has no liability with respect to any of the Hospital Service District's bonds. The Hospital Service District is a separate legal entity. The Parish's only connection with the Bonds was the approval of the Bond Election and the approval of the issuance of the bonds in the event of an election carried. The resolutions of the Council giving those approvals expressly denied any liability of the Parish's connection with the bonds.

St. Charles Parish Hospital Service District has a fiscal year ending on December 31. Separate audited financial reports containing additional information that may be required of the Hospital Service District, can be obtained from the Hospital Service District.

**Other Related Organizations**

The Council is also responsible for appointing the members of the boards of other organizations, including the board members of the St. Charles Parish Housing Authority, however, the Parish's accountability for this organization does not extend beyond making the appointments. The St. Charles Parish Housing Authority did not receive any financial support from the Parish during 2020.

**b. Basis of Presentation**

In accordance with GASB Codification, included in the Parish's Annual Comprehensive Financial Report for the year ended December 31, 2020 we have incorporated the Management's Discussion and Analysis ("MD&A") and government-wide financial statements which include the Statement of Net Position and the Statement of Activities.

**NOTE 1 – SUMMARY OF SIGNIFICANT ACCOUNTING POLICIES (CONTINUED)**

**b. Basis of Presentation (continued)**

GOVERNMENT-WIDE FINANCIAL STATEMENTS:

The Statement of Net Position and the Statement of Activities include the governmental and business-type activities of the Parish and the discretely presented component units. These government-wide statements focus on the change in aggregate financial position resulting from the activities of the fiscal period and the ability of the Parish to maintain itself as an entity. The government-wide statements for governmental activities begin with the governmental funds' financial statement balances and adjust them to incorporate the Parish's capital assets and long-term debt. Details of these adjustments can be found in the Reconciliation of the Governmental Funds Balance Sheet to the Statement of Net Position and the Reconciliation of the Governmental Funds Changes in Revenues, Expenditures, and Fund Balances to the Statement of Activities. As a general rule, interfund services provided and used are not eliminated in the process of consolidation. Additional explanations for these adjustments are included in the following section on measurement focus. The Statement of Activities presents financial information in a manner that shows the income and expenses generated by each governmental function. Taxes are reported as general revenues along with other items that cannot be properly included in program revenues. Program revenues of the government-wide financial statements include licenses and permits; intergovernmental revenues; fees, charges and commissions; and fines and forfeitures.

Separate financial statements are provided for governmental funds, proprietary funds, and fiduciary fund, even though the latter are excluded from the government-wide financial statements. Major individual governmental funds and major individual enterprise funds are reported as separate columns in the fund financial statements.

FUND FINANCIAL STATEMENTS:

The fund financial statements are very similar to the traditional government fund statements as presented by governments prior to the issuance of GASB Codification on the financial presentation. Emphasis is now on the major funds in either the governmental or business-type categories. Non-major funds (by category) are summarized into a single column. The operations of each fund are accounted for with a separate set of self-balancing accounts that comprise its assets, liabilities, equity, revenues, and expenditures or expenses, as appropriate. Government resources are allocated to and accounted for in individual funds based upon the purpose for which they are to be spent and the means by which spending activities are controlled. The focus of the governmental funds' measurement (in the fund statements) is upon determination of financial position and changes in financial position (sources, uses, and balances of financial resources) rather than upon net income. The major governmental funds of the primary government are as follows:

General Fund -- The General Fund is the general operating fund of the Parish. It is used to account for and report all financial resources not accounted for and reported in another fund. The General Fund is always a major fund.

Road and Drainage Maintenance and Operation Fund -- This fund is dedicated for the purpose of constructing, acquiring, imposing, operating, and maintaining drains, drainage canals, pumps, and pumping plants, dykes and levees, and related machinery and equipment; and opening, constructing, maintaining, and improving roads, streets, and bridges and purchasing road machinery and equipment within the Parish.

Flood Protection Fund -- The Flood Protection Fund is dedicated to the maintenance, operation, and construction of the Westbank hurricane protection levee in the Parish. Ad valorem taxes provide major financing.

Recreation Maintenance & Operations Fund-- The Parish Recreation Fund is dedicated for the purpose of acquiring, constructing, improving, maintaining, and/or operating the recreation facilities and equipment in an for the St. Charles Parish. Financing is provided primarily by ad valorem taxes, registration fees, federal and state grant funding, as well as investment earnings.

The focus of proprietary fund measurement is upon determination of operating income, changes in net position, financial position, and cash flows. The generally accepted accounting principles applicable are those similar to businesses in the private sector.

**NOTE 1 – SUMMARY OF SIGNIFICANT ACCOUNTING POLICIES (CONTINUED)**

**b. Basis of Presentation (continued)**

FUND FINANCIAL STATEMENTS (CONTINUED):

Proprietary funds account for operations that are financed and operated similarly to private business enterprises, where the intent of the governing body is that the costs (expenses, including depreciation) of providing goods or services to the general public on a continuing basis be financed or recovered primarily through user charges; or where the governing body has decided periodic determination of revenues earned, expenses incurred, and/or net income is appropriate for capital maintenance, public policy, management control, accountability, or other purposes. Proprietary funds are presented in the business-type activities column in government-wide financial statements and the major funds section of the basic financial statements. All three proprietary funds of the Parish are reported as major funds.

Proprietary funds distinguish operating revenues and expenses from nonoperating items. Operating revenues and expenses generally result from providing services and producing and delivering goods in connection with a proprietary fund's principal ongoing operations. Operating expenses for proprietary funds include the cost of sales and services, administrative expenses, and depreciation of capital assets. All revenues and expenses not meeting this definition are reported as nonoperating revenues and expenses. The following is a description of the proprietary funds of the Parish:

Waterworks Utility System Fund – Reports all activities necessary to provide water services to residents in the Consolidated Waterworks and Wastewater District No. 1 including but not limited to, administration, operations, maintenance, financing, and related debt service. The major source of funding is fees charged for services.

Wastewater Utility System Fund – Reports all activities necessary to provide wastewater services to residents in the Consolidated Waterworks and Wastewater District No. 1 including but not limited to, administration, operations, maintenance, financing, and related debt service. The major source of funding is fees charged for services.

Solid Waste Collection & Disposal Fund – This fund accounts for the collection and disposal of solid waste in the Parish. The Parish does not own or operate a solid waste landfill. Financing is provided by a parish wide user charge dedicated for collection and disposal of solid waste.

Fiduciary funds are used to report assets held in a trustee or agency capacity for others and therefore cannot be used to support the Parish's own programs. The fiduciary fund categories within this ACFR include two Agency Fund and one Other Post-Employment Benefits Fund.

The Parish has an Other Post-Employment Benefits Fund, which falls under the category of Pension and Other Employee Benefit Trust Funds. This type of fund used to report resources required to be held in trust for the members and beneficiaries of the St. Charles Parish Retiree Benefits Funding Trust, which was established in 2014 for the purpose of providing post-employment retiree medical benefits for the Parish's eligible retirees. The financials for the aforementioned fiduciary funds can be found beginning with Exhibit A-10.

Agency funds are used to report resources held by the agency in a purely custodial capacity (assets held for others that cannot be used to support the agency's own programs). Agency funds typically involve only the receipt, temporary investment and remittance of fiduciary resources to individuals, private organizations or other governments. GAAP requires the use of an agency fund to account for debt service transactions involving special assessment debt for which the state is not obligated in any manner. There are four governmental fund types that make up the Agency Funds reported in the Statement of Fiduciary Net Position and Statement of Changes in Fiduciary Net Position, one of which is an Ad Valorem Tax Agency Fund and one is a Sales Tax Agency Fund. All funds represent ad valorem taxes/and or sales collected by the Parish and subsequently distributed to the appropriate taxing districts. Those fund types, including a description of the specific nature of their activities are:

Council on Aging - The Council On Aging fund is dedicated for the purpose of paying the cost of programs administered by the Council on Aging. Financing is provided by ad valorem taxes and investment earnings.



**NOTE 1 – SUMMARY OF SIGNIFICANT ACCOUNTING POLICIES (CONTINUED)**

**b. Basis of Presentation (continued)**

FUND FINANCIAL STATEMENTS (CONTINUED):

Fire Protection Fund - The Fire Protection Fund is dedicated for the purpose of acquiring, constructing, improving, maintaining, and/or operating fire protection facilities and equipment in and for St. Charles Parish. Financing is provided primarily by ad valorem, sales, and use taxes. As the Fire Protection District also receives a 1/8 Sales Tax each year, this fund is split between the Ad Valorem Tax Agency Fund and the Sales Tax Agency Fund.

Health Unit - The Health Unit accounts for the financial activities related to improving, maintaining, operating, and supporting public health facilities in the Parish. Financing is provided by ad valorem taxes and investment earning.

The ARC - The ARC of St. Charles fund is dedicated for the purpose of operating, maintaining, and constructing facilities and for providing services associated with the ARC of St. Charles for all people with intellectual and developmental disabilities in St. Charles Parish.

**c. Basis of Accounting and Measurement Focus**

GOVERNMENT-WIDE FINANCIAL STATEMENTS:

The government-wide financial statements are reported using the economic resources measurement focus and the accrual basis of accounting. Revenues are recorded when earned and expenses are recorded when a liability is incurred, regardless of the timing of related cash flows. Property taxes are recognized in the year for which they are levied. Grants and other similar items are recognized as revenue as soon as all eligibility requirements imposed by the provider have been met.

FUND FINANCIAL STATEMENTS

All governmental funds are accounted for using a current financial resources measurement focus. With this measurement focus, only current assets, deferred inflows of resources, current liabilities, and deferred outflows of resources generally are included on the balance sheet. Operating statements of these funds present increases (revenues and other financing sources) and decreases (expenditures and other financing uses) in net current assets. Governmental funds are maintained on the modified accrual basis of accounting.

Governmental fund revenues resulting from exchange transactions are recognized in the fiscal year in which the exchange takes place and meets the government's availability criteria (susceptible to accrual). Available means that the resources will be collected within the current fiscal year or are expected to be collected soon enough thereafter to be used to pay liabilities of the current fiscal year. Charges for services, fines and forfeitures, and most governmental miscellaneous revenues, including investment earnings are recorded as earned since they are measurable and available. The Parish's definition of available means expected to be received within one hundred- twenty days of the end of the fiscal year.

Nonexchange transactions, in which the Parish receives value without directly giving value in return, includes sales tax, property tax, special assessments, grants, entitlements, and donations. Property taxes are considered measurable in the calendar year of the tax levy if collected soon enough to meet the availability criteria. Sales taxes and gross receipts business taxes are considered "measurable" when the underlying transaction occurs and meets the availability criteria. Anticipated refunds of such taxes are recorded as fund liabilities and reductions of revenue when they are measurable and valid. Special assessments are recognized as revenues only to the extent that individual installments are considered current assets in the governmental fund types. Revenue from grants, entitlements, and donations is recognized in the fiscal year in which all eligibility requirements have been satisfied. Eligibility requirements include timing requirements, which specify the year when the resources can be used.

Expenditures are recognized in the accounting period in which the related fund liability is incurred, if measurable, except for the following: principal and interest on long-term debt are recorded when due, and claims and judgments, group health claims, arbitrage payable, net pension obligation, and compensated absences are recorded as expenditures in the governmental fund type when paid with expendable available financial resources. Allocations of cost such as depreciation and amortization are not recognized in the governmental funds.

**NOTE 1 – SUMMARY OF SIGNIFICANT ACCOUNTING POLICIES (CONTINUED)**

**c. Basis of Accounting and Measurement Focus (continued)**

All proprietary funds are accounted for on a flow of economic resources measurement focus. Proprietary funds are maintained on the accrual basis of accounting wherein revenues are recognized in the accounting period in which they are earned and become measurable, and expenses are recognized in the period incurred, if measurable. Revenue resulting from exchange transactions, in which each party gives and receives essentially equal value, is recorded on the accrual basis when the exchange takes place.

**d. Budgetary Data**

Formal budgetary accounting is employed as a management control device during the year for the General Fund, Special Revenue Funds, Debt Service Funds, Capital Project Funds, and Proprietary Funds.

The level of budgetary control is at the fund/department level and expenditures may not exceed budgeted appropriations. Appropriations that are not expended or encumbered lapse at year-end.

Budgets for the General Fund, Special Revenue Funds, Debt Service Funds, and Capital Project Funds are adopted on a modified accrual basis of accounting. Proprietary funds are adopted on a basis consistent with GAAP.

**e. Encumbrances**

The Parish does not use an encumbrance accounting system.

**f. Cash, Cash Equivalents and Investments**

The Parish's cash and cash equivalents are considered to be cash on hand, demand deposits, money market accounts, certificates of deposit, and short-term investments with a maturity date within three months of the date of purchase. For purposes of the Statement of Cash Flows, the Proprietary Funds consider the same items to be cash and cash equivalents.

Under state law, the Parish may deposit funds in demand deposits, interest bearing demand deposits, money market accounts, or time deposits with state banks organized under Louisiana law and national banks having principal offices in Louisiana. Under state law, these deposits must be secured by federal deposit insurance or the pledge of securities owned by the bank. The market value of the pledged securities plus the federal deposit insurance must at all times equal the amount on deposit with the bank. Certain pledged securities are held by the Parish's agent in the Parish's name.

State laws permit the Parish to invest in United States bonds, treasury notes or certificates, or other obligations of the U. S. Government and agencies of the U. S. Government that are federally insured, and certificates of deposit of state banks and national banks having their principal office in the state of Louisiana, or in mutual or trust fund institutions which are registered and which have underlying investments limited to securities of the U. S. Government or its agencies. In addition, local governments in Louisiana are authorized to invest in the Louisiana Asset Management Pool (LAMP), a cooperative endeavor formed by an initiative of the State Treasurer and organized under the laws of the State of Louisiana, which operates as an investment pool.

Cash and cash equivalents are stated at cost, which approximates market. Investments are stated at fair value except for short-term and money market investments; consisting primarily of U. S. treasury obligations with a maturity of one year or less at the time of purchase, and LAMP investments which are stated at fair value based on quoted market values. The fair values of investments are determined on a weekly basis to monitor any variances between amortized costs and fair values.

The Parish uses a clearing account to make disbursements for all funds of the Parish. Funds with a "Due to Clearing Account" report the advance as an interfund payable and the General fund, which has been determined to be the receivable fund by management, reports an off-setting interfund receivable.

**g. Short-Term Interfund Receivables/Payables**

Short-term cash borrowing between funds are reported as "due to/from other funds." Any residual balances outstanding between the governmental activities and business type activities are reported in the government-wide financial statements as "internal balances."

**NOTE 1 – SUMMARY OF SIGNIFICANT ACCOUNTING POLICIES (CONTINUED)**

**h. Inventories**

Inventories reported by governmental funds are stated at cost using the specific identification method. Proprietary fund type inventories of supplies are stated at cost. Inventoried items are recorded as expenditures at the time of purchase, with ending inventories recorded as assets, offset by a nonspendable fund balance, since such assets are not available for future appropriations. There are no inventories held for resale in any governmental or proprietary funds.

**i. Prepaid Items**

Certain payments to vendors reflect costs applicable to future accounting periods and are recorded as prepaid items in both government-wide and fund financial statements.

**j. Restricted Assets – Proprietary Funds**

Included in restricted assets are the “Customer Deposits” account and the “Connection Fees” account. The “Customer Deposits” account is used to segregate water meter deposits used to pay any outstanding water bills when customers discontinue service. The “Connection Fees” account is used to segregate those resources accumulated by collection of sewer connection fees for capital improvements and renovations.

Certain proceeds of proprietary fund revenue bonds, as well as certain resources set aside for their repayment are also classified as restricted assets on the balance sheet because their use is limited by applicable bond covenants. The “Revenue Bond Sinking” account is used to segregate resources accumulated for debt service payments over the next twelve months. The “Revenue Bond Reserve” account is used to report resources set aside to make up potential future deficiencies in the “Revenue Bond Sinking” account. The “Capital Additions and Contingencies” account is used to report resources set aside to meet unexpected contingencies or to fund asset renewals and replacements. The “Cash with Fiscal Agent” account is used to report resources that have been transferred to a trustee, which are designated for repayment of bonds in January.

**k. Capital Assets**

Capital assets which include land, buildings, improvements other than buildings, machinery and equipment, and infrastructure assets (roads, bridges, canals, levees, curbs, fire hydrants, and sewer and drainage systems), are reported in the applicable governmental or business-type activities columns in the government-wide financial statements. Capital assets are defined by the Parish as having an initial, individual cost of \$5,000 or more. Such assets are recorded at historical cost or estimated historical cost if purchased or constructed. Donated capital assets, donated works of arts and similar items received in service concession arrangement are recorded at acquisition value rather than fair value.

The Parish does not capitalize the cost of normal maintenance and repairs that do not add to the value of the asset or materially extend the asset’s life. Capital asset improvements are capitalized and depreciated over the remaining useful lives of the related capital asset, if applicable.

Major outlays for capital assets and improvements are capitalized at completion of construction projects. For capitalization purposes, projects are considered substantially complete when 100% of the project has been constructed. At this point, the project costs are moved out of construction work in progress and capitalized.

Depreciation on all capital assets, excluding land, is calculated on the straight-line method over the following estimated useful lives:

<u>Type of Capital Asset</u>	<u>Number of Years</u>
Buildings	10-40
Improvements Other Than Building:	10-40
Machinery and Equipment	4-12
Infrastructure	25-70

Infrastructure assets purchased by the primary government are recorded as capital assets and have been depreciated accordingly. Depreciable infrastructure assets include roads, bridges, underground pipe (other than related utilities), traffic signals, etc. Non-depreciable infrastructure assets include canals and levees. These infrastructure assets are likely to be the largest asset class of the Parish.

**NOTE 1 – SUMMARY OF SIGNIFICANT ACCOUNTING POLICIES (CONTINUED)**

**k. Capital Assets (continued)**

The Parish capitalizes interest cost (net of interest earned) during the construction phase of major capital projects of proprietary funds in accordance with FASB Codification Section 835 Interest. The objectives of capitalizing interest are: to obtain a measure of acquisition cost that more closely reflects the enterprise's total investment in the asset, and to charge a cost that relates to the acquisition of a resource that will benefit future periods against the revenues of the period benefited. The amount of interest cost capitalized on major capital projects acquired/constructed with proceeds of restricted tax-exempt debt includes all interest cost of the borrowing less any interest earned on related interest-bearing investments acquired with proceeds of the related tax-exempt borrowings from the date of the borrowing until the assets are ready for their intended use.

**l. Compensated Absences**

Full time employees of the Parish and Consolidated Waterworks and Wastewater District No. 1 hired prior to January 1, 1995 earn annual leave on an annual basis and sick leave on a quarterly basis at various rates based on years of service. Full time employees hired after December 31, 1995 earn annual leave and sick leave on a quarterly basis at various rates based on years of service. Civil service employees and appointed employees can accumulate vacation leave at the end of the year, which must be used during the first six months of the following year or the benefits are lost. Sick leave benefits are allowed to accumulate but do not vest.

**m. Long-Term Obligations**

In the government-wide statement of net position and in the proprietary fund types' financial statements, long-term debt and other long-term obligations are reported as liabilities. Bond premiums, discounts, and gains (losses) on refunding are deferred and amortized over the life of the bonds using the effective interest method. Bonds payable costs are reported net of the applicable bond premium or discount.

In the fund financial statements, governmental fund types recognize bond premiums, discounts, and bond issuance costs during the current period. The face amount of the debt issue is reported as "other financing sources." Premiums received on debt issuances are reported as "other financing sources" and discounts on debt are reported as "other financing uses."

**n. Net Position**

Net position represents the difference between (a) assets and deferred outflows of resources and (b) liabilities and deferred inflows of resources. Net position investment in capital assets consists of capital assets, net of accumulated depreciation, reduced by the outstanding balance of any debt proceeds used for the acquisition, construction, or improvements of those assets. Net position is reported as restricted when there are limitations imposed on its use by external parties such as creditors, grantors, laws or regulations of other governments.

When both restricted and unrestricted resources are available for use, it is the government's policy to use restricted resources first, then unrestricted resources, as they are needed.

**o. Interfund Transactions**

On fund financial statements, long-term interfund loans are classified as "due to/from other funds" on the balance sheet and are equally offset by a fund balance reserve account which indicates that they do not constitute available expendable resources. These amounts are eliminated in the governmental and business-type activities columns of the Statement of Net Position, except for any residual amounts due between governmental and business-type activities, which are presented as internal balances.

Transfers between governmental and business-type activities on the government-wide statements are reported in the same manner as general revenues.

Exchange transactions between funds are reported as revenues in the seller funds and as expenditures/expenses in the purchaser funds. Flows of cash or goods from one fund to another without a requirement for repayment are reported as interfund transfers. Interfund transfers are reported as other financing sources/uses in governmental funds and after nonoperating revenues/expenses in proprietary funds. Repayments from funds responsible for particular expenditures/expenses to the funds that initially paid for them are not presented on the financial statements.

**NOTE 1 – SUMMARY OF SIGNIFICANT ACCOUNTING POLICIES (CONTINUED)**

**p. Use of estimates**

The Parish uses estimates and assumptions in preparing the financial statements in accordance with generally accepted accounting principles. Those estimates and assumptions affect the reported amounts of assets and liabilities, and the reported revenues and expenditures. Actual results could vary from the estimates that were used.

**q. Fund Balance**

The Parish has adopted GASB Codification Section 1800 Classification and Terminology, Fund Balance Reporting and Governmental Fund Type Definitions, which defines the reporting of fund balance in the balance sheets of governmental type funds.

In the fund financials, fund balance for governmental funds is reported in classifications that comprise a hierarchy based primarily on the extent to which the Parish is bound to honor constraints on the specific purpose for which amounts in the funds can be spent. Fund Balance is reported in five components- nonspendable, restricted, committed, assigned and unassigned.

Nonspendable- This component includes amounts that cannot be spent because they are either not in spendable form or legally or contractually required to be maintained intact.

Restricted- This component consists of amounts that have constraints placed on them either externally by third-parties (creditors, grantors, contributors, or laws or regulations of other governments) or by law through constitutional provisions or enabling legislation. Enabling legislation authorizes the Parish to assess, levy, charge, or otherwise mandate payment of resources (from external resource providers) and includes a legally enforceable requirement (compelled) by external parties that those resources be used only for specific purposes stipulated in the legislation.

Committed- This component consists of amounts that can only be used for specific purposes pursuant to constraints imposed by formal action of the Parish's highest level of decision making authority which includes an ordinance from the Parish Council. Those committed amounts cannot be used for any other purpose unless the Parish removes or changes the specified use by taking the same type of action (ordinance) it employed previously to commit those amounts.

Assigned- This component consists of amounts that are constrained by the Parish's intent to be used for specific purposes, but are neither restricted nor committed. The authority for assigning fund balance is expressed by the the Parish Council, as the governing authority of the Parish.

Unassigned- This classification represents amounts that have not been restricted, committed, or assigned to specific purposes within the general fund. When both restricted and unrestricted resources are available for use, it is the Parish's policy to use restricted resources first, then unrestricted resources (committed, assigned, and unassigned) as they are needed. When unrestricted resources (committed, assigned, and unassigned) are available for use it is the Parish's policy to use committed resources first, then assigned, and then unassigned as they are needed. The General Fund and WIA are the only funds that report a positive unassigned fund balance.

The Parish adheres to a policy (Ordinance 10-11-15) to maintain a General Fund Balance that represents at least 5% of all Parish expenditures, excluding Enterprise Funds, and in no case shall the minimum General Fund balance be less than \$7,000,000 upon enactment of the balanced budget ordinance or at any time during the fiscal year. As of December 31, 2020, the General Fund's fund balance was \$48,791,001, which is 64% of all expenditures, excluding the Enterprise funds.

**r. Deferred inflows and outflows of resources**

In addition to assets, the Statement of Net Position will sometimes report a separate section for deferred outflows of resources. This separate financial statement element, deferred outflows of resources, represents a consumption of net position that applies to a future period and so will not be recognized as an expense or expenditure until then. The Parish has several items that meet this criterion - net difference between projected and actual earnings on pension plan investments, change in assumptions, changes in proportion, differences between employer contributions and proportion of shared contributions, and employer contributions subsequent to the measurement date. In addition to liabilities, the Statement of Net Position will sometimes report a separate section for deferred inflows of resources. This separate financial statement element, deferred inflows of resources, represents an acquisition of net position that applies to a future period and so will not be recognized as revenue until then. The Parish has several items that meet the criteria for this category - differences between expected and actual experience, change in assumptions, and changes in proportion that result from the implementation of GASB Codification Sections P20 and P21 Pension Activities and P50 Postemployment Benefits Other than Pension- Reporting on Benefits Provided Through Trust that meet Specified Criteria- Defined Benefit.

**NOTE 1 – SUMMARY OF SIGNIFICANT ACCOUNTING POLICIES (CONTINUED)**

**s. Pensions**

For purposes of measuring the net pension liability, deferred outflows of resources and deferred inflows of resources related to pensions, and pension expense, information about the fiduciary net position of the Parochial Employees' Retirement System of Louisiana (the "Parochial System") and the Registrar of Voters Employees' Retirement System of Louisiana (the "Registrar's System") and additions to/deductions from these retirement system's fiduciary net positions have been determined on the same basis as they are reported by the retirement systems. For this purpose, benefit payments (including refunds of employee contributions) are recognized when due and payable in accordance with the benefit terms. Investments are reported at fair value.

**t. Other Post-Employment Benefits**

The fiduciary net position of the Parish Retiree Benefits Plan (the "OPEB Plan") has been determined using the flow of economic resources measurement focus and full accrual basis accounting. This includes the purposes of measuring the net OPEB Liability, deferred outflow of resources, and deferred inflow of resources related to other post-employment benefits, OPEB expense, and information about assets, liabilities and additions to/deductions from the OPEB Plan's fiduciary net position. Benefit payments are recognized when due and payable in accordance with the benefit terms. Investments are reported at fair value.

**u. Accounting Pronouncements**

In January 2017, the GASB issued Statement No. 84 – Fiduciary Activities. The requirements of this Statement will enhance consistency and comparability by (1) establishing specific criteria for identifying activities that should be reported as fiduciary activities and (2) clarifying whether and how business-type activities should report their fiduciary activities. Greater consistency and comparability enhances the value provided by the information reported in financial statements for assessing government accountability and stewardship. The standard is effective for the year ended December 31, 2020. The standard was adopted by the Parish effective January 1, 2020 and necessary presentation adjustments were made to the Statement of Fiduciary Net Position and the Statement of Changes in Fiduciary Net position.

In June 2017, the GASB issued Statement No. 87 - Leases. The objective of this Statement is to better meet the information needs of financial statement users by improving accounting and financial reporting for leases by governments. This Statement increases the usefulness of governments' financial statements by requiring recognition of certain lease assets and liabilities for leases that previously were classified as operating leases and recognized as inflows of resources or outflows of resources based on the payment provisions of the contract. It establishes a single model for lease accounting based on the foundational principle that leases are financings of the right to use an underlying asset. Under this Statement, a lessee is required to recognize a lease liability and an intangible right-to-use lease asset, and a lessor is required to recognize a lease receivable and a deferred inflow of resources, thereby enhancing the relevance and consistency of information about governments' leasing activities. The standard is effective for periods beginning after June 15, 2021, and the Parish is currently assessing its impact, if any.

In April 2019, the GASB issued Statement No. 88 - Certain Disclosures Related to Debt. The primary objective of this Statement is to improve the information that is disclosed in notes to government financial statements related to debt, including direct borrowings and direct placements. It also clarifies which liabilities governments should include when disclosing information related to debt. This Statement defines debt for purposes of disclosure in notes to financial statements as a liability that arises from a contractual obligation to pay cash (or other assets that may be used in lieu of cash) in one or more payments to settle an amount that is fixed at the date the contractual obligation is established. This Statement requires that additional essential information related to debt be disclosed in notes to financial statements, including unused lines of credit; assets pledged as collateral for the debt; and terms specified in debt agreements related to significant events of default with finance-related consequences, significant termination events with finance-related consequences, and significant subjective acceleration clauses. For notes to financial statements related to debt, this Statement also requires that existing and additional information be provided for direct borrowings and direct placements of debt separately from other debt. The standard is effective for periods beginning after June 15, 2020, and the Parish is currently assessing its impact, if any.

**NOTE 2 – STEWARDSHIP, COMPLIANCE, AND ACCOUNTABILITY**

**a. Budgets**

The procedures used by the Parish in establishing the budgetary data reflected in the financial statements are as follows:

At least 75 days before the beginning of each fiscal year, the Parish President submits a balanced consolidated line item operating and capital budget on a modified accrual basis of accounting, in accordance with the Louisiana Local Government Budget Act and in a format established by the Parish. The Parish President also submits, with the budget, a budget message containing recommendations concerning the fiscal policy of the Parish, a description of the important factors of the budget, and an explanation of all major increases and decreases of budget as compared with expenditures of prior years. After the ordinance has been introduced, the Council shall cause the ordinance, or a summary thereof to be published in the official Parish journal at least once together with a notice of the date, time, and place, when and where it will be given a public hearing and be considered for final passage. The publication shall be at least one week prior to the time advertised for the hearing. The Council is required to hold three public hearings and to adopt the budget not less than 30 days before commencement of the coming year. The Council may amend the budget before adoption, except that in no event shall the Council cause the total proposed expenditures to exceed means of financing. Budgets shall be amended only during the public hearings before adoption. If the Council fails to act on the budget within the time limit provided, it shall be adopted as submitted by the Parish President. The budget constitutes an appropriation of funds for all purposes contained therein. The budget ordinance becomes effective on the first day of the fiscal year unless otherwise provided therein.

The Parish President may transfer part or all of any unencumbered appropriation balance among programs within a department or office of the Parish. Before the Council may transfer part or all of any unencumbered appropriation balance from one department or office to another, a written request is required from the Parish President. No appropriation for debt service may be reduced or transferred, and no appropriation may be reduced below any amount required by law to be appropriated or by more than the amount of the unencumbered balance thereof. The ordinance authorizing a supplemental appropriation, or a reduction or transfer of appropriations may be made effective immediately upon adoption but may not be adopted at the same meeting as introduced.

The Council adopted budgets on all of its funds. Governmental funds are adopted on a modified accrual basis of accounting and proprietary fund budgets are adopted on an accrual basis.

**NOTE 3 – CASH, CASH EQUIVALENTS, AND INVESTMENTS**

The Parish maintains a consolidated cash management pool that is available for use by all funds except those specifically prohibited by law. Each fund type's portion of the consolidated cash pool is displayed on the Statement of Net Position as "Cash and cash equivalents" or "Investments". The Parish's primary government and all discretely presented component units have adopted GASB Codification Sections C20 Cash Deposits with Financial Institutions and I50 Investments.

**a. Cash and Cash Equivalents**

Deposits (including demand deposit accounts and certificates of deposits) at December 31, 2020, for the Parish's primary government are summarized as follows:

<u>Carrying Amount</u>	<u>Bank Balance</u>
\$2,131,035	\$5,022,252

All deposits are either insured by FDIC or collateralized with securities held by the Parish or its agent in the Parish's name. The Parish does not have a written policy for custodial credit risk for deposits. As of December 31, 2020, the Parish's bank balance was not exposed to custodial credit risk; \$250,000 of deposits were secured by federal deposit insurance coverage, while the remaining \$4,155,104 of deposits were secured by the pledge of securities held by the fiscal agent bank.

**NOTE 3 – CASH, CASH EQUIVALENTS, AND INVESTMENTS (CONTINUED)**

**b. Investments**

*Credit Risk:* Local governments in Louisiana are restricted to investment types authorized by Louisiana Revised Statutes 39:1211-1245 and 33:2955. The Parish’s investment policy further limits its investment choices by not allowing investment grade commercial paper. Accordingly, the Parish may invest in the following:

1. United States Treasury Bonds
2. United States Treasury Notes
3. United States Treasury Bills
4. United States Treasury Strips
5. Obligations of the U.S. Government Agencies, including such instruments as Federal Home Loan Bank bonds, Government National Mortgage Association bonds, or a variety of "Federal Farm Credit" bonds.
6. Fully collateralized certificates of deposit issued by qualified commercial banks and savings and loan associations located within the State of Louisiana.
7. Fully collateralized repurchase agreements.
8. Fully collateralized interest-bearing checking accounts.
9. Mutual or Trust Fund institutions which are registered with the Securities and Exchange Commission under the Security Act of 1933 and the Investment Act of 1940, and which have underlying investments consisting solely of and limited to securities of the United States Government or its agencies.
10. Louisiana Asset Management Pool (LAMP).

*Credit risk is defined as the risk that an issuer or other counterparty to an investment will not fulfill its obligations. The Parish's investment policy limits investments to those discussed above, obtained under the "Prudent Person" rule, exercising judgment and care, under circumstances then prevailing, which people of prudence, discretion and intelligence exercise in the management of their own affairs – not for speculation, but for investment, considering the probable safety of their capital as well as the probable income to be derived. The Parish's investments in U.S. Agency Securities were rated AAA by Standard & Poor's and Aaa by Moody's Investors Service. LAMP has a Standard & Poor's Rating of AAAM.*

*Custodial Credit Risk:* For an investment, custodial credit risk is the risk that, in the event of the failure of the counterparty, the Parish will not be able to recover the value of its investments or collateral securities that are in the possession of an outside party. Investments in external investment pools, mutual funds and other pooled investments are not exposed to custodial credit risk because of their natural diversification and the diversification required by the Securities and Exchange Commission. All other Parish investments are insured or registered, with securities held by the Parish or its agent in the Parish's name. The Parish's investment policy requires that securities purchased from any bank or broker/dealer including appropriate collateral should be placed with an independent third party fiduciary for custodial safekeeping as evidenced by safekeeping receipts.

LAMP participants' investments in the pool are evidenced by shares of the pool. Investments in pools should be disclosed, but not categorized because they are not evidenced by securities that exist in physical or book-entry form.

The Parish's investment is with the pool, not the securities that make up the pool; therefore, no disclosure is required.

Parish investments for the primary government at December 31, 2020, are itemized as follows:

<b><u>Investment Type</u></b>	<b><u>Carrying Amount</u></b>	<b><u>Fair Value</u></b>
Certificate of Deposit	\$250,000	\$250,000
U.S. Agency Securities	64,680,439	64,680,439
Louisiana Asset Management Pool (LAMP)	76,155,473	76,155,473
Total	<u>\$141,085,912</u>	<u>\$141,085,912</u>

<b><u>Investment Type</u></b>	<b><u>Investment Maturities (in Years)</u></b>	
	<b><u>Less than 1</u></b>	<b><u>1 - 5</u></b>
Certificate of Deposit	\$250,000	\$ -
U.S. Agency Securities	22,004,980	42,675,459
Total	<u>\$22,254,980</u>	<u>\$42,675,459</u>



**NOTE 3 – CASH, CASH EQUIVALENTS, AND INVESTMENTS (CONTINUED)**

**b. Investments (continued)**

*Concentration of credit risk:* Pooled investments are excluded from the 5 percent disclosure requirement.

*Interest Rate Risk:* The Parish's investment policy limits investments to three years as a means of managing its exposure to fair value losses arising from increasing interest rates.

LAMP, a local government investment pool, is administered by a non-profit corporation, Louisiana Asset Management Pool, Inc., which was organized under the laws of the State of Louisiana and is not required to be a registered investment company under the Investment Company act of 1940; however, its investment policies are similar to those established by Rule 2a7, which governs registered money market funds. The LAMP portfolio includes only securities and other obligations in which local governments in Louisiana are authorized to invest. LAMP is designed to be highly liquid to give its participants immediate access to their account balances. LAMP is governed by a board of fifteen members elected by the pool's participants each year, and is not subject to additional oversight. LAMP's primary objective is to maintain a stable net position value while increasing its participant's liquidity and yield. To provide for this liquidity, all investments at the time of purchase have a maximum remaining maturity of 397 days and the dollar weighted average maturity of LAMP does not generally exceed 60 days. The fair values of LAMP's investments are determined on a weekly basis. The fair value of the Parish's portion in LAMP is the same as the net asset value of the pool shares.

LAMP is designed to be liquid to give its participants immediate access to their account balances. LAMP prepares its own interest rate risk disclosure using the weighted average maturity (WAM) method. The WAM of LAMP assets is restricted to not more than 90 days and consists of no securities with a maturity in excess of 397 days or 762 days for U.S. Government floating variable rate investments. The WAM for LAMP's total investments is 80 (from LAMP's monthly Statement of Net Position) as of December 31, 2020.

The following is a reconciliation of the carrying amount of deposits and investments to restricted and unrestricted "Cash and cash equivalents" and "Investments" on the Statement of Net Position:

**Cash and cash Equivalents:**

Deposits	<u>\$2,131,035</u>
----------	--------------------

**Investments:**

LAMP	76,155,473
Investments	<u>64,930,439</u>
Total investments	<u>141,085,912</u>

<b>Cash, cash equivalents, and investments, December 31, 2020</b>	<b><u>\$143,216,947</u></b>
---	-----------------------------

OPEB Trust	\$8,675,349
Tax Agency Fund	\$169,834

Current Assets- Cash and cash equivalents	\$2,102,446
Restricted Assets- Cash and cash equivalents	<u>28,589</u>
Total cash and cash equivalents	<u>2,131,035</u>

Current Assets- Investments	131,889,396
Restricted Assets- Investments	<u>9,196,516</u>
Total investments	<u>141,085,912</u>

<b>Cash, cash equivalents, and investments</b>	<b><u>\$143,216,947</u></b>
--	-----------------------------

**NOTE 3 – CASH, CASH EQUIVALENTS, AND INVESTMENTS (CONTINUED)**

**b. Investments (continued)**

The Parish categorizes its fair value measurements within the fair value hierarchy established by generally accepted accounting principles. The hierarchy is based on the valuation inputs used to measure the fair value of the asset. Level 1 inputs are quoted prices in active markets for identical assets; Level 2 inputs are significant other observable inputs; and Level 3 inputs are significant unobservable inputs.

The Parish has the following recurring fair value measurements as of December 31, 2020:

- Louisiana Asset Management Pool (LAMP) is valued using prices quoted in active markets for those securities of the pool (Level 1 inputs).
- U. S. Agency Securities classified in Level 2 are valued using quoted prices for similar securities in active markets.

The Parish's measurements of fair value are made on a recurring basis and their valuation techniques for assets and liabilities recorded at fair value are as follows:

December 31, 2019	Level 1	Level 2	Level 3	Total
Cash and Cash Equivalents	\$ 1,881,035	\$ -	\$ -	\$ 1,881,035
Certificate of Deposit	250,000	-	-	250,000
Louisiana Asset Management Pool (LAMP)	76,155,473	-	-	76,155,473
U. S. Agency Securities	-	64,930,439	-	64,930,439
Total	\$ 78,286,508	\$ 64,930,439	\$ -	\$ 143,216,947

**NOTE 4 – RECEIVABLES**

All receivables, except for ad valorem taxes are considered collectible as of December 31, 2020; accordingly, an allowance for uncollectible is not considered necessary. Ad valorem taxes receivable are recorded net of an estimated uncollectible of three percent (3%) of gross taxes listed on the assessment roll. Of the total \$36,811,500 ad valorem taxes receivable, \$30,495,232 was collected by the Sheriff in December 2020 and remitted to the Parish in January 2021.

The Consolidated Waterworks and Wastewater District, along with the Solid Waste Collection and Disposal Fund, considers unbilled receivables at year-end to be those amounts for services received by customers in the current year, but not actually billed by the District until the following year. Unbilled receivables amounted to \$1,113,447 for the Waterworks Utility System, \$780,086 for the Wastewater Utility System, and \$317,849 for the Solid Waste Collection and Disposal Fund.

**NOTE 5 – DUE FROM OTHER GOVERNMENTS**

Due from other governments by governmental agencies for the primary government at December 31, 2020, consists of the following:

<b><u>Governmental Activities</u></b>	<b><u>Federal</u></b>	<b><u>State</u></b>	<b><u>Local</u></b>	<b><u>Other</u></b>	<b><u>Total</u></b>
General Fund	\$386,897	\$233,968	\$183,634	\$1,060	\$805,559
Road & Drainage M & O	1,028,471	-	86	-	1,028,557
Recreation M & O	135,905	-	-	-	135,905
Nonmajor Governmental Funds	1,844,876	294,796	-	-	2,139,672
<b><u>Business-type Activities</u></b>					
Wastewater Utility System	151,310	-	-	-	151,310
Waterworks Utility System	71,882	-	-	-	71,882
Solid Waste Collection	698	-	-	-	698
<b>Totals</b>	<b><u>\$3,620,039</u></b>	<b><u>\$528,764</u></b>	<b><u>\$183,720</u></b>	<b><u>\$1,060</u></b>	<b><u>\$4,333,583</u></b>

**NOTE 6 – RESTRICTED ASSETS**

A breakdown by account of restricted and designated assets for year ended December 31, 2020 is as follows:

	<b><u>Waterworks Utility System</u></b>	<b><u>Wastewater Utility System</u></b>	<b><u>Total</u></b>
Customer Deposits	\$ 26,258	\$ 831	\$ 27,089
Connection Fees	288	4,417,419	4,417,707
Revenue Bond Sinking	-	132	132
Revenue Bond Reserve	883	3	886
Construction	4,779,097	180	4,779,277
Capital Additions & Contingencies	14	-	14
<b>Totals</b>	<b><u>\$ 4,806,540</u></b>	<b><u>\$ 4,418,565</u></b>	<b><u>\$ 9,225,105</u></b>

**PARISH OF ST. CHARLES**

Hahnville, Louisiana

Notes to the Financial Statements (Continued)

December 31, 2020

Exhibit A-14

(Continued)

**NOTE 7 – CAPITAL ASSETS****a. Primary government capital asset activity for the year ended December 31, 2020, was as follows:**

	Balance at December 31, 2019	Additions	Deletions	Adjustments	Balance at December 31, 2020
<b>Governmental Activities:</b>					
Capital assets not being depreciated:					
Land	\$ 12,856,327	\$ -	\$ -	\$ -	\$ 12,856,327
Infrastructure	14,855,447	-	-	-	14,855,447
Construction in progress	81,822,523	16,076,957	(31,989,702)	-	65,909,778
Total capital assets not being depreciated	<u>109,534,297</u>	<u>16,076,957</u>	<u>(31,989,702)</u>	<u>-</u>	<u>93,621,552</u>
Capital assets being depreciated:					
Buildings	56,537,974	45,399	-	4,981	56,588,354
Improvements other than buildings	124,958,390	31,537,834	-	10,510	156,506,734
Machinery & equipment	47,623,895	1,569,485	(318,904)	85,190	48,959,666
Infrastructure	121,378,485	1,871,973	(655,948)	1,672,878	124,267,388
Total capital assets being depreciated	<u>350,498,744</u>	<u>35,024,691</u>	<u>(974,852)</u>	<u>1,773,559</u>	<u>386,322,142</u>
Less accumulated depreciation for:					
Buildings	(18,995,182)	(1,375,175)	-	-	(20,370,357)
Improvements other than buildings	(62,390,458)	(6,648,976)	-	-	(69,039,434)
Machinery & equipment	(36,966,186)	(2,451,752)	306,405	(1,298)	(39,112,831)
Infrastructure	(81,965,985)	(2,178,653)	143,418	-	(84,001,220)
Total accumulated depreciation	<u>(200,317,811)</u>	<u>(12,654,556)</u>	<u>449,823</u>	<u>(1,298)</u>	<u>(212,523,842)</u>
Total capital assets being depreciated, net	<u>150,180,933</u>	<u>22,370,135</u>	<u>(525,029)</u>	<u>1,772,261</u>	<u>173,798,300</u>
<b>Total governmental activities capital assets , net</b>	<b><u>\$ 259,715,230</u></b>	<b><u>\$ 38,447,092</u></b>	<b><u>\$(32,514,731)</u></b>	<b><u>\$ 1,772,261</u></b>	<b><u>\$ 267,419,852</u></b>
<b>Business-type Activities:</b>					
Capital assets not being depreciated:					
Land	\$ 824,777	\$ -	\$ -	\$ -	\$ 824,777
Construction in progress	1,923,762	1,745,822	(224,735)	-	3,444,849
Total capital assets not being depreciated	<u>2,748,539</u>	<u>1,745,822</u>	<u>(224,735)</u>	<u>-</u>	<u>4,269,626</u>
Capital assets being depreciated:					
Buildings & improvements	232,409,054	1,464,198	(1,530,919)	326,256	232,668,589
Machinery & equipment	16,849,448	640,560	(158,754)	2,787	17,334,041
Total capital assets being depreciated	<u>249,258,502</u>	<u>2,104,758</u>	<u>(1,689,673)</u>	<u>329,043</u>	<u>250,002,630</u>
Less accumulated depreciation for:					
Buildings & improvements	(117,556,583)	(6,420,065)	1,148,970	-	(122,827,678)
Machinery & equipment	(14,404,724)	(627,867)	141,270	-	(14,891,321)
Total accumulated depreciation	<u>(131,961,307)</u>	<u>(7,047,932)</u>	<u>1,290,240</u>	<u>-</u>	<u>(137,718,999)</u>
Total capital assets being depreciated, net	<u>117,297,195</u>	<u>(4,943,174)</u>	<u>(399,433)</u>	<u>329,043</u>	<u>112,283,631</u>
<b>Total business type activities capital assets , net</b>	<b><u>\$ 120,045,734</u></b>	<b><u>\$ (3,197,352)</u></b>	<b><u>\$ (624,168)</u></b>	<b><u>\$ 329,043</u></b>	<b><u>\$ 116,553,257</u></b>

**NOTE 7 – CAPITAL ASSETS (Continued)**

**b. Depreciation expense was charged to functions of the primary government as follows:**

**Governmental Activities:**

General Government	\$ 2,354,057
Public Safety	447,254
Public Works	8,447,375
Health & Welfare	236,908
Culture & Recreation	1,139,870
Economic Development & Assistance	29,092
	<u>\$ 12,654,556</u>

**Business-type Activities:**

Waterworks Utility System	\$ 2,565,922
Wastewater Utility System	4,482,010
	<u>\$ 7,047,932</u>

**c. Construction work in progress for the governmental activities of the primary government is composed of the following:**

	<u>Project Authorization</u>	<u>Expended to 12/31/2020</u>	<u>Committed Financing</u>
Community Services	\$ 244,946	\$ 244,946	\$ -
Government Buildings	2,130,300	384,146	1,746,154
Animal Control	129,145	57,522	71,623
Roads & Drainage Maintenance & Operation Fund:			
Roads	2,328,258	427,492	1,900,766
Sidewalks	7,078,485	6,439,396	639,089
Drainage	44,499,363	26,429,354	18,070,009
Recreation Fund	1,785,440	639,690	1,145,750
Flood Control	27,263,395	7,875,705	19,387,690
West Bank Hurricane Protection Levee	26,768,030	21,342,863	5,425,167
Recreation Construction	93,250	90,870	2,380
Library(Land & Bldgs)	1,308,011	1,204,070	103,941
Communications 911	1,793,172	773,724	1,019,448
<b>Total Construction Commitments:</b>	<u>\$ 115,933,135</u>	<u>\$ 65,909,778</u>	<u>\$ 50,023,357</u>

**NOTE 7 – CAPITAL ASSETS (Continued)**

**c. Construction work in progress for the governmental activities of the primary government is composed of the following (Continued):**

The West Bank Hurricane Protection Levee (WBHPL) project is a 33-mile earthen levee alignment which includes parish construction of 8.7 miles from Magnolia Ridge Levee on western flank in Paradis to the Davis Pond Freshwater Diversion West Guide Levee to the east in Luling. The West Bank Levee Initiative’s long-term objective is to construct a flood protection system to achieve 100-year level of protection by building a system to a +12.5-foot elevation. The interim goal is to provide protection to a +7.5 foot elevation to significantly reduce flood risk for a large portion of Southeast Louisiana that is currently vulnerable.

In summary for West bank levee Construction:

Completed Construction =	\$49,235,147
Currently under Construction =	\$5,036,169
Pending Construction in 2021 =	\$4,000,000 Est.
	-----
Total Levee Project =	\$58,271,316

St Charles Parish is currently building the interim Levee Protection to +7.5’ elevation with an overall objective to build to the FEMA required 100-year flood elevation in the future.

Parish administration continues to work with our Congressional Delegation, Coastal Protection Restoration Authority (CPRA) and the Army Corp of Engineers on the Upper Barataria Risk Reduction System Study with an end result of a final Chief’s Report from the Army Corp of Engineers. Currently, the Corp has stayed with the CPRA State Master Plan alignment, but has screened out the 100-year levee height and is modeling and doing cost estimates for 50-year levee heights. (The estimated Construction cost for the West Bank 100 Year Flood Protection is \$650 Million in Construction with a total cost of \$940 Million to include all related Engineering, Land Acquisition, Permitting and other associated requirements.)

To date, St. Charles Parish has spent nearly \$46.5 million on the WBHPL for Engineering, Land Acquisition, Mitigation, Permitting, Surveying, Utility Relocation, and Construction expenses. Of those expenses, St. Charles Parish has been receiving grant funding from a mixture of sources including:

- Coastal Protection and Restoration Authority’s (CPRA) Surplus funding
- State of Louisiana Department of Transportation and Development’s Statewide Flood Control Program
- State of Louisiana Facility Planning and Control’s Capital Outlay Program
- Gulf of Mexico Energy Security Act (GOMESA) funding
- Federal Emergency Management Agency’s Hazard Mitigation Grant Program
- Resources and Ecosystems Sustainability, Tourist Opportunities, and Revived Economies of the Gulf Coast States Act of 2012 (RESTORE Act) Direct Component Funding
- CPRA-Parish RESTORE Act Matching Opportunities Program
- CPRA Gulf of Mexico Energy Security Act funding
- Delta Regional Authority States’ Economic Development Assistance Program

Local funds have been provided by the General Fund, Public Works Roads & Drainage Fund, and an Ad Valorem tax dedicated to outer flood protection that began in 2015 to support the Parish’s Flood Protection Fund.

**NOTE 7 – CAPITAL ASSETS (Continued)**

d. Construction work in progress for the proprietary funds is composed of the following:

<u>Project Description</u>	<u>Project Authorization</u>	<u>Expended to 12/31/2020</u>	<u>Committed Financing</u>
EB Transmission Line Repair/Replace	\$ 512,021	\$ 63,520	\$ 448,501
EB C Plant-Filter Upgrade	87,558	29,205	58,353
WB A Plant-Filter Upgrade	48,811	38,676	10,135
WB River Intake Mod	701,801	642,860	58,941
Destrehan Wastewater Treatment Plant UV	960,643	641,489	319,154
Lonestar Sewer Rehad	34,947	27,760	7,187
Luling Oxidation Pond Rehab	7,509,101	451,719	7,057,382
New Hahnville Sewerage Treatment Plant	10,866	8,400	2,466
Norco/Montz LS Upgrade	91,277	70,629	20,648
Sewer LS Upgrade @ Alpha Drive	54,335	53,085	1,250
St. Rose Sewer and Lift Station Upgrades	1,149,505	1,146,616	2,889
Wastewater Flow Study- EB	115,710	115,710	-
Wastewater Flow Study- WB Luling Oxid A	84,300	84,300	-
Wastewater Flow Study- WB Luling Oxid B	96,000	70,880	25,120
<b>Total Construction Commitments</b>	<b>\$ 11,456,875</b>	<b>\$ 3,444,849</b>	<b>\$ 8,012,026</b>

**NOTE 8 – INTERFUND ASSETS/LIABILITIES**

**a. Balances due to/from other funds at December 31, 2020, consisted of the following:**

**Governmental Funds:**

\$	12	Due to the General Fund from the Parish Payroll Fund representing the 2020 interest earned for that account which is consolidated in the General Fund.
	4,588	Due to the General Fund from the Workforce Investment Fund for Blue Cross Blue Shield expenses not transferred until 2021.
	763	Due to the General Fund from the Retired Senior Volunteer Program Fund for Blue Cross Blue Shield expenses not transferred until 2021.
	22,035	Due to the General Fund from the Waterworks Utility System Fund for Blue Cross Blue Shield expenses not transferred until 2021.
	207	Due to the General Fund from the Road & Drainage M & O for payroll end December 30, 2020 expenses.
	2,243	Due to the Road & Drainage M&O Fund from the Road Lighting Fund representing the 2020 Cares Act funds received to transfer per budget.
	2,243	Due to the Road & Drainage M&O Fund from the Mosquito Control Fund representing the 2020 Cares Act funds received to transfer per budget.
	2,243	Due to the Road & Drainage M&O Fund from the Solid Waste Fund representing the 2020 Cares Act funds received to transfer per budget.
	78,561	Due to the Road & Drainage M&O Fund from the Recreation M & O Fund representing the 2020 Cares Act funds received to transfer per budget.
	260,647	Due to the Road & Drainage M&O Fund from the Wastewater Utility Fund representing the 2020 Cares Act funds received to transfer per budget.
	306,442	Due to the Road & Drainage M&O Fund from the General Fund representing the 2020 Cares Act funds received to transfer per budget.
	279,669	Due to the Road & Drainage M&O Fund from the Waterworks Utility System Fund representing the 2020 Cares Act funds received to transfer per budget.
	<u>\$ 959,653</u>	

	<u>Due From Other Funds</u>	<u>Due to Other Funds</u>	<u>Net Internal Balances</u>
Balance Sheet- Governmental Funds	\$ 959,653	\$ (395,059)	\$ 564,594
Statement of Net Position- Proprietary Funds	-	(564,594)	(564,594)
	<u>\$ 959,653</u>	<u>\$ (959,653)</u>	<u>\$ -</u>



**NOTE 9 – INTERFUND TRANSFERS**

Interfund transfers for the year ended December 31, 2020, consisted of the following:

		Transfers From							Total
		General Fund	Roads & Drainage M&O	Recreation Maintenance	Flood Control	Waterworks Utility System	Wastewater Utility System	Nonmajor Governmental	
Transfers To	General Fund	\$ -	\$ 1,601,900	\$ 150,000	\$ 17,165	\$ 431,349	\$ 545,725	\$ 69,953	\$ 2,816,092
	Roads & Drainage Fund	3,350,000	-	-	-	-	-	-	3,350,000
	Recreation Maintenance	48,598	-	-	-	-	-	-	48,598
	Nonmajor Governmental Funds	320,000	-	-	1,094,969	-	-	-	1,414,969
	Wastewater Utility System	1,000,000	-	-	-	-	-	323,000	1,323,000
	Solid Waste Disposal Fund	450,000	-	-	-	-	-	-	450,000
		<u>\$ 5,168,598</u>	<u>\$ 1,601,900</u>	<u>\$ 150,000</u>	<u>\$ 1,112,134</u>	<u>\$ 431,349</u>	<u>\$ 545,725</u>	<u>\$ 392,953</u>	<u>\$ 9,402,659</u>

Transfers are used to 1) move revenues from the fund that statute or budget requires to collect them to the fund that statute or budget requires to expend them, 2) move receipts restricted to debt service from the funds collecting the receipts to the debt service fund as debt service payments become due, and 3) use unrestricted revenues collected in general fund to finance various programs accounted for in other funds in accordance with budgetary authorizations.

A summary of transfers in and (out) reported in fund financial statements and net transfers as reported in the Statement of Activities:

	<u>Transfers In</u>	<u>Transfer Out</u>	<u>Net Transfers</u>
Statement of Revenues, Expenditures & Changes in Fund Balances- Governmental Funds	\$ 7,629,659	\$ (8,425,585)	\$ (795,926)
Statement of Revenues, Expenditures & Changes in Fund Balances- Proprietary Funds	1,773,000	(977,074)	795,926
<b>Total</b>	<u>\$ 9,402,659</u>	<u>\$ (9,402,659)</u>	<u>\$ -</u>

**NOTE 10 – OPERATING LEASES**

The Parish has various operating leases for various periods for right of ways and office space. The total cost for operating leases for 2020 was \$60,033. Minimum annual commitments under non-cancelable operating leases are as follows:

	<u>Buildings</u>	<u>Other</u>	<u>Total</u>
2021	\$ 87,337	\$ 6	\$ 87,343
2022	67,600	6	67,606
2023	65,500	6	65,506
2024	53,600	6	53,606
2025	54,800	6	54,806
2026-2030	18,400	28	18,428
2031-2035	-	25	25
2036-2040	-	25	25
Totals	<u>\$ 347,237</u>	<u>\$ 108</u>	<u>\$ 347,345</u>

**NOTE 11 – LONG-TERM OBLIGATIONS**

The following is a summary of the Parish's long-term debt transactions for the year ended December 31, 2020:

	<u>Balance at</u> <u>12/31/19</u>	<u>Additions</u>	<u>Retirements</u>	<u>Balance at</u> <u>12/31/20</u>	<u>Due Within</u> <u>One Year</u>
<b><u>Governmental Activities:</u></b>					
Public improvement bonds	\$ 1,750,000	\$ -	\$ (310,000)	\$ 1,390,000	\$ 285,000
Ltd tax revenue- 2018	14,210,000	-	(550,000)	13,660,000	565,000
Claims and judgements	<u>4,638,563</u>	<u>431,384</u>	<u>(217,257)</u>	<u>4,852,690</u>	<u>343,000</u>
Total Governmental Activities	<u>\$ 20,598,563</u>	<u>\$ 431,384</u>	<u>\$ (1,077,257)</u>	<u>\$ 19,902,690</u>	<u>\$ 1,193,000</u>
<b><u>Business-Type Activities:</u></b>					
Revenue bonds	<u>\$ 26,131,174</u>	<u>\$ 197,338</u>	<u>\$ (1,240,000)</u>	<u>\$ 25,088,512</u>	<u>\$ 1,260,000</u>
Total Business-type Activities	<u>\$ 26,131,174</u>	<u>\$ 197,338</u>	<u>\$ (1,240,000)</u>	<u>\$ 25,088,512</u>	<u>\$ 1,260,000</u>
Total Long-term Obligations	<u>\$ 46,729,737</u>	<u>\$ 628,722</u>	<u>\$ (2,317,257)</u>	<u>\$ 44,991,202</u>	<u>\$ 2,453,000</u>

Long-term bonded debt outstanding as of December 31, 2020, consisted of the following

	<u>Date of</u> <u>Issuance</u>	<u>Authorized</u> <u>and Issued</u>	<u>Interest</u> <u>Rate</u>	<u>Maturity</u> <u>Date</u>	<u>Principal</u> <u>Outstanding</u>	<u>Interest to</u> <u>Maturity</u>
<b><u>PUBLIC IMPROVEMENT BONDS:</u></b>						
PIST Series 2013	7/1/2013	2,620,000	1.94	6/20/2023	\$ 885,000	\$ 34,726
Sales Tax Revenue (2019)	6/1/2007	920,000	4.45-6.45	8/1/2031	<u>505,000</u>	<u>103,188</u>
Total Public Improvement Bonds					<u>\$ 1,390,000</u>	<u>\$ 137,914</u>
<b><u>REVENUE BONDS:</u></b>						
Consol. WW & Wstwr- Ref (2015)	3/3/2015	23,975,000	4.00-5.00	7/1/2036	\$ 19,075,000	\$ 8,696,028
PIST Revenue Bond, Series 2010 DEQ	8/25/2010	6,500,000	0.45	11/1/2030	3,379,000	86,128
Ltd Tax Revenue- 2017	9/20/2017	15,000,000	2.875-5.00	3/1/2037	13,660,000	4,809,392
Taxable Ltd Tax Bond, Series 2017 DEC	3/15/2017	8,000,000	0.45	7/1/2037	<u>2,634,512</u>	<u>47,080</u>
Total of Revenue Bonds					<u>\$ 38,748,512</u>	<u>\$ 13,638,628</u>
<b>TOTALS</b>					<u>\$ 40,138,512</u>	<u>\$ 13,776,542</u>

Public improvement and general obligation bonds accounted for in the Debt Service Funds are serviced through the collection of parish ad valorem taxes and sales taxes. The revenue bonds accounted for in the Enterprise Funds are serviced by revenues from operations. On June 6, 2019, the Parish received approval for a new \$8 million, 0.95% 20 year loan with the Department of Environmental Quality for vital sewer improvements. The principal and interest on this loan will be paid from the West Bank Hurricane Protection Levee sinking fund. As of December 31, 2020, the Parish had incurred \$2,751,512 of costs; therefore, the Parish has drawn down the \$2,751,512.

Long-term bonded debt totaling \$40,138,512 includes \$1,260,000 of bonds payable within one year, which is included in the payables from restricted assets for the Enterprise Funds on Exhibit A.

Wastewater (405)	\$450,000
Waterworks (432)	<u>810,000</u>
	<u>\$1,260,000</u>

In accordance with Louisiana Revised Statute 39:562, the Parish is legally restricted from incurring long-term bonded debt secured by ad valorem taxes in excess of ten percent of the assessed value for taxable property in the Parish for any one purpose. The statutory debt limit for the Parish as reported at December 31, 2020 was \$180,232,498.

**NOTE 11 – LONG-TERM OBLIGATIONS (CONTINUED)**

The annual requirements to amortize all long-term obligations (including interest of \$13,776,542 outstanding at December 31, 2020 are as follows:

<b>Maturity</b>	<b>Public Improvement Bonds</b>	<b>Total General Long-Term Obligations</b>	<b>Revenue Bonds</b>	<b>Total Bonds</b>
2021	\$ 325,000	\$ 325,000	\$ 1,825,000	\$ 2,150,000
2022	335,000	335,000	2,131,000	2,466,000
2023	350,000	350,000	2,207,000	2,557,000
2024	45,000	45,000	2,283,000	2,328,000
2025-2029	230,000	230,000	12,152,512	12,382,512
2030-2034	105,000	105,000	11,785,000	11,890,000
2035-2039	-	-	6,365,000	6,365,000
	<u>\$ 1,390,000</u>	<u>\$ 1,390,000</u>	<u>\$38,748,512</u>	<u>\$ 40,138,512</u>
Plus amounts representing interest:				
2021	\$ 33,581	\$ 33,581	\$ 1,477,649	\$ 1,511,230
2022	26,753	26,753	1,417,556	1,444,309
2023	19,730	19,730	1,348,192	1,367,922
2024	12,350	12,350	1,269,255	1,281,605
2025-2029	40,300	40,300	5,077,591	5,117,891
2030-2034	5,200	5,200	2,690,022	2,695,222
2035-2039	-	-	358,363	358,363
	<u>137,914</u>	<u>137,914</u>	<u>13,638,628</u>	<u>13,776,542</u>
<b>Totals</b>	<u>\$ 1,527,914</u>	<u>\$ 1,527,914</u>	<u>\$52,387,140</u>	<u>\$ 53,915,054</u>

**Defeasance of Debts**

On April 10, 2012, the Parish defeased \$13,593,711 of 1997 and 1998 Series of General Obligation Bonds by placing the proceeds of the new \$12.5 million General Obligation Bonds in an irrevocable trust to provide for all future debt service payments of the defeased bonds. Accordingly, the trust account assets and liabilities for the defeased bonds are not included in the Parish's financial statements.

On July 1, 2013, the Parish defeased \$3,580,005 of 2003 Series of Sales Tax Bonds by placing the proceeds of the new \$2,620,000 Sales Tax Refunding Bonds in an irrevocable trust to provide for all future debt service payments of the defeased bonds. Accordingly, the trust account assets and liabilities for the defeased bonds are not included in the Parish's financial statements. The difference between cash flows required to service the old debt and the cash flows required to service the new debt totaled \$296,338. An economic gain (difference between the present value of the old debt and new debt service payments) of \$233,877 resulted from the refunding. The average interest rate of the old debt was 3.76% whereas the new debt has an average interest of 1.94%.

On April 22, 2016, the Parish partially defeased \$3,450,000 of the \$7,235,000 General Obligation Bonds, Series 2012, leaving a remaining principal balance on the bonds of \$3,785,000. This advance was undertaken for the purpose of freeing up ad valorem tax money which can now be utilized by the Parish Sewer Department. The Parish placed the proceeds of the bonds in an irrevocable trust to provide for complete payment of the outstanding balance of the defeased bonds on March 1, 2020. The balance of the escrow account is \$3,527,740 at December 31, 2020. Accordingly, the trust accounts assets and the liabilities for the defeased bonds are not included in the Parish's financial statements. There was no economic gain or loss associated with this defeasance.

**NOTE 11 – LONG-TERM OBLIGATIONS (CONTINUED)**

**Arbitrage Liability**

Section 148 of the Internal Revenue Code of 1986, as amended, requires that issuers of tax-exempt debt make arbitrage calculations annually on bonds issued after August 31, 1986, to determine whether an arbitrage rebate liability exists between the issuer and the U. S. Department of the Treasury. Arbitrage is the difference (or profit) earned from borrowing funds at tax-exempt rates and investing the proceeds in higher yielding taxable securities. Arbitrage rebate calculations made on December 31, 2020, for the Parish shows that there were no arbitrage rebate liabilities due the U. S. Department of Treasury.

**NOTE 12 – PAYABLE FROM RESTRICTED ASSETS**

A summary of the proprietary funds' payable from restricted assets by account is as follows:

	<u>Waterworks Utility System</u>	<u>Wastewater Utility System</u>	<u>Total</u>
Current Maturities of Long-Term Debt	\$ 810,000	\$ 450,000	\$ 1,260,000
Customer Deposits	1,870,180	-	1,870,180
<b>Totals</b>	<u>\$ 2,680,180</u>	<u>\$ 450,000</u>	<u>\$ 3,130,180</u>

**NOTE 13 – FUND EQUITY**

The nature and purpose of designations of net position are as follows:

**Net Position Restricted for debt service**

This represents the amount restricted for paying principal and interest of the Nonmajor Governmental funds, Waterworks and Wastewater proprietary funds.

**Net Position Restricted for capital projects**

This represents the amount restricted for construction and improvements to the public roads, levees, recreation, water and wastewater systems.

**Net Position Restricted for maintenance/operations**

This represents the amount restricted for maintaining or operating a specific type or fund or activity such as special revenues.

**Net Position Restricted for Special Revenues**

This represents the amount restricted for maintaining or operating a specific type or fund or activity such as special revenues in nonmajor funds.

The following illustrates the specific purposes of each classification of fund balance in the financial statements:

<u>2020</u>	<u>General Fund</u>	<u>Public Roads</u>	<u>Flood Protection</u>	<u>Recreation Maintenance &amp; Operations</u>	<u>Nonmajor Governmental Funds</u>	<u>Total</u>
Nonspendable:						
Prepaid items	\$ 189,374	\$ 30,800	\$ -	\$ 450	\$ 5,016	\$ 225,640
<b>Total Nonspendable:</b>	<u>189,374</u>	<u>30,800</u>	<u>-</u>	<u>450</u>	<u>5,016</u>	<u>225,640</u>
Restricted:						
Maintenance/operations	-	28,462,600	-	2,654,128	-	31,116,728
Capital projects	-	308,995	19,224,303	68,030	-	19,601,328
Debt service	-	-	-	-	593,805	593,805
Special revenues	-	-	-	-	5,727,827	5,727,827
<b>Total Restricted:</b>	<u>-</u>	<u>28,771,595</u>	<u>19,224,303</u>	<u>2,722,158</u>	<u>6,321,632</u>	<u>57,039,688</u>
Committed:						
Capital projects	367,140	8,405,223	-	-	10,687,238	19,459,601
Maintenance/operations	7,000,000	-	-	-	-	7,000,000
<b>Total Committed:</b>	<u>7,367,140</u>	<u>8,405,223</u>	<u>-</u>	<u>-</u>	<u>10,687,238</u>	<u>26,459,601</u>
Assigned:						
Capital projects	15,796,329	-	-	-	-	15,796,329
Maintenance/operations	3,592,020	-	-	-	3,649	3,595,669
Insurance claims	4,852,690	-	-	-	-	4,852,690
<b>Total Assigned:</b>	<u>24,241,039</u>	<u>-</u>	<u>-</u>	<u>-</u>	<u>3,649</u>	<u>24,244,688</u>
<b>Unassigned</b>	<u>16,993,448</u>	<u>-</u>	<u>-</u>	<u>-</u>	<u>3,569</u>	<u>16,997,017</u>
<b>Totals</b>	<u>\$48,791,001</u>	<u>\$37,207,618</u>	<u>\$19,224,303</u>	<u>\$ 2,722,608</u>	<u>\$17,021,104</u>	<u>\$124,966,634</u>

**NOTE 14 – PROPERTY TAXES**

Ad valorem taxes are levied on real property as of November 15<sup>th</sup> of each year to finance the budget for the following year. The tax is due and becomes an enforceable lien on the property after being filed with the Louisiana Tax Commission by the St. Charles Parish Assessor’s office (usually November 15<sup>th</sup>). The tax becomes delinquent on December 31<sup>st</sup>. Taxes are billed and collected by the St. Charles Parish Sheriff’s office.

Therefore, 2020 property tax that was levied to finance the budget for 2020 is recorded as revenue for the 2020 fiscal year. The property taxes that are measurable, but not available, are recorded net of estimated uncollectible amounts. The 2020 tax levy, which was levied to finance the budget for 2020, is recorded net of adjustments, as advances.

Property taxes are levied each November 15<sup>th</sup> on the assessed value listed as of the prior January 1<sup>st</sup> for all real property, merchandise, and movable property located in the Parish. Assessed values are established by the St. Charles Parish Assessor’s office and the Louisiana Tax Commission at percentages of actual value, as specified by the Louisiana law. An assessment of all property is required to be completed no less than every four years. The taxable assessed value, upon which the 2020 levies are based, was \$1,700,971,420 and the Homestead Exemption was \$101,353,563. The total 2020 assessed value was \$1,802,324,983.

The Parish collects ad valorem taxes on behalf of the Parish Fire Departments, Council on Aging, St. Charles Parish Health Unit and The ARC of St. Charles as listed below. Of the \$6,785,205 collected by the Parish, \$257,716 is related to commissions and fees on tax collections.

Fire Departments	\$ 2,191,223
Council on Aging	2,659,657
SCP Community Health Center	921,825
ARC of St. Charles	1,012,500
	<u>\$ 6,785,205</u>

**NOTE 15 – SALES AND USE TAXES**

The Parish levies one percent, one-half percent, three-eighth percent, and one-eighth percent sales and use taxes. The Parish and the St. Charles Parish School Board have entered into an agreement in which the School Board collects the Parish’s sales and use taxes for a stipulated fee. The School Board remits the proceeds of the sales and use taxes to the Parish on a monthly basis. The amount due from the School Board at December 31, 2020 was \$4,472,970.

The one percent sales and use tax ordinance stipulates that the proceeds derived from the tax must be used for the purpose of constructing, acquiring, improving, operating, and maintaining drains, drainage canals, pumps, and pumping plants, dykes, and levees, and related machinery and equipment; and opening, constructing, maintaining, and improving roads, street, and bridges, and purchasing machinery and equipment in connection therewith. The proceeds are subject to funding negotiable bonds for any of the above described capital purposes and providing for reserves in connection therewith. The one-half percent and three-eighth percent sales and use taxes ordinances stipulate that the proceeds derived from the taxes must be used for any lawful public purpose and for funding of bonds for constructing, acquiring and developing capital improvements in the Parish and providing for reserves in connection therewith. The one-eighth percent sales and use tax is to be used for fire protection in the Parish, including but not limited to constructing, maintaining, and operating the Parish’s fire protection facilities and for funding bonds for the purpose of acquiring buildings, machinery, and equipment for the Parish and for funding appropriate reserve requirements.

The Parish collects sales and use tax on behalf of the Parish Fire Departments. Of the \$2,322,121 collected by the Parish, \$22,902 is related to commissions and fees on tax collections.

**NOTE 16 – RISK MANAGEMENT**

The Parish is exposed to various losses related to tort; theft of, damage to, and destruction of assets; errors and omissions; injuries to employees; and natural disasters. The Parish purchases commercial insurance for claims in excess of \$150,000 per occurrence with no aggregate max pay out for property, employee, automobile and general liability coverage. The General fund has an assigned fund balance for these claim liabilities on the Governmental fund balance sheet. On the fund financials, the expenditures are recorded as the claim is paid. All Funds of the Parish, except for the capital projects and debt service funds participate in the account and make payments to it based on management’s estimates of the amounts needed to pay prior and current year claims. The balance is approximately \$4,852,690 at December 31, 2020. There were no significant reductions in insurance coverage from that of the prior year. The amount of settlements did not exceed the commercial insurance coverage in any of the past three fiscal years.

The claims liability of \$4,852,690 (which includes an estimated liability for claims incurred but not reported of \$46,524) is reported on the Statement of Net Position at December 31, 2020. These liabilities are based on requirements of the GASB Codification Section C50 Claims & Judgements, which require that a liability for claims be reported if information prior to the issuance of the financial statements and the amount of loss can be reasonably estimated. GASB Codification Section P20 Public Entity Risk Pool requires that specific, incremental claim adjustment expense and estimated recoveries be considered in calculating the claims liability.

Changes in the balances of claims liabilities during years 2018 through 2020 were as follows:

	<u>2018</u>	<u>2019</u>	<u>2020</u>
Liability at beginning of year	\$ 4,301,656	\$ 4,677,274	\$ 4,638,563
Current year claims and changes in estimates	604,490	344,981	431,384
Less claim payments	<u>(228,872)</u>	<u>(383,692)</u>	<u>(217,257)</u>
Balance at year end	<u>\$ 4,677,274</u>	<u>\$ 4,638,563</u>	<u>\$ 4,852,690</u>

**NOTE 17 – COMMITMENTS AND CONTINGENCIES**

**a. Litigation**

The Parish is a defendant in a number of claims and lawsuits resulting principally from personal injury, property damage, and construction claims. These claims are outside of the insurance coverage discussed in the Risk Management note to the financial statements. The Parish Attorney has reviewed these claims and lawsuits in order to evaluate the likelihood of an unfavorable outcome to the Parish and to arrive at an estimate, if any, of the amount or range of potential loss to the Parish. As a result of such review, the various claims and lawsuits have been categorized into “probable”, “reasonably possible”, and “remote” contingencies, as defined in GASB Codification Section C50 Claims & Judgements. There were no loss contingencies categorized as “probable”; therefore, none have been accrued as liabilities on the Statement of Net Position as claims payable.

The Parish is also a defendant in various lawsuits categorized as “reasonably possible”, for which the Parish Attorney has indicated that estimates of potential losses are unavailable. In the opinion of management, the ultimate liabilities, if any, resulting from these lawsuits will not have a material adverse effect on the Parish’s operations or financial condition.

**b. Federally Assisted Programs**

The Parish receives significant assistance from numerous federal and state governmental agencies in the form of grants. The disbursement of funds received under these programs generally requires compliance with terms and conditions specific to the grant agreements. The programs are audited in accordance with Title 2 U.S. Code of Federal Regulations Part 200, Uniform Administrative Requirements, Cost Principles, and Audit Requirements for Federal Awards (Uniform Guidance). They are also subject to further examination by the grantor agency.

**c. Intergovernmental Agreements**

The Council adopted ordinance number 99-9-25 approving and authorizing the execution of an intergovernmental agreement between the Parish and the St. Charles Parish Law Enforcement (the District) for funding the St. Charles Parish Correctional Center and ordinance number 18-8-8 amending the fee paid per day. The agreement provides for payment to the District for housing local pretrial prisoners sentenced to Parish time in the amount of \$30.00 per day.

**NOTE 17 – COMMITMENTS AND CONTINGENCIES (CONTINUED)**

**c. Intergovernmental Agreements (continued)**

The Council adopted ordinance number 16-1-6 to authorize a cooperative agreement between the Parish and the Louisiana Department of Natural Resources for operation, maintenance, repair, replacement, and rehabilitation of the Davis Pond Fresh Water Diversion Project from February 1, 2016 through January 31, 2021.

The Council adopted ordinance number 16-12-7 to approve and authorize the execution of an Intergovernmental agreement between St. Charles Parish and the State of Louisiana Department of Transportation and Development for funding of the St. Charles Parish West Bank Levee Multi-Use Path Phase IV and V, State project No. H.011801, Federal Aid Project No. H011801.

The Council adopted ordinance number 11-4-32 to approve and authorize the execution of the Home Investment Partnership Act Consortium Cooperation Agreement for Fiscal Year 2012, 2013 and 2016 with the Parish of Jefferson and the City of Kenner. This ordinance was renewed via an Opt in letter on June 28<sup>th</sup>, 2020 and responded to on July 11, 2020 to extend to Fiscal Years 2018, 2019 and 2020.

The Council adopted ordinance number 13-8-13 to approve the execution of a cooperative endeavor agreement with St. John the Baptist Parish for an East Bank Waterline Interconnection.

The Council adopted ordinance number 20-3-2 to approve and authorize the execution of an intergovernmental agreement with the Sheriff and Law Enforcement District for the provision of security at the St. Charles Parish Courthouse.

The Council adopted ordinance number 17-8-3 to approve and authorize the execution of an Intergovernmental agreement between St. Charles Parish and the State of Louisiana Department of Transportation and Development for the Federal Off-System Bridge Rehabilitation and Replacement Program.

The Council adopted ordinance number 17-11-6 to approve and authorize the execution of an Intergovernmental agreement between St. Charles Parish and the River Parish Transit Authority(RPTA) to provide supplemental funding for the operation of public transit systems.

The Council adopted ordinance number 14-11-1 to approve and authorize Amendment Number 3 to the intergovernmental agreement between the Coastal Protection and Restoration Authority of Louisiana and St. Charles West Bank Hurricane Protection Levee project, State Project No. OCPD-BA-85.

The Council adopted ordinance number 18-10-3 to approve the execution of a cooperative endeavor agreement with the Louisiana Department of Natural Resources for St. Charles Parish Local Coastal Program Implementation.

The Council adopted ordinance number 19-4-9 to approve an intergovernmental agreement with the Ponchartrain Levee District for the continued maintenance and related drainage issues associated with Prescott Canal and Montz area.

The Council adopted ordinance number 19-8-14 to approve and authorize the execution of a 3-year cooperative endeavor agreement with the Louisiana Department of Natural Resources (LDNR) for the St. Charles Parish Local Coastal Program Implementation.

The Council adopted ordinance number 20-12-13 to approve and authorize the execution of a cooperative endeavor agreement with the Louisiana Department of Veterans Affairs for the provision of office space located at the St. Charles Parish Courthouse, 15045 River Road, Hahnville.

The Council adopted resolution number 5920 to approve and authorize the execution of an agreement between the State of Louisiana Department of Transportation and Development, and St. Charles Parish for the funding of St. Charles East Bank Levee Multi-Use Path, Phase VI State Project No. H. 009763, Federal Aid Project No/ H009763.

The Council adopted resolution number 6313 to approve and authorize the execution of an intergovernmental agreement between the State of Louisiana Department of Transportation and Development and St. Charles Parish under the Louisiana Statewide Flood Control Program for assistance in the implementation of a flood control improvement project, Ellington Pump Station, State Project No. H.013148.

**NOTE 17 – COMMITMENTS AND CONTINGENCIES (CONTINUED)**

**c. Intergovernmental Agreements (continued)**

The Council adopted resolution number 6339 to approve and authorize the execution of an intergovernmental agreement between the State of Louisiana Division of Administration and St. Charles Parish for the Community Block Grant Disaster Program (CDBG), through the Louisiana Infrastructure: FEMA Public Assistance Non-Federal Share Match Program and to authorize the filing of CDBG application.

The Council adopted resolution number 6395 to approve and authorize the execution of an intergovernmental agreement between the State of Louisiana through the Coastal Protection and Restoration Authority Board and St. Charles Parish for the construction of the Magnolia Ridge Levee and Roadway Improvement (BA-0216) project.

The Council adopted resolution number 6420 to approve and authorize the execution of an intergovernmental agreement between the State of Louisiana through the Coastal Protection and Restoration Authority Board and St. Charles Parish for the construction of the Paradis Canal Gate Project Levee (BA-0209).

The Council adopted resolution number 6441 to approve and authorize the execution of an intergovernmental agreement between the State of Louisiana through the Office of Facility Planning Control (FP&C) of the division of Administration and St. Charles Parish for the Fifth Street Drainage Improvements project (50-J45-19-01) in Norco.

**d. Economic Development Agreements**

The Parish entered into an agreement with Randa Corporation in 2002 set to end 2024 to promote economic development in the Parish. The agreement required the Parish to issue economic development revenue bonds to provide financial assistance to Randa Corp., which is not a part of the Parish's financial reporting entity. The bonds, used for the acquisition and construction of Randa's corporate headquarters and distribution facility, are included in the amount reported as conduit debt. As a part of the agreement to attract this project, the Parish has agreed to provide a cash incentive to Randa based on an average number of St. Charles Parish residents employed at the project on a full time basis. When certain conditions are met, the Parish will be required to provide \$185,000 the sixth through tenth year and no annual credit years eleven through twenty-two. The project entered the tenth year in 2012.

**NOTE 18 – CONDUIT DEBT OBLIGATIONS**

From time to time, the Parish has issued environmental improvement and industrial development revenue bonds to provide financial assistance to private-sector entities that are not a part of the Parish's financial reporting entity. The bonds are used for the acquisition and construction of environmental improvement, industrial and commercial facilities deemed to be in the public interest. They are secured by the property financed, separate pledges of income and revenues, or monies derived from sale of the applicable projects. Upon repayment of the bonds, ownership of the acquired facilities transfers to the private-sector entity served by the bond issuance. Neither the Parish, nor the State, nor any political subdivision thereof is obligated in any manner for repayment of the bonds. Accordingly, the bonds are not reported as liabilities in the accompanying financial statements. As of December 31, 2020, there were two series of industrial development revenue bonds outstanding, with an aggregate amount payable of \$3,238,750.



**NOTE 19 – POST-EMPLOYMENT HEALTHCARE AND LIFE INSURANCE BENEFITS**

**Other Post- Employment Benefits (OPEB) Plan Disclosures**

The Parish's post retirement healthcare and life insurance benefits policy established by the Parish President, provides certain healthcare and life insurance benefits for its retired employees and elected officials. Any elected parish official that has served a minimum of seven and one half years in office and was an active member of the Parish's health insurance program for at least three consecutive years prior to leaving office is eligible to continue receiving health insurance benefits upon retirement or separation. The election to carry health insurance must be made at the time of retirement or separation. At age 65, retirees coverage continues as Medicare supplement as the retiree is Medicare eligible. The Parish pays the retirees with a minimum of 20 years of service the same percentage as active employees. Retirees with 10 to 19 years of service pay 75% and the Parish pays 25% of the premium. In the government funds, the Parish contributions are financed on a pay-as-you-go basis. Expenditures of \$1,480,530 were recognized for post-retirement healthcare in 2020. Retired employees paid premiums of \$189,768 for post-retirement healthcare in 2020. Substantially all of the Parish employees become eligible for these benefits if they reach normal retirement age while working for the Parish. These benefits are provided through an insurance company. There were one hundred sixteen participants in the Parish post-retirement benefits program at December 31, 2020.

**Plan Description**

*Plan Administration-* The St. Charles Parish (the Parish) provides certain continuing health care and life insurance benefits for its retired employees. The authority to establish and/or amend the obligation of the employer, employees and retirees rests with the Parish under LRS 42:801-883. These benefits, and similar benefits for active employees, are provided through (a) the self-insured health plans for medical and dental coverage, and (b) the fully insured plans for vision and life insurance. These are single-employer defined "substantive plans" as understood by past practices of the Parish and its employees. Substantially all of the Parish's employees become eligible for these benefits if they reach normal retirement age while working for the Parish.

*Plan Membership* – At December 31, 2020, the Plan's membership consisted of the following:

Inactive plan members or beneficiaries currently receiving benefit plans	116
Inactive plan members entitled to but not yet receiving benefit payments	-
Active plan members	454
	<u>570</u>

*Benefits Provided* – Medical benefits are provided through a comprehensive medical plan and are made available to employees upon actual retirement. Employees are covered by a retirement system whose retirement eligibility (D.R.O.P. entry) provisions are as follows: 30 years of service at any age; age 55 and 25 years of service; age 60 and 10 years of service; or, age 65 and 7 years of service. The eligibility provisions for employees hired on and after January 1, 2007 are as follows: age 55 and 30 years of service; age 62 and 10 years of service; or, age 67 and 7 years of service.

*Contributions* – The Parish has the authority to establish and amend contribution requirements of the Parish and the plan members. The employer pays the following percentages of the retiree premium: 85% of medical, 75% of dental, 100% of life insurance (\$5000) and 100% vision for employees hired before January 1, 2010 (medical and life insurance) and January 1, 2011 (dental and vision). For employees hired on or after those respective dates, the following employer payment applies:

Medical: The percentage of premium paid by the employer is based on a graded schedule based on years of service with the Parish, as follows:

- 0 but less than 10 years, 20%
- 10 but less than 15 years, 40%
- 15 but less than 20 years, 60%
- 20 years or more, 85%

**NOTE 19 – POST-EMPLOYMENT HEALTHCARE AND LIFE INSURANCE BENEFITS (CONTINUED)**

**Other Post- Employment Benefits (OPEB) Plan Disclosures (Continued)**

**Plan Description (Continued)**

Dental: The percentage of premium paid by the employer is based on a graded schedule based on years of service with the Parish, as follows:

0 but less than 10 years, 20%  
10 but less than 15 years, 25%  
15 but less than 20 years, 50%  
20 years or more, 75%

Life Insurance:

0 but less than 20 years, no life insurance  
20 years but less than 30 years, \$5,000  
30 years or more, \$10,000

Vision:

less than 20 years, no insurance  
20 years or more, employer pays 100%

Member contributions are not accounted for in the OPEB trust.

**Investments**

*Investment Policy-* The Plan's policy regarding the allocation of invested assets is established and may be amended by the Board of Trustees. It is the policy of the Board of Trustees to invest trust funds in accordance with provisions of Louisiana Revised Statutes 33:5162. The following was the asset allocation policy as of December 31, 2020:

<b><u>Asset Class</u></b>	<b><u>Target Allocation</u></b>
Corporate Bonds	67.0%
Agency Bonds	32.0%
Cash & Reserves	1.00%

*Rate of Return* – For the year ended December 31, 2020, the annual money-weighted rate of return on investments, net of investment expense, was 2.70%. The money-weighted rate of return expresses investment performance, net of investment expense, adjusted for the changing amounts actually invested.

The long-term expected rate of return on OPEB plan investments was determined using a building-block method in which best-estimate ranges of expected future real rates of return (expected returns, net of investment expense and inflation) are developed for each major asset class. These ranges are combined to produce the long-term expected rate of return by weighting the expected future real rates of return by the target asset allocation percentage and by adding expected inflation. Best estimates of arithmetic real rates of return for each major asset class included in the target asset allocation as of December 31, 2020 are summarized in the following table:

<b><u>Asset Class</u></b>	<b><u>Long-Term Expected Real Rate of Return</u></b>
Corporate Bonds	3.5%
Agency Bonds	3.5%
Cash	.50%

**NOTE 19 – POST-EMPLOYMENT HEALTHCARE AND LIFE INSURANCE BENEFITS (CONTINUED)**

**Other Post- Employment Benefits (OPEB) Plan Disclosures (Continued)**

**Net OPEB Liability of the Parish**

The components of the net OPEB liability of the Parish at December 31, 2020, were as follows:

	<b>Total Parish</b>
Total OPEB liability	\$ 24,683,208
Plan fiduciary net position	8,675,349
Parish's net OPEB liability	<u>\$ 16,007,859</u>
Plan fiduciary net position as a percentage of the total OPEB liability	35.15%

*Actuarial Assumptions-* The total OPEB liability was determined by an actuarial valuation as of January 1, 2020, using the following actuarial assumptions applied to all periods included in the measurement, unless otherwise specified:

Inflation	2.5%
Salary increases	4.0% including inflation
Investment rate of return	5.0% annually (Beginning of Year to Determine ADC) 3.5% annually (As of End of Year to Measurement Date)
Healthcare cost trend rates	5.5% annually

Mortality rates were based on the Employee/Healthy Annuitant RP-2014 Table, without projection. Projected future mortality improvement has not been used since it is our opinion that this table contains a substantial conservative margin for the population involved in valuation.

The actuarial assumptions used in the January 1, 2020 valuation were based on the results of ongoing period evaluations of the assumptions from January 1, 2006 to December 31, 2020 in addition to the OGB assumptions.

*Discount Rate-* The discount rate used to measure the total OPEB liability was 3.5%. The plan's projection of cash flows used to determine the discount rate assumed that St. Charles Parish contributions will be made at rates equal to the actuarially determined contribution rates. Based on those assumptions, the OPEB plans fiduciary net position was projected to be available to make all projected future benefit payments of current plan members. Therefore, the long-term expected rate of return on OPEB plan investments was applied to all periods of projected benefit payments to determine the total OPEB liability.

*Sensitivity of the net OPEB liability to changes in the discount rate-* The following represents the net OPEB liability of St. Charles Parish, as well as what St. Charles Parish's net OPEB liability would be if it were calculated using a discount rate that is 1-percentage-point lower (4.0%) or 1-percentage-point higher (6.0%) than the current discount rate:

<b>Net OPEB liability</b>	<b>1.0% Decrease (2.5%)</b>	<b>Current Discount Rate (3.5%)</b>	<b>1.0% Increase (4.5%)</b>
<b>Total Parish</b>	\$20,652,735	\$16,007,860	\$14,233,929

**NOTE 19 – POST-EMPLOYMENT HEALTHCARE AND LIFE INSURANCE BENEFITS (CONTINUED)**

**Other Post-Employment Benefits (OPEB) Plan Disclosures (Continued)**

**Net OPEB Liability of the Parish (Continued)**

*Sensitivity of the net OPEB liability to changes in the healthcare cost trend rates-* The following represents the net OPEB liability of St. Charles Parish, as well as what St. Charles Parish’s net OPEB liability would be if it were calculated using healthcare cost trend rates that are 1-percentage-point lower (4.5%) or 1-percentage-point higher (6.5%) than the current healthcare trend rates:

<b>Net OPEB liability</b>	<b>1.0% Decrease (4.5%)</b>	<b>Current Healthcare Trend Rate (5.5%)</b>	<b>1.0% Increase (6.5%)</b>
<b>Total Parish</b>	\$14,266,884	\$16,007,860	\$20,551,192

**OPEB Expense and Deferred Outflows of Resources and Deferred Inflows of Resources Related to OPEB**

For the year ended December 31, 2020, the Parish recognized OPEB expense of \$987,253. At December 31, 2020, the Parish reported deferred outflows of resources and deferred inflows of resources related to OPEB from the following sources:

<b>Total Parish</b>	<b>Deferred Outflows of Resources</b>	<b>Deferred Inflows of Resources</b>
Differences between expected and actual experiences	\$281,390	\$ -
Demographic	209,339	(1,046,853)
Changes in assumptions	622,224	-
<b>Total</b>	<b>\$1,112,953</b>	<b>\$(1,046,853)</b>

Amounts reported as deferred outflows of resources and deferred inflows of resources related to OPEB will be recognized in the OPEB expense as follows:

<b>Years ended December 31:</b>	<b>Total Parish</b>
2021	\$115,978
2022	115,978
2023	69,576
2024	56,318
2025	19,115
Thereafter	-310,868

**NOTE 20 – STATE REQUIRED DISCLOSURES**

**Communications District Wireless E911 Service**

Act 1029 of the 1999 state legislative session amended the revised statutes relative to communications districts. The Act authorizes the levy of an emergency telephone service charge on certain wireless communication systems to cover the costs associated with implementing the Federal Communications Commission (FCC) ordered enhancements to emergency 911 systems. Wireless service charges amounting to \$621,311 were recorded during 2020. The District implemented the second phase of the E911 Wireless Service on May 24, 2011. The District has entered into seven agreements with wireless vendors offering services to the Parish. The District expended \$6,213 during 2020.

**NOTE 21 – SELECTED DISCLOSURES FOR DISCRETELY PRESENTED COMPONENT UNITS**

Financial reporting standards require footnote disclosures on discretely presented component units considering the nature and significance of the unit’s relationship to the primary government (the Parish). As such, the following disclosures are presented.

**a. Cash, Cash Equivalents, and Investments**

**1. Cash and Cash Equivalents**

The discretely presented component units are required to invest idle funds within the same state statute as the primary government. Component unit deposits at their respective year-end are categorized below:

	<b>Total Carrying Amount</b>	<b>Bank Balance</b>
St. Charles Parish Communications District	\$ 8,625	\$ 8,625
St. Charles Parish Library Service District	9,805	9,805
St. Charles Parish Hospital Service District	17,587,779	24,425,852
	<u>\$ 17,606,209</u>	<u>\$ 24,444,282</u>

Under state law, these deposits must be secured by either Federal deposit insurance or by the pledge of securities owned by a fiscal agent bank. The market value of the pledged securities plus the Federal deposit insurance must at all times equal or exceed the amount on deposit with the fiscal agent bank.

All component unit deposits were either FDIC insured or collateralized by securities pledged by the bank and held for the benefit of the component unit thereby eliminating their custodial credit risk.

**2. Investments**

	<b>Carrying Amount</b>	<b>Amortized Cost/ Fair Value</b>
St. Charles Parish Communications District:		
U.S. Agency Securites	\$ 2,008,984	\$ 2,008,984
LAMP	1,672,823	1,672,823
<b>Total</b>	<u>\$ 3,681,808</u>	<u>\$ 3,681,808</u>
St. Charles Parish Library Service District No. 1		
U.S. Agency Securites	\$ 5,840,403	\$ 5,840,403
LAMP	3,628,204	3,628,204
<b>Total</b>	<u>\$ 9,468,607</u>	<u>\$ 9,468,607</u>

The St. Charles Parish Communications District and the St. Charles Parish Library Service District No. 1 follow the same investment policy as the primary government. All investments in U. S. Agency Securities are insured or registered with securities in the name of the government and are rated AAA by Standard & Poor’s and AAA by Moody’s. These investments are limited to a maximum of three years as a means of managing its exposure to fair value losses arising from increasing rates. LAMP has a Standard & Poor’s rating of AAAM.

**NOTE 21 – SELECTED DISCLOSURES FOR DISCRETELY PRESENTED COMPONENT UNITS (CONTINUED)**

**b. Capital Assets**

A summary of changes in capital assets for the Parish's component units is as follows:

	<u>Beginning Balance</u>	<u>Additions</u>	<u>Deletions</u>	<u>Adjustments</u>	<u>Ending Balance</u>
<b>St. Charles Parish Communications District</b>					
Construction in progress	\$ -	\$ -	\$ -	\$ -	\$ -
Equipment	2,757,376	6,500	-	37,218	2,801,094
Total depreciable	2,757,376	6,500	-	37,218	2,801,094
Less: accumulated depreciation	(1,814,153)	(252,589)	-	-	(2,066,742)
<b>Total St. Charles Parish Communications District</b>	<b>\$ 943,223</b>	<b>\$ (246,089)</b>	<b>\$ -</b>	<b>\$ 37,218</b>	<b>\$ 734,352</b>
<b>St. Charles Parish Library Service District No. 1</b>					
Construction in progress	\$ -	\$ -	\$ -	\$ -	\$ -
Improvements other than Buildings	2,766,070	-	-	-	2,766,070
Equipment	6,421,384	114,631	(16,114)	-	6,519,901
Total	9,187,454	114,631	(16,114)	-	9,285,971
Less: accumulated depreciation	(5,596,565)	(362,587)	16,114	-	(5,943,038)
<b>Total St. Charles Parish Library Service District</b>	<b>\$ 3,590,889</b>	<b>\$ (247,956)</b>	<b>\$ -</b>	<b>\$ -</b>	<b>\$ 3,342,933</b>
<b>St. Charles Parish Hospital Service District</b>					
<b>Capital assets not being depreciated</b>					
Land	\$ 1,586,681	\$ 41,455	\$ -	\$ -	\$ 1,628,136
Construction in progress	4,071,491	-	(3,849,964)	-	221,527
Total Capital Assets not being depreciated	5,658,172	41,455	(3,849,964)	-	1,849,663
<b>Capital Assets Being Depreciated</b>					
Buildings & improvements	65,070,693	-	-	-	65,070,693
Equipment	21,303,832	2,363,637	(627,923)	-	23,039,546
Leasehold improvements	492,227	3,838,068	-	-	4,330,295
Software	4,440	-	-	-	4,440
Vehicles	1,330,837	-	-	-	1,330,837
Total Capital Assets being depreciated	88,202,029	6,201,705	(627,923)	-	93,775,811
<b>Less: Accumulated Depreciation</b>					
Buildings & improvements	(33,738,561)	(1,894,939)	-	-	(35,633,500)
Equipment	(19,267,744)	(1,083,956)	571,329	-	(19,780,371)
Leasehold Improvements	(30,242)	(350,800)	-	-	(381,042)
Software	(617)	(1,480)	-	-	(2,097)
Vehicles	(809,410)	-	56,594	-	(752,816)
Total Accumulated Depreciation	(53,846,574)	(3,331,175)	627,923	-	(56,549,826)
Total Capital Assets being depreciated, net:	34,355,455	2,870,530	-	-	37,225,985
<b>Total St. Charles Parish Hospital Service District Capital Assets, net</b>	<b>\$ 40,013,627</b>	<b>\$ 2,911,985</b>	<b>\$ (3,849,964)</b>	<b>\$ -</b>	<b>\$ 39,075,648</b>

**NOTE 21 – SELECTED DISCLOSURES FOR DISCRETELY PRESENTED COMPONENT UNITS (CONTINUED)**

**c. Leases**

The Library Service District has an operating lease for one of its branches. The total 2020 cost for the operating lease was \$0. The minimum annual commitments under non-cancelable operating leases for buildings are as follows:

	<u>Building</u>
2021	\$ -
2022	
2023	-
Total:	<u>\$ -</u>

**d. Uncompensated Services**

The Hospital provides care to patients who meet certain criteria under its charity care policy without charge or at amounts less than its established rates. Because the Hospital does not pursue collections of amounts determined to qualify as charity care, they are not reported as revenue. The Hospital maintains records to identify and monitor the level of charity care it provides to all of its qualifying patients. These records include the amounts of charges forgone for services and supplies furnished under its charity care policy.

The Hospital gross revenue for its cost of charity care for the year ended December 31, 2020 totaled \$457,766.

**e. Long-Term Obligations**

Changes in long-term obligations of the component units are as follows:

Component Unit:	<u>Balance at January 1, 2020</u>	<u>Additions</u>	<u>Payments and Adjustments</u>	<u>Balance at December 31, 2020</u>	<u>Less Current Obligations</u>	<u>Long-Term Obligation</u>
<b>Hospital Service District:</b>						
Bonds payable	\$ 44,075,000	\$ 3,135,000	\$ (7,525,000)	\$ 39,685,000	\$ 4,645,000	\$ 35,040,000
New Market Tax Credit A & B	3,500,000	-	-	3,500,000	-	3,500,000
First National direct loan	9,506,738	-	(212,989)	9,293,749	236,827	9,056,922
Capital leases & lease deposits	36,181	-	(36,181)	-	-	-
Multi-employer pension liability	2,135,992	-	(483,074)	1,652,918	564,096	1,088,822
Paycheck Protection Program	1,731,300	-	-	1,731,300	115,930	1,615,370
Lease deposits	20,202	-	-	20,202	-	20,202
Unamortized discount/premium	88,727	33,650	(7,226)	115,151	-	115,151
Total Hospital Service District	<u>\$ 61,094,140</u>	<u>\$ 3,168,650</u>	<u>\$ (8,264,470)</u>	<u>\$ 55,998,320</u>	<u>\$ 5,561,853</u>	<u>\$ 50,436,467</u>

**NOTE 21 – SELECTED DISCLOSURES FOR DISCRETELY PRESENTED COMPONENT UNITS (CONTINUED)**

**e. Long-Term Obligations(continued)**

**BONDS PAYABLE**

The following individual issues of the Hospital Service District, at fiscal year ended December 31, 2020, represent component unit bonds payable and certificates of indebtedness:

	<b>Principal Outstanding</b>
<b>General Obligation Bonds:</b>	
Hospital 2012A	\$ 6,205,000
Hospital 2012B	4,735,000
Taxable GO Bonds, Series 2013	340,000
GO Refunding Bonds, Series 2013A	1,340,000
New Market Tax Credit-QLICI A Loan	1,914,596
New Market Tax Credit-QLICI B Loan	1,585,404
First National Bank Direct Loan	9,293,749
GO Refunding Bonds, Series 2016	4,315,000
GO Refunding Bonds, Series 2016A	8,885,000
Limited Tax Bonds, Series 2018	8,515,000
Limited Tax Bonds, Series 2018A	2,215,000
Hospital Revenue Bonds, Series 2020	3,135,000
Paycheck Protection Program	1,731,300
Unamortized discount/premium	115,151
<b>Total General Obligation Bonds</b>	<b>\$ 54,325,200</b>

The annual requirements to amortize the Hospital Service District long-term obligations outstanding are as follows:

<b>December 31st</b>	<b>Principal &amp; Interest</b>
2021	\$ 6,576,892
2022	6,990,699
2023	6,972,395
2024	6,999,225
2025	6,254,317
2026-2030	18,093,937
2031-2035	6,048,873
2036-2040	3,704,337
2041-2045	3,704,336
2046-2050	61,738
<b>TOTAL</b>	<b>\$ 65,406,749</b>

**f. Pensions**

**1. St. Charles Parish Library Service District. No.1**

	<b>2018</b>	<b>2019</b>	<b>2020</b>
Employer required contribution rate	11.50%	11.50%	12.25%
Covered payroll	\$ 2,016,244	\$ 2,128,475	\$ 2,292,928
Required employer contributions	\$ 231,868	\$ 244,775	\$ 280,884
Parish contributions	\$ 231,868	\$ 244,775	\$ 280,884



**NOTE 21 – SELECTED DISCLOSURES FOR DISCRETELY PRESENTED COMPONENT UNITS (CONTINUED)**

**f. Pensions (continued)**

**2. St. Charles Hospital Service District**

**Multi-Employer Defined Benefit Pension Plan and 2013 Withdrawal** – Substantially all employees of the Hospital had been members of the Parochial Employees' Retirement System of Louisiana (System), a cost sharing, multiple-employer public employee retirement system, controlled and administered by a separate board of trustees. The Hospital formally terminated its participation in the Plan effective December 31, 2013.

Per Louisiana Revised Statute 11:1903, if an employer terminates its agreement for coverage of its employees, the employer shall remit to the System that portion of the unfunded actuarial accrued liability, which is attributable to the employer's participation in the System. The amount required to be remitted shall be determined as of the December thirty first immediately prior to the date of termination. The amount due shall be determined by the actuary employed by the System and shall either be paid in a lump sum or amortized over ten year in equal monthly payments with interest at the System's actuarial valuation rate, at the option of the employer.

The Hospital has chosen to pay its withdrawal liability over ten year in equal monthly installments of principal and interest of \$55,298, with the first payment due September 1, 2013. The noninterest component of this monthly payment equates to a total withdrawal liability of \$1,652,918 as of December 31, 2020.

In planning for the termination of participation in the Parochial Employees' Retirement System of Louisiana, the Hospital established a deferred compensation 457(b) plan and a defined contribution 401(a) retirement plan for eligible employees.

**Section 457(b) Deferred Compensation Plan** – Effective July 1, 2013, the Hospital offered to its employees a deferred compensation plan created in accordance with Internal Revenue Code Section 457(b). The plan is available to all Hospital employees as of the first enrollment date following the date they become an employee and permits them to defer a portion of their salary until a future year. The deferred compensation is not available to employees until termination, retirement, death, or unforeseeable emergency.

**Section 401(a) Defined Contribution Retirement Plan** – The Hospital also established a 401(a) retirement plan for the purpose of matching 100% of an employee's salary reduction contributions to the deferred compensation plan up to 3% of the employee's compensation received for that year. To be eligible for this match, the employee must be employed as of December 31. The contribution match for the Hospital will be made during the first quarter of the following year. For the year ended December 31, 2020, total employer contributions to the plan was \$82,838.

**g. Post Retirement Healthcare and Life Insurance Benefits**

**St. Charles Parish Library Service District No. 1**

Substantially all employees of the St. Charles Parish Library Service District No. 1 are covered by the Parish's post retirement healthcare and life insurance benefits policy. For a detailed description, see the Parish's note on Post Retirement and Healthcare and Life Insurance Benefits. Expenditures of \$50,624 were recognized for post-retirement healthcare in 2020. Retired employees paid premiums of \$9,007 for post-retirement healthcare in 2020. There were five participants in the District's post retirement benefits program as of December 31, 2020.

**NOTE 22 –RETIREMENT SYSTEMS**

Substantially all employees of the Parish are members of one of the following statewide retirement systems: Parochial Employees' Retirement System of Louisiana (the "Parochial System") or the Registrar of Voters Employees' Retirement System of Louisiana (the "Registrar's System"). These systems are cost-sharing multiple-employer, defined benefit pension plans administered by separate boards of trustees.

**NOTE 22 –RETIREMENT SYSTEMS (CONTINUED)**

**Plan Descriptions/Benefits Provided**

Pertinent information relative to each plan follows:

**General Information about the Pension Plans**

**The Parochial System**

Parochial Employees' Retirement System of Louisiana is the administrator of a cost sharing multiple employer defined benefit pension plan. The System was established and provided for by R.S.11:1901 of the Louisiana Revised Statute (LRS).

Act 765 of the year 1979, established by the Legislature of the State of Louisiana, revised the System to create Plan A and Plan B to replace the "regular plan" and the "supplemental plan". Plan A was designated for employers out of Social Security. Plan B was designated for those employers that remained in Social Security on the revision date. The Parish participates in Plan A.

The Parochial System provides retirement benefits to employees of taxing districts of a parish or any branch or section of a parish within the State which does not have their own retirement system and which elects to become members of the System.

All permanent parish government employees (except those employed by Orleans, Lafourche and East Baton Rouge Parishes) who work at least 28 hours a week shall become members on the date of employment. New employees meeting the age and Social Security criteria have up to 90 days from the date of hire to elect to participate.

As of January 1997, elected officials, except coroners, justices of the peace, and parish presidents may no longer join the Parochial System.

Any member of Plan A can retire providing he/she meets one of the following criteria:

For employees hired prior to January 1, 2007:

1. Any age with thirty (30) or more years of creditable service.
2. Age 55 with twenty-five (25) years of creditable service.
3. Age 60 with a minimum of ten (10) years of creditable service.
4. Age 65 with a minimum of seven (7) years of creditable service.

For employees hired after January 1, 2007:

1. Age 55 with 30 years of service.
2. Age 62 with 10 years of service.
3. Age 67 with 7 years of service.

Generally, the monthly amount of the retirement allowance of any member of Plan A shall consist of an amount equal to three percent of the member's final average compensation multiplied by his/her years of creditable service. However, under certain conditions, as outlined in the statutes, the benefits are limited to specified amounts.

**The Registrar's System**

The Registrar's System is a cost-sharing multiple-employer defined benefit pension plan established in accordance by Act 215 of 1954, under Revised Statute 11:2032 to provide retirement allowances and other benefits for registrars of voters, their deputies and their permanent employees in each parish of the State of Louisiana.

The Registrar's System was established on January 1, 1955 for the purpose of providing retirement allowances and other benefits as stated under the provisions of R.S. Title 11:2032, as amended, for registrars of voters, their deputies and their permanent employees in each parish. The projection of benefit payments in the calculation of the total pension liability includes all benefits to be provided to current active and inactive employees through the Registrar's System in accordance with the benefit terms and any additional legal agreements to provide benefits that are in force at the measurement date.

**NOTE 22 –RETIREMENT SYSTEMS (CONTINUED)**

Any member hired prior to January 1, 2013 is eligible for normal retirement after he has 20 years of creditable service and is age 55 or has 10 years of creditable service and is age 60. Any member with 30 years of creditable service regardless of age may retire. Regular retirement benefits for members hired prior to January 1, 2013 are calculated at 3.33% of the average annual earned compensation for the highest consecutive 60 months multiplied by the number of years of creditable service, not to exceed 100% of average annual compensation.

Any member hired on or after January 1, 2013 is eligible for normal retirement after he has attained 30 years of creditable service and is age 55; has attained 20 years of creditable service and is age 60; or has attained 10 years of creditable service and is age 62. Regular retirement benefits for members hired on or after January 1, 2013 are calculated at 3.00% of the average annual earned compensation for the highest consecutive 60 months multiplied by the number of years of creditable service, not to exceed 100% of average annual compensation. Retirement benefits for members hired on or after January 1, 2013 that have attained 30 years of creditable service with at least 20 years of creditable service in the Registrar's System are calculated at 3.33% of the average annual compensation for the highest consecutive 60 months multiplied by the number of years of creditable service, not to exceed 100% of average annual compensation.

Any member whose withdrawal from service occurs prior to attaining the age of 60, who shall have completed 10 or more years of creditable service and shall not have received a refund of his accumulated contributions, shall become eligible for a deferred allowance beginning upon his attaining the age of 60.

**Disability Benefits**

The Parochial System

For Plan A, a member shall be eligible to retire and receive a disability benefit if they were hired prior to January 1, 2007, and has at least 5 years of creditable service or if hired after January 1, 2007, has 7 years of creditable service, and is not eligible for normal retirement and has been officially certified as disabled by the State Medical Disability Board. Upon retirement caused by disability, a member of Plan A shall be paid a disability benefit equal to the lesser of an amount equal to 3% of the member's final average compensation multiplied by his years of service, not to be less than 15, or 3% multiplied by years of service assuming continued service to age 60.

The Registrar's System

Registrar's disability benefits are provided to active contributing members with at least 10 years of service established in the System and who have been officially certified as disabled by the State Medical Disability Board. The disabled member who has attained the age of 60 years shall be entitled to a regular retirement allowance. The disabled member who has not yet attained age 60 shall be entitled to a disability benefit equal to the lesser of 3% of his average final compensation multiplied by the number of creditable years of service (not to be less than 15 years) or 3.33% of average final compensation multiplied by the years of service assuming continued service to age 60. Disability benefits may not exceed two-thirds of earnable compensation.

**Survivor Benefits**

The Parochial System

Upon the death of any member of Plan A with 5 or more years of creditable service who is not eligible for retirement, the plan provides for benefits for the surviving spouse and minor children, as outlined in the statutes.

Any member of Plan A, who is eligible for normal retirement at time of death, the surviving spouse shall receive an automatic Option 2 benefit, as outlined in the statutes.

A surviving spouse who is not eligible for Social Security survivorship or retirement benefits and married not less than 12 months immediately preceding death of the member, shall be paid an Option 2 benefit beginning at age 50.

The Registrar's System

If a member who has less than 5 years of credited service dies due to any cause other than injuries sustained in the performance of his official duties, his accumulated contributions are paid to his designated beneficiary. If the member has five or more years of credited service, and is not eligible to retire, automatic Option 2 benefits are payable to the surviving spouse. These benefits are based on the retirement benefits accrued at the member's date of death with Option 2 factors used as if the member had continued in service to earliest normal retirement age. If a member has no surviving spouse and the member has 5 or more years of creditable service, the surviving minor children under 18 or disabled children shall be paid 80% of the accrued retirement benefit in equal shares until the age of majority or for the duration of the handicap for a handicapped child. Upon the death of any former member with 10 or more years of service, automatic Option 2 benefits are payable to the surviving spouse. In lieu of periodic payments, the surviving spouse or children may receive a refund of the member's accumulated contributions

**NOTE 22 –RETIREMENT SYSTEMS (CONTINUED)**

**Deferred Retirement Option Plan benefits (DROP)**

***The Parochial System***

Act 338 of 1990 established the Deferred Retirement Option Plan (DROP) for the Retirement System. DROP is an option for that member who is eligible for normal retirement.

In lieu of terminating employment and accepting a service retirement, any member of Plan A who is eligible to retire may elect to participate in the Deferred Retirement Option Plan (DROP) in which they are enrolled for 3 years and defer the receipt of benefits. During participation in the plan, employer contributions are payable but employee contributions cease. The monthly retirement benefits that would be payable, had the person elected to cease employment and receive a service retirement allowance, are paid into the DROP Fund.

Upon termination of employment prior to or at the end of the specified period of participation, a participant in the DROP may receive, at his option, a lump sum from the account equal to the payments into the account, a true annuity based upon his account balance in that fund, or roll over the fund to an Individual Retirement Account.

Interest is accrued on the DROP benefits for the period between the end of DROP participation and the member's retirement date.

For individuals who become eligible to participate in the Deferred Retirement Option Plan on or after January 1, 2004, all amounts which remain credited to the individual's subaccount after termination in the Plan will be placed in liquid asset money market investments at the discretion of the board of trustees. These subaccounts may be credited with interest based on money market rates of return or, at the option of the Parochial System, the funds may be credited to self-directed subaccounts. The participant in the self-directed portion of this Plan must agree that the benefits payable to the participant are not the obligations of the state or the Parochial System, and that any returns and other rights of the Plan are the sole liability and responsibility of the participant and the designated provider to which contributions have been made.

***The Registrar's System***

In lieu of terminating employment and accepting a service retirement allowance, any member with 10 or more years of service at age 60, 20 or more years of service at age 55, or 30 or more years of service at any age may elect to participate in the Deferred Retirement Option Plan (DROP) for up to 3 years and defer the receipt of benefits. Upon commencement of participation in the plan, membership in the Registrar's System terminates. During participation in the plan, employer contributions are payable but employee contributions cease. The monthly retirement benefits that would have been payable, had the person elected to cease employment and receive a service retirement allowance, are paid into the DROP fund. This fund does not earn interest. In addition, no cost of living increases are payable to participants until employment which made them eligible to become members of the Registrar's System has been terminated for at least 1 full year.

Upon termination of employment prior to or at the end of the specified period of participation, a participant in the plan may receive, at his option, a lump sum from the account equal to the payments into the account, a true annuity based upon his account balance in that fund, or any other method of payment if approved by the Board of Trustees. The monthly benefits that were being paid into the Deferred Retirement Option Plan fund will begin to be paid to the retiree. If the participant dies during participation in the plan, a lump sum equal to his account balance in the plan fund shall be paid to his named beneficiary or, if none, to his estate. If employment is not terminated at the end of the 3 years, payments into the plan fund cease and the person resumes active contributing membership in the Registrar's System.

**Cost of Living Adjustments**

***The Parochial System***

The Board is authorized to provide a cost of living allowance for those retirees who retired prior to July 1973. The adjustment cannot exceed 2% of the retiree's original benefit for each full calendar year since retirement and may only be granted if sufficient funds are available from investment income in excess of normal requirements. In addition, the Board may provide an additional cost of living increase to all retirees and beneficiaries who are over age 65 equal to 2% of the member's benefit paid on October 1, 1977, (or the member's retirement date, if later). Also, the Board may provide a cost of living increase up to 2.5% for retirees 62 and older (RS 11:1937). Lastly, Act 270 of 2009 provided for further reduced actuarial payments to provide an annual 2.5% cost of living adjustment commencing at age 55.

**NOTE 22 –RETIREMENT SYSTEMS (CONTINUED)**

The Registrar’s System

Cost of living provisions for the Registrar’s System allows the board of trustees to provide an annual cost of living increase of 2.0% of the eligible retiree’s original benefit if certain funding criteria are met. Members are eligible to receive a cost of living adjustment once they have reached the age of 60 and have been retired at least 1 year. Funding criteria for granting cost of living adjustments is dependent on the funded ratio.

**Contributions**

The Parochial System

According to state statute, contributions for all employers are actuarially determined each year. For the year ended December 31, 2019, the actuarially determined contribution rate was 12.18% of member’s compensation for Plan A. However, the actual rate for the fiscal year ending December 31, 2019 was 11.50% for Plan A.

According to state statute, the System also receives ¼ of 1% of ad valorem taxes collected within the respective parishes, except for Orleans and East Baton Rouge parishes. The Parochial System also receives revenue sharing funds each year as appropriated by the Legislature. Tax monies and revenue sharing monies are apportioned between Plan A and Plan B in proportion to the member’s compensation. These additional sources of income are used as additional employer contributions and are considered support from non-employer contributing entities. Contributions to the pension plan from the Parish were \$3,425,109 for the year ended December 31, 2020.

The Registrar’s System

According to state statute, contribution requirements for all employers are actuarially determined each year. For the year ending June 30, 2020, the actual employer contribution rate was 18.00%. In accordance with state statute, the System also receives ad valorem taxes and state revenue sharing funds. These additional sources of income are used as employer contributions and are considered support from non-employer contributing entities but are not considered special funding situations. Non-employer contributions are recognized as revenue and excluded from pension expense for the year ended June 30, 2020. Contributions to the pension plan from the Parish were \$10,655 for the year ended December 31, 2020.

**Pension Liabilities, Pension Expense, and Deferred Outflows of Resources and Deferred Inflows of Resources Related to Pensions**

At December 31, 2020, the Parish reported a combined liability of \$292,724 for its proportionate share of the Net Pension liabilities (NPL) of the Parochial System and the Registrar’s System. The amount of liability for each plan was \$211,587 and \$81,137, respectively. The NPA/NPL for each system was measured as of December 31, 2019, and June 30, 2020, respectively, and the total pension asset/liability used to calculate the NPA/NPL was determined based on an actuarial valuation as of those dates. The Parish’s proportion of the NPA/NPL was based on a projection of the Parish’s long-term share of contributions to the pension plan relative to the projected contribution of all participating employers, actuarially determined. As of the most recent measurement date, the Parish’s proportionate share for each system was:

	<b>The Parochial System</b>	<b>The Registrar’s System</b>
Parish’s Proportionate Share	4.494706%	0.376630%
Increase (Decrease) from prior year	0.081166%	(0.038972)%

**NOTE 22 –RETIREMENT SYSTEMS (CONTINUED)**

For the year ended December 31, 2020, the Parish recognized a total pension expense of \$712,345, with \$779,460 related to the Parochial System, \$(73,239) related to the retirement of DA System prior year balances, and \$6,124 related to the Registrar's System. These amounts are made up of the following:

Components of Pension Expense (Benefit)	<b>The Parochial System</b>	<b>The DA System</b>	<b>The Registrar's System</b>
Parish's pension expenses per the pension plan	\$ 4,169,599	\$ -	\$ 16,874
Parish's amortization of its change in proportionate share	(115,423)	-	(10,992)
Parish's amortization of actual contributions over its proportionate share of contributions.	(3,724,716)	(73,239)	242
<b>Total Pension Expense (Benefit) Recognized by Parish</b>	<b>\$ 779,460</b>	<b>\$ (73,239)</b>	<b>\$ 6,124</b>

At year end, the Parish reported deferred outflows of resources and deferred inflows of resources related to pensions from the following sources:

<b>Description</b>	<b>Deferred Outflows of Resources</b>	<b>Deferred Inflows of Resources</b>
<b>The Parochial System</b>		
Differences between expected and actual experience	\$ -	\$ 1,894,153
Net difference between projected and actual earnings on pension plan investments	-	7,931,356
Changes in assumptions	2,955,065	-
Changes in proportion to NPL	-	224,509
Differences between the Parish's contributions and its proportionate share of contributions	153,924	-
The Parish's contributions subsequent to the December 31, 2020 measurement date	3,425,109	-
<b>Total</b>	<b>\$ 6,563,098</b>	<b>\$ 10,050,018</b>
<b>The Registrar's System</b>		
Differences between expected and actual experience	\$ -	\$ 13,097
Net difference between projected and actual earnings on pension plan investments	2,170	-
Changes in assumptions	14,959	-
Changes in proportion to NPL	6,377	6,796
Differences between the Parish's contributions and its proportionate share of contributions	-	-
The Parish's contributions subsequent to the June 30, 2020 measurement date	5,794	-
<b>Total</b>	<b>\$ 29,300</b>	<b>\$ 19,893</b>
<b>Total for all Retirement Systems</b>	<b>\$ 6,563,398</b>	<b>\$ 10,069,911</b>

**NOTE 22—RETIREMENT SYSTEMS (CONTINUED)**

Deferred outflows of resources related to pensions resulting from the Parish's contributions subsequent to the measurement date totaled \$3,430,903 (\$3,425,109 for the Parochial System and \$5,794 for the Registrar's System). These amounts will be recognized as a reduction of the NPL in the year ended December 31, 2020.

Other amounts reported as deferred outflows of resources and deferred inflows of resources related to pensions will be recognized in pension expense as follows:

Fiscal Year Ending December 31,	The Parochial System	The Registrar's System
2021	\$ (1,564,059)	\$ (1,141)
2022	(2,038,710)	2,633
2023	232,570	68
2024	(3,570,830)	2,053
2025	-	-
2026	-	-

**Actuarial Assumptions**

A summary of the actuarial methods and assumptions used in determining the total pension liability are as follows:

The Parochial System

Valuation date	December 31, 2019
Actuarial cost method	Entry age normal cost
Expected remaining service lives	4 years
Investment rate of return	6.50% net of investment expense
Inflation rate	2.4% per annum
Salary increases	4.75% (2.35% Merit/2.4% Inflation)
Cost of Living adjustments	The present value of future retirement benefits is based on benefits currently being paid by the Parochial's System and includes previously granted cost of living increases. The present values do not include provisions for potential future increases not yet authorized by the Board of Trustees.

The mortality rate assumption used was set based upon an experience study performed on plan data for the period January 1, 2010 through December 31, 2014. The data was then assigned credibility weighting and combined with a standard table to produce current levels of mortality.

This mortality was then projected forward to a period equivalent to the estimated duration of the Parochial System's liabilities. Annuity values calculated based on this mortality were compared to those produced by using a set back of standards tables. The result of the procedure indicated that the tables used would produce liability values approximating the appropriate generational mortality tables.

**NOTE 22 –RETIREMENT SYSTEMS (CONTINUED)**

The long-term expected rate of return on pension plan investments was determined using a triangulation method which integrated the CAPM pricing model (top-down), a treasury yield curve approach (bottom-up) and an equity building-block model (bottom-up). Risk return and correlations are projected on a forward looking basis in equilibrium, in which best-estimates of expected future real rates of return (expected returns, net of pension plan investment expense and inflation) are developed for each major asset class. These rates are combined to produce the long-term expected rate of return by weighting the expected future real rates of return by the target asset allocation percentage and by adding expected inflation of 2.00% and an adjustment for the effect of rebalancing/diversification. The resulting expected long-term rate of return is 7.18% for the year ended December 31, 2019.

Best estimates of real rates of return for each major asset class included in the Parochial System's target asset allocation as of December 31, 2019 are summarized in the following table:

<b>Asset Class</b>	<b>Target Asset Allocation</b>	<b>Long-Term Expected Portfolio Real Rate of Return</b>
Fixed Income	35%	1.05%
Equity	52%	3.41%
Alternatives	11%	0.61%
Real estate	2%	0.11%
Totals	100%	5.18%
Inflation		2.00%
Expected Arithmetic Nominal Return		7.18%

**The Registrar's System**

Valuation date	June 30, 2020
Actuarial cost method	Entry age normal cost
Expected remaining service lives	5 years
Investment rate of return	6.40% net of investment expense
Inflation rate	2.3% per annum
Salary increases	5.25%
Cost of Living adjustments	

The present value of future retirement benefits is based on benefits currently being paid by the Registrar's System and includes previously granted cost of living increases. The present values do not include provisions for potential future increases not yet authorized by the Board of Trustees.

The mortality rate assumption used was verified by combining data from this plan with three other statewide plans which have similar workforce composition in order to produce a credible experience. The aggregated data was collected over the period July 1, 2010 through June 30, 2014. The data was then assigned credibility weighting and combined with a standard table to produce current levels of mortality. This mortality was then projected forward to a period equivalent to the estimated duration of the Registrar's System's liabilities. Annuity values calculated based on this mortality were compared to those produced by using a setback of standard tables. The result of the procedure indicated that these tables would produce liability values approximating the appropriate generational mortality tables used.



**NOTE 22 –RETIREMENT SYSTEMS (CONTINUED)**

The estimated long-term expected rate of return on pension plan investments was determined using a building-block method in which best-estimates ranges of expected future real rates of return (expected returns, net of pension plan investment expense and inflation) are developed for each major asset class. These ranges are combined to produce the long-term expected rate of return by weighting the expected future real rates of return by the target asset allocation percentage and by adding expected inflation. The resulting long-term rate of return was 8.75% as of June 30, 2020.

Best estimates of real rates of return for each major asset class included in the Registrar's System's target asset allocation as of June 30, 2020 are summarized in the following table:

<b>Asset Class</b>	<b>Target Asset Allocation</b>	<b>Long-Term Expected Portfolio Real Rate of Return</b>
Domestic Equities	37.5%	2.81%
International Equities	20.0%	1.70%
Domestic Fixed Income	12.5%	0.31%
International	10.0%	0.35%
Alternatives Investments	10.0%	0.63%
Real Estate	10.0%	0.45%
Totals	100%	6.25%
Inflation		2.50%
Expected Arithmetic Nominal Return		8.75%

**Discount Rate**

The discount rate used to measure the total pension liability for the Parochial System and Registrar System was 6.00%. The projection of cash flows used to determine the discount rate assumed that contributions from plan members will be made at the current contribution rates and that contributions from participating employers will be made at the actuarially determined rates approved by PRSAC taking into consideration the recommendation of each of the system's actuary. Based on those assumptions, each of the system's fiduciary net position was projected to be available to make all projected future benefit payments of current plan members. Therefore, the long-term expected rate of return on pension plan investments was applied to all periods of projected benefit payments to determine the total pension liability.

**Sensitivity of the Proportionate Share of the NPL to Changes in the Discount Rate.**

The following presents the Parish's proportionate share of the Net Pension Liability using the discount rate, as well as what the Parish's proportionate share of the Net Pension Liability would be if it were calculated using a discount rate that is one percentage-point lower or one percentage-point higher than the current rate:

	<b>1.0% Decrease</b>	<b>Current Discount Rate</b>	<b>1.0% Increase</b>
The Parochial System - Parish's proportionate share of the net pension liability	\$ 22,868,581	\$ 211,587	\$ (18,774,532)
The Registrar's System - Parish's proportionate share of the net pension liability	\$ 133,244	\$ 81,137	\$ 36,728

**NOTE 22 –RETIREMENT SYSTEMS (CONTINUED)**

**Support of Non-employer Contributing Entities**

Contributions received by a pension plan from non-employer contributing entities that are not in a special funding situation are recorded as revenue by the respective pension plan. The Parish recognizes revenue in an amount equal to their proportionate share of the total contributions to the pension plan from these non-employer contributing entities. During the year ended December 31, 2020, the Parish recognized revenue as a result of support received from non-employer contributing entities of \$375,655. The Parochial System and Registrar's System paid out \$363,725, and \$11,934, respectively, for their participation in the Parish's Pension and Relief Fund.

**Pension Plan Fiduciary Net Position**

The Parochial System and the Registrar's System issue publicly available financial reports that include financial statements and required supplementary information for the systems. Detailed information about each system's fiduciary net position is available in these separately issued financial reports. These reports may be obtained by visiting the Louisiana Legislative Auditor's website at [www.la.la.gov](http://www.la.la.gov) and searching under the Reports section.

**NOTE 23 –TAX ABATEMENTS**

St. Charles Parish negotiates property tax abatement agreements on an individual basis. Each agreement was negotiated for a variety of economic development purposes, including business relocation, retention, and expansion. The Parish has tax abatement agreements with twenty five entities as of December 31, 2020:

- Twenty-five (25) manufacturing companies, through an agreement negotiated with Louisiana Economic Development (LED) and ratified by the Louisiana Board of Commerce & Industry, participate in the Industrial Tax Exemption Program. The Industrial Tax Exemption Program may be granted to manufacturers located within Louisiana. The Industrial Tax Exemption Program abates a manufacturer’s local property taxes for up to ten (10) years, for any new investment and annual capitalized additions related to the company’s manufacturing project. Below are the twenty-five manufacturing companies, their taxable assessed values, and the Parish portion of their exempt taxes.

<b>Parcel ID</b>	<b>2020 Assessed Value</b>	<b>Taxes Exempted/Parish Portion</b>
E80000000012	\$ 23,878,824	\$ 2,805,762
E80000000022	\$ 2,901,295	\$ 342,788
E80000000025	\$ 394,344	\$ 46,592
E80000000027	\$ 170,042	\$ 20,090
E80000000030	\$ 963,167	\$ 113,798
E80000000035	\$ 26,306,632	\$ 3,091,029
E80000000039	\$ 664,966	\$ 78,134
E80000000041	\$ 43,952,369	\$ 5,164,403
E80000000044	\$ 209,739,834	\$ 24,780,761
E800EAS00044	\$ 7,874,185	\$ 925,217
E80000000056	\$ 133,995	\$ 15,832
E80000000062	\$ 7,045,422	\$ 832,417
E80000000075	\$ 624,651	\$ 73,803
E80000000080	\$ 4,516,667	\$ 533,644
E80000000083	\$ 91,022,142	\$ 10,695,102
E80000000095	\$ 13,661,941	\$ 1,605,278
E80000000109	\$ 392,542	\$ 46,124
E80000000113	\$ 291,667	\$ 34,460
E80000000125	\$ 46,729,435	\$ 5,521,083
E80000000140	\$ 321,207,998	\$ 37,741,940
E80000000151	\$ 889,723	\$ 104,542
E8000000044E	\$ 1,353,096	\$ 158,989
E8000000090D	\$ 27,234,523	\$ 3,200,056
E8000000090E	\$ 374,170	\$ 43,965
E80000000W 12	\$ 17,817,836	\$ 2,105,177

**NOTE 23 –TAX ABATEMENTS (CONTINUED)**

St. Charles Parish (the Parish), through the Parish Council and the St. Charles Parish Industrial Development Board (IDB), negotiates Payment-In-Lieu-Of-Tax (PILOT) agreements. The Louisiana Constitution provides that public land and property used for a “public purpose” is exempt from Ad Valorem property tax. Certain public bodies that are given economic development powers (there are some in virtually all jurisdictions) may acquire property in connection with authorized economic development undertakings and the authorizing acts permitting the acquisition recognize that the acquisition and ownership of the property serves a public purpose and is exempt from Ad Valorem property tax. Each of the laws that recognize this result provide that the public body may require a PILOT in an amount not exceeding the amount that would be paid in taxes if the property were to be subject to Ad Valorem property taxes. Each agreement was negotiated for a variety of economic development purposes, including business relocation, retention, and expansion. The Parish has PILOT agreements with three (3) entities as of December 31, 2020:

- St. Charles Parish utilized, among other incentives, a PILOT agreement to successfully recruit a men’s accessories company. The calculation of the PILOT includes a property tax exemption on the company’s newly constructed logistical headquarters and freezes Ad valorem tax liability at the pre-sale assessed value of \$12,260. In today’s value, considering the depreciation of the eighteen-year-old building, the abatement is valued at approximately \$100,000. In exchange for the abatement, the Parish also receives the SUT taxes during the construction and equipping of the facility, the full payment due on the company’s personal property and the tax revenue benefits of the local hiring and payroll requirements that are detailed in the PILOT or lease agreement with the company. It should be noted, this company currently pays over \$500,000 in property taxes, making it one of the top non-industrial taxpayers in St. Charles Parish.
- An RV Sales and Service Center also participates in a PILOT agreement in order to receive a discounted property tax liability. The PILOT was a means to induce further development in St. Charles Parish and to enhance the drainage system around the company’s project. Under the agreement, the company’s PILOT equals \$200/year or the estimated tax owed on the land prior to purchase. The land was part of a larger parcel of previously classified wetlands that was unmitigated and out of commerce. Under the agreement the company is expected to spend approximately \$3,000,000 to construct a recreation vehicle sales and service center and upon completion, fully pay all personal property taxes owed on the new facility and furniture, fixtures, and equipment within; fully pay all taxes owed on all inventory; and pay full property taxes owed on the adjoining land that was optioned and subsequently purchased for future development. Other Parish benefits derived from the company’s project include increased SUT collections from parts and accessories sales and service and the benefits of the local hires employed by the company. Project construction was completed in the summer of 2019.
- The Parish also utilized a PILOT agreement to retain and induce the expansion of a maritime servicing firm. At risk of losing the company to a community with a lower millage rate, the PILOT agreement secured the company’s long-term commitment to the Parish, retained the company’s 105 employees with a \$10 million plus payroll, and induced the construction and equipping of an \$18 million multi-story office and training facility. In exchange, the company’s PILOT includes a graduated discount on the tax liability owed on the land and office building. For 2020 the PILOT was \$4,604 or about 71% of the pre-sale Ad valorem liability. Under the PILOT agreement, the Parish receives the full benefits of the SUT generated by the purchases during construction and essential for equipping the facility; the benefits derived from the mandated employment and payroll growth and the associated local hiring requirements; the “claw back” payments for failure to satisfy the employment and payroll requirements; and a \$17,000 administrative rent paid to the St. Charles Parish IDB. For 2020, a claw back payment of \$2,043 was also received due to employment and payroll requirements not being adequately satisfied for 2020.

**NOTE 24 –SUBSEQUENT EVENTS**

The Parish has evaluated subsequent events through November 30, 2021, the date the financial statements were available to be issued.

On July 14, 2021, the Parish successfully refunded \$12,490,000 of the \$18,265,000 outstanding Water Revenue Refunding Bonds, Series 2015, resulting in a net present value benefit of \$535,987 for the Waterworks Department.



**REQUIRED SUPPLEMENTAL INFORMATION  
OTHER THAN MANAGEMENT'S DISCUSSION  
AND ANALYSIS**

**SCHEDULES OF CHANGES IN NET OPEB LIABILITY AND RELATED RATIOS**  
**FOR THE YEAR ENDED DECEMBER 31, 2020**

	<u>2018</u>	<u>2019</u>	<u>2020</u>
<b>Total OPEB Liability</b>			
Service cost	\$ 48,601	\$ 49,328	\$ 98,737
Interest	1,190,276	1,153,034	1,174,272
Changes of benefit terms	-	-	-
Differences between expected and actual experience	(940,743)	241,545	(317,478)
Changes of assumptions	-	-	725,929
Benefit payments	<u>(1,015,061)</u>	<u>(1,070,889)</u>	<u>(967,395)</u>
<b>Net change in total OPEB liability</b>	(716,927)	373,018	714,065
<b>Total OPEB liability - beginning</b>	<u>24,313,053</u>	<u>23,596,126</u>	<u>23,969,144</u>
<b>Total OPEB liability - ending (a)</b>	<u>\$ 23,596,126</u>	<u>\$23,969,144</u>	<u>\$24,683,209</u>
<b>Plan Fiduciary Net Position</b>			
Contributions - employer	\$ 969,690	\$ 1,016,591	\$ 788,362
Contributions - member	-	-	-
Net investment income	59,700	278,009	217,223
Benefit payments	-	-	-
Administrative expense	-	(2,091)	(1,501)
Net change in plan fiduciary net position	<u>1,029,390</u>	<u>1,292,509</u>	<u>1,004,084</u>
<b>Plan fiduciary net position - beginning</b>	<u>5,349,366</u>	<u>6,378,756</u>	<u>7,671,265</u>
<b>Plan fiduciary net position - ending (b)</b>	<u>\$ 6,378,756</u>	<u>\$ 7,671,265</u>	<u>\$ 8,675,349</u>
<b>Net OPEB liability - ending (a) - (b)</b>	<u>\$ 17,217,370</u>	<u>\$16,297,879</u>	<u>\$16,007,860</u>
Plan fiduciary net position as a percentage of the total OPEB liability	27.03%	32.00%	35.15%
Covered payroll	\$ 23,374,195	\$24,309,163	\$23,873,807
Net OPEB liability as a percentage of covered payroll	73.66%	67.04%	67.05%
<b>Notes to Schedule:</b>			
<i>Benefit Changes.</i>	None	None	None
<i>Changes of Assumptions. Discount Rate:</i>	5.00%	5.00%	3.50%

This schedule is intended to show information for 10 years. Additional years will be displayed as they become available.

**SCHEDULES OF EMPLOYER CONTRIBUTIONS- OTHER POST EMPLOYMENT BENEFITS**

<b>Actuarially determined contribution</b>		\$	1,158,937
<b>Contributions in relation to the actuarially determined contribution</b>			
Employer contributions to trust	788,362		
Employer-paid retiree premiums	967,395		
			<u>1,755,757</u>
<b>Contribution deficiency (excess)</b>		\$	<u>(596,820)</u>
Covered annual payroll		\$	23,873,807
Contributions as a percentage of covered employee payroll			7.35%

See accompanying Independent Auditors' Report.



**SCHEDULES OF INVESTMENT RETURNS- OTHER POST EMPLOYMENT BENEFITS**

	<b>2020</b>	<b>2019</b>	<b>2018</b>	<b>2017</b>	<b>2016</b>	<b>2015</b>	<b>2014</b>
<b>Annual money-weighted rate of return, net of investment expense</b>	2.70%	4.12%	1.09%	1.54%	1.92%	0.51%	0.83%



**Parish of St. Charles**  
 General Fund  
 Schedule of Revenues, Expenditures, and Changes  
 in Fund Balance-Budget and Actual  
 For the Year Ended December 31, 2020

	Budgeted Amounts		Actual Amounts	Variance with Final Budget
	Original	Final		
<b>REVENUES</b>				
<b>Taxes:</b>				
Ad valorem taxes	\$ 4,755,000	\$ 4,955,273	\$ 4,955,273	\$ -
General sales tax (1/2%)	8,860,000	9,094,846	9,124,688	29,842
General sales tax (3/8%)	6,610,000	6,787,686	6,812,867	25,181
Alcoholic beverage tax	41,000	43,842	43,842	-
Airport expansion agreement	744,000	447,480	447,480	-
Cable TV franchise tax	760,000	749,106	749,106	-
<b>Total taxes</b>	<u>21,770,000</u>	<u>22,078,233</u>	<u>22,133,256</u>	<u>55,023</u>
<b>Licenses and permits:</b>				
Alcoholic beverage - low content	4,500	4,699	4,699	-
Alcoholic beverage - high content	8,000	8,109	8,109	-
License - occupational general	740,000	739,217	739,217	-
License - insurance	570,000	573,539	573,539	-
License - bingo	100	-	-	-
License - taxi cabs	500	-	-	-
<b>Total licenses and permits</b>	<u>1,323,100</u>	<u>1,325,564</u>	<u>1,325,564</u>	<u>-</u>
<b>Intergovernmental:</b>				
Federal grants:				
Civil Defense	29,000	30,000	30,000	-
2020 Cares Act	-	403,276	96,834	(306,442)
Disaster Relief (FEMA)	-	19,879	19,879	-
Hazard Mitigation Grant	-	1,068,422	1,068,422	-
USDA Housing Grant	-	40,458	40,458	-
CSBG-administration	23,389	19,683	19,683	-
CSBG-program activities	83,881	92,483	92,483	-
CSBG-Cares Act Funding	-	96,833	48,012	(48,821)
Summer food service program	21,000	-	-	-
Energy assistance	35,000	79,122	79,122	-
Home program	133,382	26,890	26,890	-
Land lease	21,000	21,604	21,604	-
Department of Health & Human Serv.	16,000	17,201	17,201	-
<b>Total federal grants</b>	<u>362,652</u>	<u>1,915,851</u>	<u>1,560,588</u>	<u>(355,263)</u>

(Continued)

**Parish of St. Charles**  
General Fund  
Schedule of Revenues, Expenditures, and Changes  
in Fund Balance-Budget and Actual  
For the Year Ended December 31, 2020

	Budgeted Amounts		Actual Amounts	Variance with Final Budget
	Original	Final		
<b>REVENUES (continued)</b>				
<b>Intergovernmental (continued):</b>				
State grants:				
Highway fund #2	\$ 50,000	\$ 50,000	\$ 50,000	\$ -
Mass Transit Assistance	75,000	78,649	78,649	-
Dept. of Natural Resources	21,000	16,357	16,357	-
Economic development enterprise fd.	175,000	229,222	229,222	-
Total state grants	<u>321,000</u>	<u>374,228</u>	<u>374,228</u>	<u>-</u>
State shared:				
Severance tax	800,000	633,928	633,928	-
Parish royalty fund	200,000	192,997	192,997	-
Video poker	375,000	329,534	329,534	-
Total state shared	<u>1,375,000</u>	<u>1,156,459</u>	<u>1,156,459</u>	<u>-</u>
State payment in lieu of taxes	71,000	83,554	83,554	-
Local grants:				
Entergy Grants	5,000	-	-	-
SPILT - Community services	30,000	20,000	20,000	-
LACAP -Share the warmth	300	84	84	-
LACAP -Client education	5,000	-	-	-
Other Grants	2,000	-	-	-
Total local grants	<u>42,300</u>	<u>20,084</u>	<u>20,084</u>	<u>-</u>
<b>Total intergovernmental</b>	<u>2,171,952</u>	<u>3,550,176</u>	<u>3,194,913</u>	<u>(355,263)</u>
<b>Fees, charges, &amp; commissions:</b>				
General government:				
Court costs, fees, and charges	14,000	11,300	11,300	-
Zoning & subdivision fees	120,000	133,644	133,644	-
Sale of maps & publications	350	46	46	-
Miscellaneous revenues	4,000	1,271	1,271	-
Motor vehicle transaction fees	24,000	14,472	14,472	-
Drivers license reinstatement fees	2,000	1,909	1,909	-
Bookkeeping & Adm. Services	3,000	6,710	6,710	-
Total general government	<u>167,350</u>	<u>169,352</u>	<u>169,352</u>	<u>-</u>
Public works:				
Inspection Fees	324,000	345,363	345,363	-
Weed & grass cutting charges	4,000	9,899	9,899	-
Weed & grass cutting - tax roll	10,000	21,820	21,820	-
Derelict structure charges	2,500	-	-	-
Total public works	<u>340,500</u>	<u>377,082</u>	<u>377,082</u>	<u>-</u>
Health and welfare:				
Animal control	45,000	42,581	42,581	-
Coroner	12,500	19,120	19,120	-
Institutional charges	40,000	42,500	42,500	-
Total health and welfare	<u>97,500</u>	<u>104,201</u>	<u>104,201</u>	<u>-</u>
Culture and Recreation:				
Community Center Rentals	80,000	22,214	22,214	-
Facility Use Charges	30,000	8,990	8,990	-
Summer Enrichment Program	9,000	-	-	-
Concessions	1,000	709	709	-
Total Culture and Recreation	<u>120,000</u>	<u>31,913</u>	<u>31,913</u>	<u>-</u>
<b>Total fees, charges, &amp; comm.</b>	<u>725,350</u>	<u>682,548</u>	<u>682,548</u>	<u>-</u>

(Continued)

**Parish of St. Charles**  
General Fund  
Schedule of Revenues, Expenditures, and Changes  
in Fund Balance-Budget and Actual  
For the Year Ended December 31, 2020

	Budgeted Amounts		Actual Amounts	Variance with Final Budget
	Original	Final		
<b>REVENUES (continued)</b>				
<b>Fines and forfeitures:</b>				
Court fines:				
Boykins	\$ 4,000	\$ 3,244	\$ 3,244	\$ -
Witness fees - deputies	500	305	305	-
Criminal jury fees	80,000	70,851	70,851	-
Juvenile fees	20,000	14,430	14,430	-
<b>Total fines and forfeitures</b>	<u>104,500</u>	<u>88,830</u>	<u>88,830</u>	<u>-</u>
<b>Uses of money and property:</b>				
Interest earnings	681,650	729,329	731,016	1,687
Royalties	10,000	3,452	3,452	-
<b>Total uses of money and property</b>	<u>691,650</u>	<u>732,781</u>	<u>734,468</u>	<u>1,687</u>
<b>Miscellaneous revenues:</b>				
Refunds-insurance	200,000	363,455	363,455	-
Rents - Leases	5,500	73,680	73,680	-
Judgements Recovered	-	325,000	325,000	-
Homeowner Road Home	-	36,018	36,018	-
Mortgage Assistance Program	-	36,703	36,703	-
Gifts & donations	118,500	140,546	140,546	-
Indirect Cost Alloc. - Tax Agencies	11,800	7,366	7,366	-
Indirect Cost Alloc. - Comp Units	370,000	338,326	338,326	-
<b>Total miscellaneous revenues</b>	<u>705,800</u>	<u>1,321,094</u>	<u>1,321,094</u>	<u>-</u>
<b>Total revenues</b>	<u>27,492,352</u>	<u>29,779,226</u>	<u>29,480,673</u>	<u>(298,553)</u>
<b>EXPENDITURES</b>				
<b>General government:</b>				
<i>Legislative:</i>				
Parish Council	2,123,520	1,519,590	1,519,592	(2)
Ordinance and Proceedings	36,000	25,064	25,064	-
Public Information	575,820	427,030	427,031	(1)
Police Jury Association	54,000	52,186	52,186	-
<i>Judicial:</i>				
District Court	1,570,743	1,473,876	1,474,505	(629)
Grand Jury	17,400	786	786	-
District Attorney	2,168,964	1,484,276	1,484,276	-
Clerk of Court	282,400	268,015	268,015	-
Ward Courts	153,825	149,402	149,402	-
<i>Executive:</i>				
Parish President	981,335	977,251	977,250	1
<i>Elections:</i>				
Registrar of Voters	154,735	147,076	147,077	(1)
Elections	24,600	13,791	13,791	-
<i>Financial and Administration:</i>				
Finance	1,483,340	1,460,786	1,460,787	(1)
Purchasing	695,377	697,611	697,611	-
Personnel	564,145	461,246	463,330	(2,084)
Legal	458,283	503,103	503,103	-
Taxation-Assessor	1,500	-	-	-
Taxation-Collector	182,345	160,317	160,317	-

(Continued)

**Parish of St. Charles**  
General Fund  
Schedule of Revenues, Expenditures, and Changes  
in Fund Balance-Budget and Actual  
For the Year Ended December 31, 2020

	Budgeted Amounts		Actual Amounts	Variance with Final Budget
	Original	Final		
<b>EXPENDITURES (continued):</b>				
<i>Other General Administration:</i>				
Planning and Zoning	\$ 1,605,960	\$ 1,262,116	\$ 1,262,116	\$ -
Coastal Zone Management	732,463	360,714	360,713	1
ICC Building Codes	713,633	661,480	661,481	(1)
Data Processing	2,234,725	1,892,138	1,892,136	2
Research and Investigations	93,200	146,433	146,666	(233)
Cable TV	50,000	2,429	2,429	-
General Government Buildings	8,941,970	4,465,079	4,462,307	2,772
Retirement System Contribution	173,500	164,799	164,799	-
Retired Employees Insurance	282,250	274,580	274,580	-
Risk Management	541,320	275,214	275,210	4
Grants Administration	352,235	338,573	338,575	(2)
<b>Total general government</b>	<b>27,249,588</b>	<b>19,664,961</b>	<b>19,665,135</b>	<b>(174)</b>
<b>Public safety:</b>				
Sheriff	1,974,710	978,478	978,480	(2)
Juvenile	36,960	18,325	18,324	1
Emergency Preparedness	463,705	486,361	486,361	-
Emergency Preparedness Subsidiary	608,993	1,628,950	1,628,950	-
EOC 24 Hour Coverage	861,825	865,431	865,459	(28)
Motor Vehicle	34,240	28,550	28,590	(40)
<b>Total public safety</b>	<b>3,980,433</b>	<b>4,006,095</b>	<b>4,006,164</b>	<b>(69)</b>
<b>Health and welfare:</b>				
Coroner	650,775	540,651	540,649	2
Animal Control	1,159,475	836,314	836,315	(1)
Health & Safety Rehabilitation	69,605	66,479	66,479	-
Revitalization Plan	10,664	-	-	-
Housing Preservation	74,800	72,308	72,308	-
Community Action	1,312,620	687,047	689,817	(2,770)
Energy Assistance	23,795	20,959	20,960	(1)
Community Service Centers	403,810	281,637	281,638	(1)
Summer Feeding Program	87,345	16,312	16,313	(1)
LIHEAP- Admin	50,220	34,978	34,978	-
CSBG- Sub Grant	14,000	44,237	44,245	(8)
CSBG- Administration	29,255	19,683	19,683	-
CSBG- Program Support	92,465	92,482	92,483	(1)
Home Program	288,975	198,039	198,037	2
CSBG Cares Act	-	48,009	48,012	(3)
Community Center	617,221	349,009	349,009	-
<b>Total health and welfare</b>	<b>4,885,025</b>	<b>3,308,144</b>	<b>3,310,926</b>	<b>(2,782)</b>

(Continued)

**Parish of St. Charles**  
General Fund  
Schedule of Revenues, Expenditures, and Changes  
in Fund Balance-Budget and Actual  
For the Year Ended December 31, 2020

	Budgeted Amounts		Actual Amounts	Variance with Final Budget
	Original	Final		
<b>EXPENDITURES (continued):</b>				
<b>Economic development &amp; assistance:</b>				
Parish Farm Agent	\$ 98,752	\$ 81,512	\$ 81,513	\$ (1)
Economic Development	1,165,320	842,100	842,107	(7)
Tourist Information Center	92,355	23,744	23,744	-
Veterans Service Officer	10,200	2,964	2,964	-
Public Housing	3,600	908	908	-
<b>Total economic development &amp; assistance</b>	<u>1,370,227</u>	<u>951,228</u>	<u>951,236</u>	<u>(8)</u>
<b>Debt Service:</b>				
Fiscal charges	3,000	-	-	-
<b>Total expenditures</b>	<u>37,488,273</u>	<u>27,930,428</u>	<u>27,933,461</u>	<u>(3,033)</u>
Excess (deficiency) of revenues over (under) expenditures	<u>(9,995,921)</u>	<u>1,848,798</u>	<u>1,547,212</u>	<u>(301,586)</u>
<b>OTHER FINANCING SOURCES (USES)</b>				
<b>Transfers in:</b>				
1/2% P.I. Sales Tax Reserve	7,180	2,294	2,323	29
Indirect cost allocation	1,559,850	2,813,769	2,813,769	-
Criminal Court	2,870	-	-	-
<b>Total transfers in</b>	<u>1,569,900</u>	<u>2,816,063</u>	<u>2,816,092</u>	<u>29</u>
<b>Transfers out:</b>				
Road & Drainage M&O	(3,350,000)	(3,350,000)	(3,350,000)	-
Road & Drainage capital	(250,000)	-	-	-
Solid Waste Collection & Disposal	(175,700)	(450,000)	(450,000)	-
RSVP	(185,000)	(185,000)	(185,000)	-
Recreation	(6,051,466)	(48,598)	(48,598)	-
Criminal Court	-	(135,000)	(135,000)	-
Wastewater Utility System	(1,000,000)	(1,000,000)	(1,000,000)	-
<b>Total transfers out</b>	<u>(11,012,166)</u>	<u>(5,168,598)</u>	<u>(5,168,598)</u>	<u>-</u>
Compensation for Loss	-	-	-	-
Proceeds From the Sale of Assets	28,000	61,969	61,969	-
<b>Total other financing</b>	<u>(9,414,266)</u>	<u>(2,290,566)</u>	<u>(2,290,537)</u>	<u>29</u>
<b>Net change in fund balance</b>	<u>(19,410,187)</u>	<u>(441,768)</u>	<u>(743,325)</u>	<u>(301,557)</u>
Fund balance-beginning	<u>23,703,895</u>	<u>49,534,326</u>	<u>49,534,326</u>	<u>-</u>
<b>Fund balance-ended</b>	<u>\$ 4,293,708</u>	<u>\$ 49,092,558</u>	<u>\$ 48,791,001</u>	<u>\$ (301,557)</u>

Notes to Required Supplementary Information: The budget is legally adopted by the Parish on a basis that is consistent with generally accepted accounting principles.





**Parish of St. Charles**  
 Road and Drainage Maintenance and Operation Fund  
 Schedule of Revenues, Expenditures, and Changes  
 in Fund Balance-Budget and Actual  
 For The Year Ended December 31, 2020

	Budgeted Amounts		Actual Amounts	Variance with Final Budget
	Original	Final		
<b>REVENUES</b>				
Taxes:				
Ad valorem taxes	\$ 8,855,000	\$ 9,222,751	\$ 9,222,751	\$ -
Sales taxes	18,442,415	18,964,343	18,964,343	-
Total taxes	<u>27,297,415</u>	<u>28,187,094</u>	<u>28,187,094</u>	<u>-</u>
Intergovernmental revenues:				
Federal grants:				
2020 Cares Act	-	1,250,000	1,250,000	-
Disaster Relief	-	137,943	137,943	-
Hazard Mitigation	-	402,611	402,611	-
Flood Control Act	5,000	-	-	-
Federal Highway Adm. Grant	-	636,755	662,079	25,324
State grants:				
Department of Natural Resources	586,000	232,279	232,279	-
State payment in lieu of taxes	45,000	46,176	46,176	-
Local grants:				
Total intergovernmental revenues	<u>636,000</u>	<u>2,705,764</u>	<u>2,731,088</u>	<u>25,324</u>
Fees, charges, and commissions:				
Zoning & Subdivision Fees	18,000	11,884	11,884	-
Inspection Fees	15,000	36,727	36,727	-
Culvert fees	27,000	20,925	20,925	-
Royalties	7,000	4,117	4,117	-
Miscellaneous fees	25,000	7,057	7,058	1
Total fees, charges, and commissions	<u>92,000</u>	<u>80,710</u>	<u>80,711</u>	<u>1</u>
Investment earnings	<u>739,000</u>	<u>562,879</u>	<u>563,442</u>	<u>563</u>
Miscellaneous:				
Utility Rebates	-	1,556	1,556	-
Refunds Insurance	-	3,528	3,528	-
Total Miscellaneous	<u>-</u>	<u>5,084</u>	<u>5,084</u>	<u>-</u>
Total revenues	<u>28,764,415</u>	<u>31,541,531</u>	<u>31,567,419</u>	<u>25,888</u>

**Parish of St. Charles**  
Road and Drainage Maintenance and Operation Fund  
Schedule of Revenues, Expenditures, and Changes  
in Fund Balance-Budget and Actual  
For The Year Ended December 31, 2020

	Budgeted Amounts		Actual Amounts	Variance with Final Budget
	Original	Final		
<b>EXPENDITURES</b>				
Current:				
Public safety	\$ 1,615	\$ 42,178	\$ 42,178	\$ -
Public works	26,204,142	19,888,054	19,891,364	(3,310)
Capital outlay	11,511,100	8,135,305	8,135,325	(20)
Total expenditures	<u>37,716,857</u>	<u>28,065,537</u>	<u>28,068,867</u>	<u>(3,330)</u>
Excess (deficiency) of revenues over (under) expenditures	<u>(8,952,442)</u>	<u>3,475,994</u>	<u>3,498,552</u>	<u>22,558</u>
<b>OTHER FINANCING SOURCES (USES)</b>				
Transfers in:				
General fund	3,350,000	3,350,000	3,350,000	-
Total transfers in	<u>3,350,000</u>	<u>3,350,000</u>	<u>3,350,000</u>	<u>-</u>
Transfers out:				
Indirect cost allocation	(1,000,000)	(1,601,900)	(1,601,900)	-
Total transfers out	<u>(1,000,000)</u>	<u>(1,601,900)</u>	<u>(1,601,900)</u>	<u>-</u>
Proceeds From Sale of Assets	-	-	6,858	6,858
Compensation For Loss/Damaged Assets	-	6,858	-	(6,858)
Total other financing	<u>2,350,000</u>	<u>1,754,958</u>	<u>1,754,958</u>	<u>-</u>
Net change in fund balance	(6,602,442)	5,230,952	5,253,510	22,558
Fund balance - beginning	<u>11,324,614</u>	<u>31,954,108</u>	<u>31,954,108</u>	<u>-</u>
Fund balance - ended	<u>\$ 4,722,172</u>	<u>\$ 37,185,060</u>	<u>\$ 37,207,618</u>	<u>\$ 22,558</u>

Notes to Required Supplementary Information: The budget is legally adopted by the Parish on a basis that is consistent with generally accepted accounting principles.

**Parish of St. Charles**  
**Flood Protection Fund**  
 Schedule of Revenues, Expenditures, and Changes  
 in Fund Balance-Budget and Actual  
 For The Year Ended December 31, 2020

	Budgeted Amounts		Actual Amounts	Variance with Final Budget
	Original	Final		
<b>REVENUES</b>				
Taxes:				
Ad valorem taxes	\$ 6,108,000	\$ 6,362,137	\$ 6,362,137	\$ -
Intergovernmental revenues:				
Federal grants:				
Dept. of Interior- Gulf of Mexico	1,943,949	1,105,910	1,105,910	-
Hazard Mitigation Grant	-	951,973	951,973	-
Delta Regional Authority	-	194,000	194,000	-
CPRA- GOMESA Funds	-	1,687,259	1,687,259	-
Coastal Protection & Restoration	-	786,506	786,506	-
BP Oil Spill	2,092,543	123,481	123,481	-
State grants:				
Dept. of Trans & Dev.	1,000,000	3,438,470	3,438,470	-
Facility Planning & Control Grant	-	15,630	15,630	-
Total intergovernmental revenue	<u>5,036,492</u>	<u>8,303,229</u>	<u>8,303,229</u>	<u>-</u>
Interest Earnings	306,530	110,352	111,666	1,314
Total revenues	<u>11,451,022</u>	<u>14,775,718</u>	<u>14,777,032</u>	<u>1,314</u>
<b>EXPENDITURES</b>				
Current:				
Intergovernmental	475,500	211,588	211,587	1
Capital Outlay	1,050,000	3,591,546	3,591,547	(1)
Total expenditures	<u>1,525,500</u>	<u>3,803,134</u>	<u>3,803,134</u>	<u>-</u>
Excess (deficiency) of revenues over (under) expenditures	9,925,522	10,972,584	10,973,898	1,314
<b>OTHER FINANCING SOURCES (USES)</b>				
Transfers out:				
General Fund	20,000	17,165	17,165	-
WBHPL Revenue Bond Sinking	1,094,969	1,094,969	1,094,969	-
Total transfers out	<u>1,114,969</u>	<u>1,112,134</u>	<u>1,112,134</u>	<u>-</u>
Total other financing	<u>(1,114,969)</u>	<u>(1,112,134)</u>	<u>(1,112,134)</u>	<u>-</u>
Net change in fund balance	8,810,553	9,860,450	9,861,764	1,314
Fund balance - beginning	<u>9,427,704</u>	<u>9,362,539</u>	<u>9,362,539</u>	<u>-</u>
Fund balance - ended	<u>\$ 18,238,257</u>	<u>\$ 19,222,989</u>	<u>\$ 19,224,303</u>	<u>\$ 1,314</u>

Notes to Required Supplementary Information: The budget is legally adopted by the Parish on a basis that is consistent with generally accepted accounting principles.

**Parish of St. Charles**  
 Recreation Maintenance and Operations Fund  
 Schedule of Revenues, Expenditures, and Changes  
 in Fund Balance-Budget and Actual  
 For The Year Ended December 31, 2020

	Budgeted Amounts		Actual Amounts	Variance with Final Budget
	Original	Final		
<b>REVENUES</b>				
Taxes:				
Ad valorem taxes	\$ 4,442,000	\$ 4,627,010	\$ 4,627,010	\$ -
Intergovernmental:				
State grants:				
Local Corporate Grant	450,000	-	-	-
Total intergovernmental revenues	450,000	-	-	-
Fees, charges and commissions:				
Rentals of parks and buildings	30,000	10,066	10,066	-
Admission Fees	15,000	-	-	-
Registration fees- adult leagues	5,500	1,200	1,200	-
Registration fees- miscellaneous leagues	50,000	64,645	64,645	-
Registration fees- summer camp	135,000	(14)	(14)	-
Registration fees- youth tournaments	1,500	-	-	-
Special athlete fees	25,000	8,886	8,886	-
Total fees, charges and commissions	262,000	84,783	84,783	-
Investment earnings	36,500	37,648	37,873	225
Miscellaneous revenues:				
Miscellaneous	100	171	171	-
Gifts and donations	-	77,100	77,100	-
Total fees, charges and commissions	100	77,271	77,271	225
Total revenues	5,190,600	4,826,712	4,826,937	450
<b>EXPENDITURES</b>				
Current:				
Health and Welfare	4,220,000	3,546,265	3,547,228	(963)
Capital outlay	8,403,000	337,845	337,845	-
Total expenditures	12,623,000	3,884,110	3,885,073	(963)
Excess (deficiency) of revenues over expenditures	(7,432,400)	942,602	941,864	(738)
<b>OTHER FINANCING SOURCES (USES)</b>				
Transfers in:				
General Fund	6,051,466	48,598	48,598	-
Total transfers in	6,051,466	48,598	48,598	-
Transfers out:				
General Fund	-	-	-	-
Indirect cost allocation	-	(150,000)	(150,000)	-
Total transfers out	-	(150,000)	(150,000)	-
Proceeds from sale of assets	-	9,563	9,563	-
Total other financing sources and uses	6,051,466	(91,839)	(91,839)	-
Net change in fund balance	(1,380,934)	850,763	850,025	(738)
Fund balances—beginning	1,247,652	1,872,583	1,872,583	-
Fund balances—ended	\$ (133,282)	\$ 2,723,346	\$ 2,722,608	\$ (738)

Notes to Required Supplementary Information: The budget is legally adopted by the Parish on a basis that is consistent with generally accepted accounting principles.

The notes to the financial statements are an integral part of this statement.

**Schedule of the Employer's Proportionate Share of the Net Pension Liability**

Year Ended December 31	Agency's proportion of the net pension liability (asset)	Agency's proportionate share of the net pension liability (asset)	Agency's covered payroll	Agency's proportionate share of the net pension liability (asset) as a percentage of its covered payroll	Plan fiduciary net position as a percentage of the total pension liability
<b>The Parochial System</b>					
2020	4.494706%	\$ 211,587	\$ 28,475,794	0.74%	99.90%
2019	4.413540%	\$ 19,588,875	\$ 27,141,562	72.17%	88.90%
2018	4.225043%	\$ (3,136,024)	\$ 26,005,811	-12.06%	92.20%
2017	4.080875%	\$ 8,404,616	\$ 24,201,837	34.73%	92.20%
2016	4.047616%	\$ 10,654,490	\$ 23,207,411	45.91%	92.20%
2015	3.964410%	\$ 1,083,911	\$ 22,645,711	4.79%	99.20%
<b>The Registrar of Voters</b>					
*					
2020	0.376630%	\$ 81,137	\$ 59,196	137.07%	83.30%
2019	0.415602%	\$ 77,718	\$ 57,080	136.16%	84.80%
2018	0.395142%	\$ 93,271	\$ 52,519	177.59%	80.60%
2017	0.369967%	\$ 82,212	\$ 50,670	160.28%	80.50%
2016	0.364240%	\$ 88,758	\$ 49,169	180.52%	74.00%
2015	0.372105%	\$ 86,029	\$ 48,410	177.71%	76.80%

\* Amounts presented were determined as of the measurement date (fiscal year ended June 30).

*Schedule is intended to show information for 10 years. Additional year will be displayed as the become available.*

See accompanying Independent Auditors' Report.

**Schedule of Employer Contributions**

Year Ended December 31	(a) Statutorily Required Contribution	(b) Contributions in relation to the statutorily required contribution	(a-b) Contribution Deficiency (Excess)	Agency's covered payroll	Contributions as a percentage of covered payroll
<b>The Parochial System</b>					
2020	\$ 3,425,109	\$ 3,425,109	\$ -	\$ 29,795,499	11.5%
2019	\$ 3,274,716	\$ 3,274,716	\$ -	\$ 28,475,794	11.5%
2018	\$ 2,440,450	\$ 2,440,450	\$ -	\$ 27,141,562	9.0%
2017	\$ 3,250,732	\$ 3,250,732	\$ -	\$ 26,005,811	12.5%
2016	\$ 3,146,240	\$ 3,146,240	\$ -	\$ 24,201,837	13.0%
2015	\$ 3,365,076	\$ 3,365,076	\$ -	\$ 23,207,411	14.5%
<b>The Registrar of Voters</b>					
2020	\$ 11,175	\$ 11,175	\$ -	\$ 62,081	18.0%
2019	\$ 10,257	\$ 10,257	\$ -	\$ 58,610	17.5%
2018	\$ 9,443	\$ 9,443	\$ -	\$ 55,550	17.0%
2017	\$ 9,693	\$ 9,693	\$ -	\$ 52,519	18.5%
2016	\$ 10,708	\$ 10,708	\$ -	\$ 50,393	21.2%
2015	\$ 11,605	\$ 11,605	\$ -	\$ 49,648	23.4%

\* Amounts presented were determined as of the measurement date (fiscal year ended December 31).

*Schedule is intended to show information for 10 years. Additional year will be displayed as the become available.*



## NONMAJOR GOVERNMENTAL FUNDS DESCRIPTIONS

### Special Revenue Funds

#### **Governmental Buildings Fund**

The Governmental Buildings Fund is dedicated for the purpose of improving, maintaining, and/or operating public buildings of the Parish and acquiring, constructing, improving, maintaining, and/or operating a 911 emergency telephone system, including the payment of necessary dispatch personnel.

#### **Parish Transportation Fund**

The Parish Transportation Fund accounts for the construction, maintenance, and operation of Parish roads and drainage, and assists in the cost of providing public transit. Financing is provided by the State Transportation Act.

#### **Road Lighting District No. 1 Fund**

The Road Lighting Fund accounts for the maintenance and operation of public lighting within the boundaries of District No. 1. Financing is provided by a specific ad valorem tax and state revenue sharing funds. In addition, the fund received miscellaneous revenues from fees and investment earnings.

#### **Mosquito Control Fund**

The Mosquito Control Fund is dedicated for the purpose of abatement, control, eradication, and study of mosquitoes and other arthropods and all activity incidental thereto. Financing is provided by ad valorem taxes and investment earnings.

#### **Retired Senior Volunteer Program Fund**

The Retired Senior Volunteer Program Fund accounts for the financial activities of the program operating under the authority of Title II, Part A, Section 201 of the Domestic Volunteer Service Act of 1973. Financing is provided by transfers from the General Fund, federal, state, local, and United Way Grant funds.

#### **Workforce Investment Act SDA 14 Fund**

St. Charles Parish is the grant recipient and administrative entity for the Workforce Investment Act local service delivery area No. 14 which encompasses the Parishes of St. Charles, St. John The Baptist, and St. James. The Workforce Investment Act was established by Public Law 105-220 on August 7, 1998. Funding is provided by grants from the United States Department of Labor through the Louisiana Department of Labor.

#### **Criminal Court Fund**

The Criminal Court Fund was established under Section 571.11 of Title 15 of the Louisiana Revised Statutes of 1950, which provides that fines and forfeitures imposed by district courts and district attorney's conviction fees in criminal cases be transferred to the parish treasurer and deposited into a special "Criminal Court Fund" account, to be used for the expenses of the criminal court of the Parish. The statutes also requires that one half of the fund balance remaining in the Criminal Court Fund at December 31, of each year be transferred to the Parish General Fund.

(Continued)



## NONMAJOR GOVERNMENTAL FUNDS DESCRIPTIONS

### Debt Service Funds

#### **One Half Percent Public Improvement Sales Tax Sinking Fund**

The One Half Percent Public Improvement Sales Tax Bond Sinking Fund accounts for the retirement of the Public Improvement Sales Tax Refunding Series 2002 bonds dated March 6, 2002 . Financing is provided by a one half percent Parish sales tax.

#### **Public Improvement Three-Eighth Percent Sales Tax Sinking Fund**

The Public Improvement Three-Eighth Percent Sales Tax Bond Sinking Fund accounts for the retirement of Public Improvement Sales Tax Series 2003 bonds dated July 1, 2003 and Public Improvement Sales Tax Series 2013 Bond dated July 1, 2013. Financing is provided by a Three-Eighth Percent Parish sales tax.

#### **One Half Percent Public Improvement Sales Tax Reserve Fund**

The One Half Percent Public Improvement Sales Tax Bond Reserve Fund was established pursuant to ordinances authorizing the issuance of One Half Percent Public Improvement Sales Tax Bonds. Monies in this fund will be used in the event sufficient sales tax revenues are not available for retirement of bonds in the One Half Percent Public Improvement Sales Tax Bond Sinking Fund.

#### **One-Eighth Percent Public Improvement Sales Tax Sinking Fund**

The One-Eighth Percent Public Improvement Sales Tax Sinking Fund accounts for the retirement of the public improvement sales tax revenue bonds dated June 1, 2007. Funding is provided by a One-Eighth percent Parish sales tax.

#### **One-Eighth Percent Public Improvement Sales Tax Reserve Fund**

The One-Eighth Percent Public Improvement Sales Tax Reserve Fund was established pursuant to ordinances authorizing the issuance of One-Eighth Percent Public Improvement Sales Tax Bonds for the purpose of paying the debt service on One-Eighth Percent Public Improvement Sales Tax Bonds in the event sufficient One-Eighth percent sales tax revenues are not available for the retirement of bonds in the Public Improvement One-Eighth Percent Sales Tax Bond Sinking Fund.

#### **Westbank Hurricane Protection Sinking Fund**

The Westbank Hurricane Protection Sinking Fund accounts for the retirement of the Limited Tax Revenue Bonds, Series 2017A dated September 7, 2017. Financing is provided by ad valorem tax and investment interest.

(Continued)

## NONMAJOR GOVERNMENTAL FUNDS DESCRIPTIONS

### Capital Project Funds

#### **LCDBG Public Facilities Construction Fund**

The LCDBG Public Facilities Construction Fund accounts for the portion of costs associated with improvements to and construction of new public infrastructure that are funded through the Louisiana Community Development Block Grant Program.

#### **Recreational Facilities Construction Fund**

The Recreational Facilities Construction Fund Accounts for the construction cost of acquiring land and improving and developing parish recreational facilities. Financing is provided by recreation fees as set forth in the Parish subdivision regulation ordinance.

#### **Front Foot Assessment Maintenance Fund**

The Front Foot Assessment Maintenance Fund accounts for the maintenance and repair of public improvements funded through various front foot assessment programs in the Parish.

#### **West Bank Hurricane Protection Levee Fund**

The West Bank Hurricane Protection Levee Fund accounts for the cost of mitigation, appraisals, surveying, land acquisition, geotechnical, grubbing and clearing, flowage easements, construction of infrastructure, and other related costs to complete the West Bank Hurricane Protection Levee. Financing is provided through transfers from the General Fund and Cooperative Endeavor Agreement with the State of Louisiana, Coastal Protection and Restoration Authority and an Intergovernmental Agreement with the State of Louisiana, Department of Transportation and Development.

**Parish of St. Charles**  
**Combining Balance Sheet**  
**Nonmajor Governmental Funds**  
**December 31, 2020**

Special Revenue

	Governmental Buildings	Parish Transportation	Road Lighting District No. 1	Mosquito Control	Retired Senior Volunteer Program
<b>ASSETS</b>					
Cash and cash equivalents	\$ 1,000	\$ 342	\$ 4,063	\$ 201	\$ 1,628
Investments	(1,000)	942,998	3,689,297	1,375,833	4,647
Receivables, net:					
Ad valorem taxes	1,660,500	-	1,725,500	1,853,000	-
Other	-	-	14,652	-	1,800
Due from other governments	-	34,497	698	698	-
Prepaid items	-	-	-	-	-
Other assets	-	-	-	-	-
Total assets	<u>\$ 1,660,500</u>	<u>\$ 977,837</u>	<u>\$ 5,434,210</u>	<u>\$ 3,229,732</u>	<u>\$ 8,075</u>
<b>LIABILITIES AND FUND BALANCES</b>					
Liabilities:					
Accounts payable	\$ -	\$ -	\$ 116,657	\$ 133,045	\$ 580
Due to other funds	-	-	2,243	2,243	763
Other liabilities	-	-	79,120	894	3,083
Total liabilities	<u>-</u>	<u>-</u>	<u>198,020</u>	<u>136,182</u>	<u>4,426</u>
<b>DEFERRED INFLOWS OF RESOURCES</b>					
Advances	1,660,500	-	1,730,344	1,853,000	-
Unavailable Revenues	-	-	698	698	-
Total deferred inflows of resources	<u>1,660,500</u>	<u>-</u>	<u>1,731,042</u>	<u>1,853,698</u>	<u>-</u>
Fund balances:					
Nonspendable:	-	-	-	-	-
Restricted:	-	977,837	3,505,148	1,239,852	-
Committed:	-	-	-	-	-
Assigned:	-	-	-	-	3,649
Unassigned:	-	-	-	-	-
Total fund balances	<u>-</u>	<u>977,837</u>	<u>3,505,148</u>	<u>1,239,852</u>	<u>3,649</u>
Total liabilities and fund balances	<u>\$ 1,660,500</u>	<u>\$ 977,837</u>	<u>\$ 5,434,210</u>	<u>\$ 3,229,732</u>	<u>\$ 8,075</u>

See accompanying independent auditors' report.

Special Revenue (Continued)		
Workforce Investment Act SDA 14	Criminal Court	Total Nonmajor Special Revenue Funds
\$ 5,802	\$ 7,308	\$ 20,344
-	871	6,012,646
-	-	5,239,000
-	-	16,452
2,961	-	38,854
3,569	-	3,569
601	-	601
<u>\$ 12,933</u>	<u>\$ 8,179</u>	<u>\$ 11,331,466</u>
\$ 1,732	\$ 786	\$ 252,800
4,588	-	9,837
6,613	2,403	92,113
<u>12,933</u>	<u>3,189</u>	<u>354,750</u>
-	-	5,243,844
-	-	1,396
<u>-</u>	<u>-</u>	<u>5,245,240</u>
(3,569)	-	(3,569)
-	4,990	5,727,827
-	-	-
-	-	3,649
3,569	-	3,569
<u>-</u>	<u>4,990</u>	<u>5,731,476</u>
<u>\$ 12,933</u>	<u>\$ 8,179</u>	<u>\$ 11,331,466</u>

(Continued)

**Parish of St. Charles**  
**Combining Balance Sheet**  
**Nonmajor Governmental Funds**  
**December 31, 2020**

	Debt Service				
	1/2% P.I. Sales Tax Sinking	P. I. 3/8% Sales Tax Sinking	1/2% P. I. Sales Tax Reserve	1/8% Public Improvement Sales Tax Sinking	1/8% Public Improvement Sales Tax Reserve
<b>ASSETS</b>					
Cash and cash equivalents	\$ 102	\$ 717	\$ 30	\$ 249	\$ -
Investments	59,562	141,349	359,189	27,377	-
Receivables, net:					
Ad valorem taxes	-	-	-	-	-
Other	-	-	-	-	-
Due from other governments	-	-	-	-	-
Prepaid items	-	8,585	-	-	-
Other assets	-	-	-	-	-
Total assets	\$ 59,664	\$ 150,651	\$ 359,219	\$ 27,626	\$ -
<b>LIABILITIES AND FUND BALANCES</b>					
Liabilities:					
Accounts payable	\$ -	\$ -	\$ -	\$ -	\$ -
Due to other funds	-	-	-	-	-
Other liabilities	-	-	-	-	-
Total liabilities	-	-	-	-	-
<b>DEFERRED INFLOWS OF RESOURCES</b>					
Advances	-	-	-	-	-
Unavailable Revenues	-	-	-	-	-
Total deferred inflows of resources	-	-	-	-	-
Fund balances:					
Nonspendable:					
Restricted:	59,664	142,066	359,219	27,626	-
Committed:	-	-	-	-	-
Assigned:	-	-	-	-	-
Unassigned:	-	-	-	-	-
Total fund balances	59,664	150,651	359,219	27,626	-
Total liabilities and fund balances	\$ 59,664	\$ 150,651	\$ 359,219	\$ 27,626	\$ -

See accompanying independent auditors' report.

Debt Service (Continued)		Capital Projects					
West Bank Hurricane Protection Sinking	Total Nonmajor Debt Service Funds	Louisiana Community Development Block Grant	Recreational Facilities Construction	WBHPL Grant Capital Project Fund	Front Foot Assessment Maintenance	Total Nonmajor Capital Project Funds	Total Nonmajor Governmental Funds
\$ 542	\$ 1,640	\$ -	\$ 851	\$ 327	\$ 430	\$ 1,608	\$ 23,592
4,688	592,165	-	517,391	10,881,317	403,083	11,801,791	18,406,602
-	-	-	-	-	-	-	5,239,000
-	-	-	1,540	8,569	794	10,903	27,355
-	-	-	-	-	-	-	38,854
-	8,585	-	-	-	-	-	12,154
-	-	-	34,033	-	-	34,033	34,634
<u>\$ 5,230</u>	<u>\$ 602,390</u>	<u>\$ -</u>	<u>\$ 553,815</u>	<u>\$ 10,890,213</u>	<u>\$ 404,307</u>	<u>\$ 11,848,335</u>	<u>\$ 23,782,191</u>
\$ -	\$ -	\$ -	\$ -	\$ 1,161,097	\$ -	\$ 1,161,097	\$ 1,413,897
-	-	-	-	-	-	-	9,837
-	-	-	-	-	-	-	92,113
-	-	-	-	1,161,097	-	1,161,097	1,515,847
-	-	-	-	-	-	-	5,243,844
-	-	-	-	-	-	-	1,396
-	-	-	-	-	-	-	5,245,240
-	8,585	-	-	-	-	-	5,016
5,230	593,805	-	-	-	-	-	6,321,632
-	-	-	553,815	9,729,116	404,307	10,687,238	10,687,238
-	-	-	-	-	-	-	3,649
-	-	-	-	-	-	-	3,569
<u>5,230</u>	<u>602,390</u>	<u>-</u>	<u>553,815</u>	<u>9,729,116</u>	<u>404,307</u>	<u>10,687,238</u>	<u>17,021,104</u>
<u>\$ 5,230</u>	<u>\$ 602,390</u>	<u>\$ -</u>	<u>\$ 553,815</u>	<u>\$ 10,890,213</u>	<u>\$ 404,307</u>	<u>\$ 11,848,335</u>	<u>\$ 23,782,191</u>

**Parish of St. Charles**  
Combining Statement of Revenues, Expenditures, and Changes in Fund Balances  
Nonmajor Governmental Funds  
For The Year Ended December 31, 2020

	Special Revenue				
	Governmental Buildings	Parish Transportation	Road Lighting District No. 1	Mosquito Control	Retired Senior Volunteer Program
<b>REVENUES</b>					
Taxes:					
Ad valorem taxes	\$ 1,516,281	\$ -	\$ 1,574,184	\$ 1,688,231	\$ -
Sales taxes	-	-	-	-	-
Intergovernmental revenues	-	461,752	4,874	-	89,194
Fees, charges, and commissions	-	-	-	-	-
Fines and forfeitures	-	-	-	-	-
Investment earnings	-	4,037	69,467	14,050	145
Miscellaneous	-	-	-	-	685
Total revenues	<u>1,516,281</u>	<u>465,789</u>	<u>1,648,525</u>	<u>1,702,281</u>	<u>90,024</u>
<b>EXPENDITURES</b>					
Current:					
General government	-	-	-	-	-
Public safety	1,516,113	-	-	-	-
Public works	-	-	1,432,114	-	-
Health and welfare	-	-	-	1,402,756	280,602
Culture and recreation	-	-	-	-	-
Economic development and assistance	-	-	-	-	-
Principal	-	-	-	-	-
Interest and other charges	-	-	-	-	-
Capital outlay	-	-	-	-	-
Total expenditures	<u>1,516,113</u>	<u>-</u>	<u>1,432,114</u>	<u>1,402,756</u>	<u>280,602</u>
Excess (deficiency) of revenues over expenditures	<u>168</u>	<u>465,789</u>	<u>216,411</u>	<u>299,525</u>	<u>(190,578)</u>
<b>OTHER FINANCING SOURCES (USES)</b>					
Transfers in	-	-	-	-	185,000
Transfers out	(168)	-	(48,676)	(15,758)	-
Refunding bonds issued	-	-	-	-	-
Proceeds from sale of assets	-	-	-	-	-
Total other financing	<u>(168)</u>	<u>-</u>	<u>(48,676)</u>	<u>(15,758)</u>	<u>185,000</u>
Net change in fund balance	-	465,789	167,735	283,767	(5,578)
Fund balances—beginning	<u>-</u>	<u>512,048</u>	<u>3,337,413</u>	<u>956,085</u>	<u>9,227</u>
Fund balances—ended	<u>\$ -</u>	<u>\$ 977,837</u>	<u>\$ 3,505,148</u>	<u>\$ 1,239,852</u>	<u>\$ 3,649</u>

Special Revenue

Workforce Investment Act SDA 14	Criminal Court	Total Nonmajor Special Revenue Funds
\$ -	\$ -	\$ 4,778,696
-	-	-
824,353	-	1,380,173
-	45,531	45,531
-	695,419	695,419
-	117	87,816
-	-	685
<u>824,353</u>	<u>741,067</u>	<u>6,988,320</u>
-	797,712	797,712
-	79,271	1,595,384
-	-	1,432,114
-	-	1,683,358
-	-	-
798,740	-	798,740
-	-	-
-	-	-
25,613	-	25,613
<u>824,353</u>	<u>876,983</u>	<u>6,332,921</u>
-	(135,916)	655,399
-	135,000	320,000
-	(2,500)	(67,102)
-	-	-
-	5	5
<u>-</u>	<u>132,505</u>	<u>252,903</u>
-	(3,411)	908,302
<u>-</u>	<u>8,401</u>	<u>4,823,174</u>
<u>\$ -</u>	<u>\$ 4,990</u>	<u>\$ 5,731,476</u>

(Continued)



**Parish of St. Charles**  
Combining Statement of Revenues, Expenditures, and Changes in Fund Balances  
Nonmajor Governmental Funds  
For The Year Ended December 31, 2020

	Debt Service				
	1/2% P.I. Sales Tax Sinking	P. I. 3/8% Sales Tax Sinking	1/2% P. I. Sales Tax Reserve	1/8% Public Improvement Sales Tax Sinking	1/8% Public Improvement Sales Tax Reserve
<b>REVENUES</b>					
Taxes:					
Ad valorem taxes	\$ -	\$ -	\$ -	\$ -	\$ -
Sales taxes	357,497	298,767	-	-	-
Intergovernmental revenues	-	-	-	-	-
Fees, charges, and commissions	-	-	-	-	-
Fines and forfeitures	-	-	-	-	-
Investment earnings	764	1,043	2,323	203	-
Miscellaneous	-	-	-	54,159	-
Total revenues	<u>358,261</u>	<u>299,810</u>	<u>2,323</u>	<u>54,362</u>	<u>-</u>
<b>EXPENDITURES</b>					
Current:					
General government	145	-	-	-	-
Public safety	-	-	-	-	-
Public works	-	-	-	-	-
Health and welfare	-	-	-	-	-
Culture and recreation	-	-	-	-	-
Economic development and assistance	-	-	-	-	-
Principal	-	275,000	-	35,000	-
Interest and other charges	35,168	23,044	-	17,550	-
Capital outlay	-	-	-	-	-
Total expenditures	<u>35,313</u>	<u>298,044</u>	<u>-</u>	<u>52,550</u>	<u>-</u>
Excess (deficiency) of revenues over expenditures	<u>322,948</u>	<u>1,766</u>	<u>2,323</u>	<u>1,812</u>	<u>-</u>
<b>OTHER FINANCING SOURCES (USES)</b>					
Transfers in	-	-	-	-	-
Transfers out	(323,000)	-	(2,323)	(480)	-
Payment to refunded bond escrow agent	-	-	-	-	-
Proceeds from sale of assets	-	-	-	-	-
Total other financing	<u>(323,000)</u>	<u>-</u>	<u>(2,323)</u>	<u>(480)</u>	<u>-</u>
Net change in fund balance	(52)	1,766	-	1,332	-
Fund balances—beginning	<u>59,716</u>	<u>148,885</u>	<u>359,219</u>	<u>26,294</u>	<u>-</u>
Fund balances—ending	<u>\$ 59,664</u>	<u>\$ 150,651</u>	<u>\$ 359,219</u>	<u>\$ 27,626</u>	<u>\$ -</u>

Debt Service (Continued)		Capital Projects					
West Bank Hurricane Protection Sinking	Total Nonmajor Debt Service Funds	Louisiana Community Development Block Grant	Recreational Facilities Construction	WBHPL Grant Capital Project Fund	Front Foot Assessment Maintenance	Total Nonmajor Capital Project Funds	Total Nonmajor Governmental Funds
\$ -	\$ -	\$ -	\$ -	\$ -	\$ -	\$ -	\$ 4,778,696
-	656,264	-	-	-	-	-	656,264
-	-	-	-	-	-	-	1,380,173
-	-	-	42,474	-	-	42,474	88,005
-	-	-	-	-	-	-	695,419
2,422	6,755	-	6,274	157,963	6,852	171,089	265,660
-	54,159	-	-	-	-	-	54,844
<u>2,422</u>	<u>717,178</u>	<u>-</u>	<u>48,748</u>	<u>157,963</u>	<u>6,852</u>	<u>213,563</u>	<u>7,919,061</u>
-	145	-	-	-	-	-	797,857
-	-	-	-	-	-	-	1,595,384
-	-	-	-	-	-	-	1,432,114
-	-	-	-	-	-	-	1,683,358
-	-	-	20,685	-	-	20,685	20,685
-	-	-	-	-	-	-	798,740
550,000	860,000	-	-	-	-	-	860,000
544,969	620,731	-	-	-	-	-	620,731
-	-	-	-	3,897,319	-	3,897,319	3,922,932
<u>1,094,969</u>	<u>1,480,876</u>	<u>-</u>	<u>20,685</u>	<u>3,897,319</u>	<u>-</u>	<u>3,918,004</u>	<u>11,731,801</u>
<u>(1,092,547)</u>	<u>(763,698)</u>	<u>-</u>	<u>28,063</u>	<u>(3,739,356)</u>	<u>6,852</u>	<u>(3,704,441)</u>	<u>(3,812,740)</u>
1,094,969	1,094,969	-	-	-	-	-	1,414,969
-	(325,803)	-	-	-	(48)	(48)	(392,953)
(2,000)	(2,000)	-	-	-	-	-	(2,000)
-	-	-	-	-	-	-	5
<u>1,092,969</u>	<u>767,166</u>	<u>-</u>	<u>-</u>	<u>-</u>	<u>(48)</u>	<u>(48)</u>	<u>1,020,021</u>
422	3,468	-	28,063	(3,739,356)	6,804	(3,704,489)	(2,792,719)
<u>4,808</u>	<u>598,922</u>	<u>-</u>	<u>525,752</u>	<u>13,468,472</u>	<u>397,503</u>	<u>14,391,727</u>	<u>19,813,823</u>
<u>\$ 5,230</u>	<u>\$ 602,390</u>	<u>\$ -</u>	<u>\$ 553,815</u>	<u>\$ 9,729,116</u>	<u>\$ 404,307</u>	<u>\$ 10,687,238</u>	<u>\$ 17,021,104</u>

**Parish of St. Charles**  
 Governmental Buildings Special Revenue Fund  
 Schedule of Revenues, Expenditures, and Changes  
 in Fund Balances - Budget and Actual  
 For The Year Ended December 31, 2020

	<u>Original</u>	<u>Final</u>	<u>Actual Amounts</u>	<u>Variance with Final Budget</u>
<b>REVENUES</b>				
Taxes:				
Ad valorem taxes	\$ 1,455,000	\$ 1,516,281	\$ 1,516,281	\$ -
Total revenues	<u>1,455,000</u>	<u>1,516,281</u>	<u>1,516,281</u>	<u>-</u>
<b>EXPENDITURES</b>				
Current:				
Public safety	<u>1,455,000</u>	<u>1,516,281</u>	<u>1,516,113</u>	<u>168</u>
Total expenditures	<u>1,455,000</u>	<u>1,516,281</u>	<u>1,516,113</u>	<u>168</u>
Excess (deficiency) of revenues over expenditures	-	-	168	168
<b>OTHER FINANCING SOURCES (USES)</b>				
Indirect Cost Allocation	-	-	(168)	(168)
Total other financing sources and uses	-	-	(168)	(168)
Net change in fund balance	-	-	-	-
Fund balances—beginning	-	-	-	-
Fund balances—ended	<u>\$ -</u>	<u>\$ -</u>	<u>\$ -</u>	<u>\$ -</u>

See accompanying independent auditors' report.

**Parish of St. Charles**  
 Parish Transportation Special Revenue Fund  
 Schedule of Revenues, Expenditures, and Changes  
 in Fund Balances - Budget and Actual  
 For The Year Ended December 31, 2020

	<u>Original</u>	<u>Final</u>	<u>Actual Amounts</u>	<u>Variance with Final Budget</u>
<b>REVENUES</b>				
Intergovernmental:				
State grants:				
Parish road fund	\$ 500,000	\$ 461,752	\$ 461,752	\$ -
Investment earnings	<u>17,000</u>	<u>3,965</u>	<u>4,037</u>	<u>72</u>
Total revenues	<u>517,000</u>	<u>465,717</u>	<u>465,789</u>	<u>72</u>
<b>EXPENDITURES</b>				
Current:				
Capital outlay - Public works	<u>570,000</u>	<u>-</u>	<u>-</u>	<u>-</u>
Total expenditures	<u>570,000</u>	<u>-</u>	<u>-</u>	<u>-</u>
Net change in fund balance	(53,000)	465,717	465,789	72
Fund balances—beginning	<u>403,340</u>	<u>512,048</u>	<u>512,048</u>	<u>-</u>
Fund balances—ended	<u>\$ 350,340</u>	<u>\$ 977,765</u>	<u>\$ 977,837</u>	<u>\$ 72</u>

See accompanying independent auditors' report.

**Parish of St. Charles**  
 Road Lighting District No. 1 Special Revenue Fund  
 Schedule of Revenues, Expenditures, and Changes  
 in Fund Balances - Budget and Actual  
 For The Year Ended December 31, 2020

	<u>Original</u>	<u>Final</u>	<u>Actual Amounts</u>	<u>Variance with Final Budget</u>
<b>REVENUES</b>				
Taxes:				
Ad valorem taxes	\$ 1,515,000	\$ 1,574,184	\$ 1,574,184	\$ -
State payment in lieu of taxes	4,700	4,874	4,874	-
Investment earnings	60,000	69,384	69,467	83
<b>Total revenues</b>	<u>1,579,700</u>	<u>1,648,442</u>	<u>1,648,525</u>	<u>83</u>
<b>EXPENDITURES</b>				
Current:				
Public works	1,571,280	1,480,790	1,432,114	48,676
Capital outlay	110,000	-	-	-
<b>Total expenditures</b>	<u>1,681,280</u>	<u>1,480,790</u>	<u>1,432,114</u>	<u>48,676</u>
Excess (deficiency) of revenues over expenditures	(101,580)	167,652	216,411	48,759
<b>OTHER FINANCING SOURCES (USES)</b>				
Indirect cost allocation	-	-	(48,676)	(48,676)
Total other financing sources and uses	-	-	(48,676)	(48,676)
Net change in fund balance	(101,580)	167,652	167,735	83
Fund balances—beginning	<u>2,825,333</u>	<u>3,337,413</u>	<u>3,337,413</u>	<u>-</u>
Fund balances—ended	<u>\$ 2,723,753</u>	<u>\$ 3,505,065</u>	<u>\$ 3,505,148</u>	<u>\$ 83</u>

See accompanying independent auditors' report.

**Parish of St. Charles**  
Mosquito Control Special Revenue Fund  
Schedule of Revenues, Expenditures, and Changes  
in Fund Balances - Budget and Actual  
For The Year Ended December 31, 2020

	<u>Original</u>	<u>Final</u>	<u>Actual Amounts</u>	<u>Variance with Final Budget</u>
<b>REVENUES</b>				
Taxes:				
Ad valorem taxes	\$ 1,620,000	\$ 1,688,231	\$ 1,688,231	\$ -
Investment earnings	24,000	13,939	14,050	111
Total revenues	<u>1,644,000</u>	<u>1,702,170</u>	<u>1,702,281</u>	<u>111</u>
<b>EXPENDITURES</b>				
Current:				
Health and welfare	<u>1,491,860</u>	<u>1,418,513</u>	<u>1,402,756</u>	<u>15,757</u>
Total expenditures	<u>1,491,860</u>	<u>1,418,513</u>	<u>1,402,756</u>	<u>15,757</u>
Excess (deficiency) of revenues over expenditures	152,140	283,657	299,525	15,868
<b>OTHER FINANCING SOURCES (USES)</b>				
Transfers out:				
Indirect cost allocation	-	-	(15,758)	(15,758)
Total other financing sources and uses	<u>-</u>	<u>-</u>	<u>(15,758)</u>	<u>(15,758)</u>
Net change in fund balance	152,140	283,657	283,767	110
Fund balances—beginning	<u>703,494</u>	<u>956,085</u>	<u>956,085</u>	<u>-</u>
Fund balances—ended	<u>\$ 855,634</u>	<u>\$ 1,239,742</u>	<u>\$ 1,239,852</u>	<u>\$ 110</u>

See accompanying independent auditors' report.

**Parish of St. Charles**  
 Retired Senior Volunteer Program Special Revenue Fund  
 Schedule of Revenues, Expenditures, and Changes  
 in Fund Balances - Budget and Actual  
 For The Year Ended December 31, 2020

	Original	Final	Actual Amounts	Variance with Final Budget
<b>REVENUES</b>				
Federal grant	\$ 62,400	\$ 47,003	\$ 47,003	\$ -
2020 Cares Act	-	10,991	10,991	-
Local grants:				
Local grant	12,000	11,200	11,200	-
St. John	20,000	20,000	20,000	-
Total intergovernmental	94,400	89,194	89,194	-
Investment earnings	300	144	145	1
Miscellaneous	2,000	685	685	-
Total revenues	96,700	90,023	90,024	1
<b>EXPENDITURES</b>				
Current:				
Health and welfare	324,985	280,600	280,602	(2)
Total expenditures	324,985	280,600	280,602	(2)
Excess (deficiency) of revenues over expenditures	(228,285)	(190,577)	(190,578)	(1)
<b>OTHER FINANCING SOURCES (USES)</b>				
Transfers in:				
General fund	185,000	185,000	185,000	-
Total transfers in	185,000	185,000	185,000	-
Total other financing sources and uses	185,000	185,000	185,000	-
Net change in fund balance	(43,285)	(5,577)	(5,578)	(1)
Fund balances—beginning	3,864	9,227	9,227	-
Fund balances—ended	\$ (39,421)	\$ 3,650	\$ 3,649	\$ (1)

See accompanying independent auditors' report.

**Parish of St. Charles**  
 Workforce Investment Act SDA 14 Special Revenue Fund  
 Schedule of Revenues, Expenditures, and Changes  
 in Fund Balances - Budget and Actual  
 For The Year Ended December 31, 2020

	Original	Final	Actual Amounts	Variance with Final Budget
<b>REVENUES</b>				
Intergovernmental:				
Federal grants:				
Department of Labor - Adult	\$ 347,115	\$ 353,880	\$ 353,880	\$ -
Department of Labor - Dislocated Worker	446,695	258,900	270,900	12,000
Department of Labor - Youth	338,000	211,573	199,573	(12,000)
Total intergovernmental	<u>1,131,810</u>	<u>824,353</u>	<u>824,353</u>	<u>-</u>
Total revenues	<u>1,131,810</u>	<u>824,353</u>	<u>824,353</u>	<u>-</u>
<b>EXPENDITURES</b>				
Current:				
Economic development and assistance	<u>1,131,810</u>	<u>824,353</u>	<u>798,740</u>	<u>25,613</u>
Capital outlay	<u>-</u>	<u>-</u>	<u>25,613</u>	<u>(25,613)</u>
Total expenditures	<u>1,131,810</u>	<u>824,353</u>	<u>824,353</u>	<u>-</u>
Excess (deficiency) of revenues over expenditures	-	-	-	-
<b>OTHER FINANCING SOURCES (USES)</b>				
Program Income Earned	-	-	-	-
Proceeds from sale of assets	-	-	-	-
Total other financing sources and uses	<u>-</u>	<u>-</u>	<u>-</u>	<u>-</u>
Net change in fund balance	-	-	-	-
Fund balances—beginning	<u>-</u>	<u>-</u>	<u>-</u>	<u>-</u>
Fund balances—ended	<u>\$ -</u>	<u>\$ -</u>	<u>\$ -</u>	<u>\$ -</u>

See accompanying independent auditors' report.



**Parish of St. Charles**  
**Criminal Court Special Revenue Fund**  
**Schedule of Revenues, Expenditures, and Changes**  
**in Fund Balance - Budget to Actual**  
**For The Year Ended December 31, 2020**

	Original	Final	Actual Amounts	Variance with Final Budget
<b>REVENUES</b>				
Fees, charges, and commissions:				
Court costs, fees, and charges	\$ 84,000	\$ 45,531	\$ 45,531	\$ -
Fines and forfeitures:				
Court fines	836,000	652,454	652,454	-
Interest on bonds and fines	17,000	8,701	8,701	-
AFF reinstatement court fines	30,000	10,150	10,150	-
Drug asset forfeitures	15,000	9,940	9,940	-
Bond forfeitures	-	14,174	14,174	-
Total fines and forfeitures	898,000	695,419	695,419	-
Investment earnings	500	127	117	(10)
Total revenues	982,500	741,077	741,067	(10)
<b>EXPENDITURES</b>				
Current:				
General government	885,760	797,712	797,712	-
Public safety	92,415	79,271	79,271	-
Total expenditures	978,175	876,983	876,983	-
Excess (deficiency) of revenues over expenditures	4,325	(135,906)	(135,916)	(10)
<b>OTHER FINANCING SOURCES (USES)</b>				
Transfers in:				
General Fund	-	135,000	135,000	-
Total transfers in	-	135,000	135,000	-
Transfers out:				
General Fund	(2,870)	-	-	-
Indirect cost allocation	(2,500)	(2,500)	(2,500)	-
Total transfers out	-	(2,500)	(2,500)	-
Proceeds from sale of assets	-	5	5	-
Total other financing sources and uses	(5,370)	132,505	132,505	-
Net change in fund balance	(1,045)	(3,401)	(3,411)	(10)
Fund balances—beginning	2,043	8,401	8,401	-
Fund balances—ended	\$ 998	\$ 5,000	\$ 4,990	\$ (10)

See accompanying independent auditors' report.

**Parish of St. Charles**  
 1/2% P.I. Sales Tax Sinking Debt Service Fund  
 Schedule of Revenues, Expenditures, and Changes  
 in Fund Balances - Budget and Actual  
 For The Year Ended December 31, 2020

	Original	Final	Actual Amounts	Variance with Final Budget
<b>REVENUES</b>				
Taxes:				
Sales taxes	\$ 355,098	\$ 357,497	\$ 357,497	\$ -
Investment earnings	3,160	762	764	2
Total revenues	<u>358,258</u>	<u>358,259</u>	<u>358,261</u>	<u>2</u>
<b>EXPENDITURES</b>				
Current:				
General government	100	145	145	-
Debt service:				
Interest and other charges	<u>35,169</u>	<u>35,169</u>	<u>35,168</u>	<u>1</u>
Total expenditures	<u>35,269</u>	<u>35,314</u>	<u>35,313</u>	<u>1</u>
Excess (deficiency) of revenues over expenditures	322,989	322,945	322,948	3
<b>OTHER FINANCING SOURCES (USES)</b>				
Transfers in:				
1/2% PIST Reserve	1,050	-	-	-
Total transfers in	<u>1,050</u>	<u>-</u>	<u>-</u>	<u>-</u>
Transfers out:				
Wastewater Construction Fund	<u>(323,000)</u>	<u>(323,000)</u>	<u>(323,000)</u>	<u>-</u>
Total transfers out	<u>(323,000)</u>	<u>(323,000)</u>	<u>(323,000)</u>	<u>-</u>
Total other financing sources and uses	<u>(321,950)</u>	<u>(323,000)</u>	<u>(323,000)</u>	<u>-</u>
Net change in fund balance	1,039	(55)	(52)	3
Fund balances—beginning	<u>63,768</u>	<u>59,716</u>	<u>59,716</u>	<u>-</u>
Fund balances—ended	<u>\$ 64,807</u>	<u>\$ 59,661</u>	<u>\$ 59,664</u>	<u>\$ 3</u>

See accompanying independent auditors' report.

**Parish of St. Charles**  
P.I. 3/8% Sales Tax Sinking Debt Service Fund  
Schedule of Revenues, Expenditures, and Changes  
in Fund Balances - Budget and Actual  
For The Year Ended December 31, 2020

	<u>Original</u>	<u>Final</u>	<u>Actual Amounts</u>	<u>Variance with Final Budget</u>
<b>REVENUES</b>				
Taxes:				
Sales taxes	\$ 297,375	\$ 298,767	\$ 298,767	\$ -
Investment earnings	2,960	1,033	1,043	10
Total revenues	<u>300,335</u>	<u>299,800</u>	<u>299,810</u>	<u>10</u>
<b>EXPENDITURES</b>				
Debt service:				
Principal	275,000	275,000	275,000	-
Interest and other charges	23,009	23,044	23,044	-
Total expenditures	<u>298,009</u>	<u>298,044</u>	<u>298,044</u>	<u>-</u>
Excess (deficiency) of revenues over (under) expenditures	<u>2,326</u>	<u>1,756</u>	<u>1,766</u>	<u>10</u>
Net change in fund balance	2,326	1,756	1,766	10
Fund balances—beginning	<u>146,216</u>	<u>148,885</u>	<u>148,885</u>	<u>-</u>
Fund balances—ended	<u>\$ 148,542</u>	<u>\$ 150,641</u>	<u>\$ 150,651</u>	<u>\$ 10</u>

See accompanying independent auditors' report.

**Parish of St. Charles**  
 1/2% P.I. Sales Tax Reserve Debt Service Fund  
 Schedule of Revenues, Expenditures, and Changes  
 in Fund Balances - Budget and Actual  
 For The Year Ended December 31, 2020

	Original	Final	Actual Amounts	Variance with Final Budget
<b>REVENUES</b>				
Investment earnings	\$ 7,180	\$ 2,294	\$ 2,323	\$ 29
Total revenues	7,180	2,294	2,323	29
Excess (deficiency) of revenues over expenditures	7,180	2,294	2,323	29
<b>OTHER FINANCING SOURCES (USES)</b>				
Transfers out:				
1/2% PIST Sinking	(1,050)	-	-	-
General Fund	(7,180)	(2,294)	(2,323)	(29)
Total transfers out	(8,230)	(2,294)	(2,323)	(29)
Total other financing sources (uses)	(8,230)	(2,294)	(2,323)	(29)
Net change in fund balance	(1,050)	-	-	-
Fund balances—beginning	359,240	359,219	359,219	-
Fund balances—ending	\$ 358,190	\$ 359,219	\$ 359,219	\$ -

See accompanying independent auditors' report.

**Parish of St. Charles**  
 1/8% Public Improvement Sales Tax Sinking Debt Service Fund  
 Schedule of Revenues, Expenditures, and Changes  
 in Fund Balances - Budget and Actual  
 For The Year Ended December 31, 2020

	Original	Final	Actual Amounts	Variance with Final Budget
<b>REVENUES</b>				
Miscellaneous revenue	\$ 54,908	\$ 54,159	\$ 54,159	\$ -
Investment earnings	480	201	203	2
<b>Total revenues</b>	<b>55,388</b>	<b>54,360</b>	<b>54,362</b>	<b>2</b>
<b>EXPENDITURES</b>				
Debt service:				
Principal	35,000	35,000	35,000	-
Interest and other charges	18,300	17,550	17,550	-
<b>Total expenditures</b>	<b>53,300</b>	<b>52,550</b>	<b>52,550</b>	<b>-</b>
Excess (deficiency) of revenues over expenditures	2,088	1,810	1,812	2
<b>OTHER FINANCING SOURCES (USES)</b>				
Transfers out:				
Indirect cost allocation	(100)	(480)	(480)	-
Total transfers out	(100)	(480)	(480)	-
Total other financing sources and uses	(100)	(480)	(480)	-
<b>Net change in fund balance</b>	<b>1,988</b>	<b>1,330</b>	<b>1,332</b>	<b>2</b>
Fund balances—beginning	29,678	26,294	26,294	-
<b>Fund balances—ended</b>	<b>\$ 31,666</b>	<b>\$ 27,624</b>	<b>\$ 27,626</b>	<b>\$ 2</b>

See accompanying independent auditors' report.

**Parish of St. Charles**  
 1/8% Public Improvement Sales Tax Reserve Debt Service Fund  
 Schedule of Revenues, Expenditures, and Changes  
 in Fund Balances - Budget and Actual  
 For The Year Ended December 31, 2020

	Original	Final	Actual Amounts	Variance with Final Budget
<b>REVENUES</b>				
Investment earnings	\$ -	\$ -	\$ -	\$ -
Total revenues	-	-	-	-
Excess (deficiency) of revenues over expenditures	-	-	-	-
<b>OTHER FINANCING SOURCES (USES)</b>				
Transfers Out:				
1/8% Public Impr. Sales Tax Sinking	-	-	-	-
Total other financing sources and uses	-	-	-	-
Net change in fund balance	-	-	-	-
Fund balances—beginning	-	-	-	-
Fund balances—ended	<u>\$ -</u>	<u>\$ -</u>	<u>\$ -</u>	<u>\$ -</u>

**Parish of St. Charles**  
 West Bank Hurricane Protection Sinking Fund  
 Schedule of Revenues, Expenditures, and Changes  
 in Fund Balances - Budget and Actual  
 For The Year Ended December 31, 2020

	Original	Final	Actual Amounts	Variance with Final Budget
<b>REVENUES</b>				
Investment earnings	\$ 4,570	\$ 2,422	\$ 2,422	\$ -
Total revenues	4,570	2,422	2,422	-
<b>EXPENDITURES</b>				
Debt service:				
Principal	550,000	550,000	550,000	-
Interest and other charges	544,969	544,969	544,969	-
Total Debt Service:	1,094,969	1,094,969	1,094,969	-
Total expenditures	1,094,969	1,094,969	1,094,969	-
Excess (deficiency) of revenues over expenditures	(1,090,399)	(1,092,547)	(1,092,547)	-
<b>OTHER FINANCING SOURCES (USES)</b>				
Transfers In:				
Flood Protection Fund	1,094,969	1,094,969	1,094,969	-
Total transfers in	1,094,969	1,094,969	1,094,969	-
Issuance of debt				
Payment to refunded bond escrow agent	(2,000)	(2,000)	(2,000)	-
Total other financing sources and uses	1,092,969	1,092,969	(2,000)	-
Net change in fund balance	2,570	422	422	-
Fund balances—beginning	2,300	4,808	4,808	-
Fund balances—ended	\$ 4,870	\$ 5,230	\$ 5,230	\$ -

See accompanying independent auditors' report.

**Parish of St. Charles**  
Louisiana Community Development Block Grant  
Schedule of Revenues, Expenditures, and Changes  
in Fund Balances - Budget and Actual  
For The Year Ended December 31, 2020

	Original	Final	Actual Amounts	Variance with Final Budget
<b>REVENUES</b>				
LCDBG Grant- Sewer	\$ -	\$ -	\$ -	\$ -
Total revenues	-	-	-	-
<b>EXPENDITURES</b>				
Debt service:				
Capital outlay	-	-	-	-
Total expenditures	-	-	-	-
Excess (deficiency) of revenues over expenditures	-	-	-	-
<b>OTHER FINANCING SOURCES (USES)</b>				
Transfers out:				
Wastewater	-	-	-	-
Total other financing sources and uses	-	-	-	-
Net change in fund balance	-	-	-	-
Fund balances—beginning	-	-	-	-
Fund balances—ended	\$ -	\$ -	\$ -	\$ -



**Parish of St. Charles**  
 Recreational Facilities Construction Capital Project Fund  
 Schedule of Revenues, Expenditures, and Changes  
 in Fund Balances - Budget and Actual  
 For The Year Ended December 31, 2020

	<u>Original</u>	<u>Final</u>	<u>Actual Amounts</u>	<u>Variance with Final Budget</u>
<b>REVENUES</b>				
Fees, charges, and commissions:				
Zoning and subdivision	\$ -	\$ 42,473	\$ 42,474	\$ 1
Investment earnings	<u>7,500</u>	<u>6,249</u>	<u>6,274</u>	<u>25.00</u>
Total revenues	<u>7,500</u>	<u>48,722</u>	<u>48,748</u>	<u>26</u>
<b>EXPENDITURES</b>				
Current:				
Culture and recreation	-	-	20,685	(20,685)
Capital outlay	<u>528,200</u>	<u>20,685</u>	<u>-</u>	<u>20,685</u>
Total expenditures	<u>528,200</u>	<u>20,685</u>	<u>20,685</u>	<u>-</u>
Net change in fund balance	(520,700)	28,037	28,063	26
Fund balances—beginning	<u>616,503</u>	<u>525,752</u>	<u>525,752</u>	<u>-</u>
Fund balances—ended	<u>\$ 95,803</u>	<u>\$ 553,789</u>	<u>\$ 553,815</u>	<u>\$ 26</u>

See accompanying independent auditors' report.

**Parish of St. Charles**  
 WBHPL Grant Capital Project Fund  
 Schedule of Revenues, Expenditures, and Changes  
 in Fund Balances - Budget and Actual  
 For The Year Ended December 31, 2020

	<u>Original</u>	<u>Final</u>	<u>Actual Amounts</u>	<u>Variance with Final Budget</u>
<b>REVENUES</b>				
Investment earnings	\$ 1,500	\$ 157,480	\$ 157,963	\$ 483
<b>EXPENDITURES</b>				
Capital outlay	-	3,897,319	3,897,319	-
Total expenditures	-	3,897,319	3,897,319	-
Excess (deficiency) of revenues over expenditures	1,500	(3,739,839)	(3,739,356)	483
<b>OTHER FINANCING SOURCES (USES)</b>				
Transfers out:				
Flood Protection Fund	-	-	-	-
Total transfers out	-	-	-	-
Total other financing sources and uses	-	-	-	-
Net change in fund balance	1,500	(3,739,839)	(3,739,356)	483
Fund balances—beginning	10,292,551	13,468,472	13,468,472	-
Fund balances—ended	<u>\$ 10,294,051</u>	<u>\$ 9,728,633</u>	<u>\$ 9,729,116</u>	<u>\$ 483</u>

See accompanying independent auditors' report.

**Parish of St. Charles**  
**Front Foot Assessment Maintenance Capital Project Fund**  
**Schedule of Revenues, Expenditures, and Changes**  
**in Fund Balances - Budget and Actual**  
**For The Year Ended December 31, 2020**

	Original	Final	Actual Amounts	Variance with Final Budget
<b>REVENUES</b>				
Investment earnings	\$ 9,450	\$ 6,836	\$ 6,852	\$ 16
Total revenues	9,450	6,836	6,852	16
Excess (deficiency) of revenues over expenditures	9,450	6,836	6,852	16
<b>OTHER FINANCING SOURCES (USES)</b>				
Transfers out:				
GF indirect cost allocation	(1,000)	(48)	(48)	-
Total transfers out	(1,000)	(48)	(48)	-
Total other financing sources and uses	(1,000)	(48)	(48)	-
Net change in fund balance	8,450	6,788	6,804	16
Fund balances—beginning	386,777	397,503	397,503	-
Fund balances—ended	\$ 395,227	\$ 404,291	\$ 404,307	\$ 16

See accompanying independent auditors' report.

## **OTHER SUPPLEMENTARY INFORMATION**

**Parish of St. Charles**  
 Schedule of Compensation Paid to Board Members and Parish President  
 For the Year Ended December 31, 2020

Holly Fonseca	\$ 16,321
John Gibbs	13,246
Julia F. Perrier	13,246
Lasandra Gordon	12,240
Lawrence Cochran, Parish President	19,958
Marilyn Bellock	13,246
Mary K. Clulee	13,246
Matthew Jewell, Parish President	109,439
Nicki Dufrene	12,240
Paul Hogan	1,341
Robert Donaldson	4,579
Robert Fisher	12,240
Terrell D. Wilson	1,006
Traci A. Fletcher	1,006
Wendy Benedetto	11,840
William Woodruff	1,006
	<u>\$ 256,200</u>

**Parish of St. Charles**  
 Schedule of Compensation, Benefits and Other Payments  
 For the Year Ended December 31, 2020

**Parish President: Matthew L. Jewell**

Purpose:	Amount:
Salary	\$ 109,739
Benefits- Insurance	19,859
Benefits- Retirement	27,633
Vehicle Provided	714
Cell Phone/Internet	3,016
Conference Travel	2,631
Other	457
Special Meals	235
	<u>\$ 164,285</u>

**Library Director: Leann C. Benedict**

Purpose:	Amount:
Salary	\$ 108,051
Benefits- Insurance	18,548
Benefits- Retirement	17,018
Dues	649
Cell Phone/Internet	679
Travel	80
Conference Travel	71
	<u>\$ 145,097</u>

**Communications Director: Ravenell Mixon**

Purpose:	Amount:
Salary	\$ 95,895
Benefits- Insurance	20,130
Benefits- Retirement	17,917
Vehicle Provided	838
Cell Phone	960
	<u>\$ 135,740</u>

<b>Justice System Funding Schedule - Receiving Entity</b>			
<b>As Required by Act 87 of the 2020 Regular Legislative Session</b>			
<b>Identifying Information</b>			
<b>Entity Name</b>		St. Charles Parish Council	
<b>LLA Entity ID #</b> (This is the ID number assigned to the entity by the Legislative Auditor for identification purposes.)		2535	
<b>Date that reporting period ended</b> (mm/dd/yyyy)		Thursday, December 31, 2020	
<p><b>If legally separate court funds are required to be reported, a separate receiving schedule should be prepared for each fund. Examples include Judicial Expense Fund, Drug Court Fund, Veterans Treatment Court Fund, etc.</b></p>			
<b>Cash Basis Presentation</b>		<b>First Six Month Period Ended 06/30/2020</b>	<b>Second Six Month Period Ended 12/31/2020</b>
<b>Receipts From:</b> (Must include one agency name and one collection type - see below - on each line and may require multiple lines for the same agency. Additional rows may be added as necessary. )			
St Charles Parish Sheriff, Criminal Court Costs/Fees		45,748	43,082
St Charles Parish Clerk of Court, Criminal Court Costs/Fees		4,995	6,305
<b>Subtotal Receipts</b>		50,743	49,387
<b>Ending Balance of Amounts Assessed but Not Received</b> (only applies to those agencies that assess on behalf of themselves, such as courts)		-	-

See independent auditors' report.

<b>Justice System Funding Schedule - Receiving Entity</b>			
<b>As Required by Act 87 of the 2020 Regular Legislative Session</b>			
<b>Identifying Information</b>			
<b>Entity Name</b>	St. Charles Parish Council		
<b>LLA Entity ID #</b> (This is the ID number assigned to the entity by the Legislative Auditor for identification purposes.)	2535		
<b>Date that reporting period ended</b> (mm/dd/yyyy)	Thursday, December 31, 2020		
<b>If legally separate court funds are required to be reported, a separate receiving schedule should be prepared for each fund. Examples include Judicial Expense Fund, Drug Court Fund, Veterans Treatment Court Fund, etc.</b>			
		<b>First Six Month Period Ended 06/30/2020</b>	<b>Second Six Month Period Ended 12/31/2020</b>
<b>Cash Basis Presentation</b>			
<b>Receipts From:</b> (Must include one agency name and one collection type - see below - on each line and may require multiple lines for the same agency. Additional rows may be added as necessary. )			
<i>St Charles Parish Sheriff, Criminal Court Costs/Fees</i>		25,564	19,967
<i>St. Charles Parish Sheriff, Criminal Fines - Other</i>		348,236	312,919
<i>St. Charles Parish Sheriff, Bond Forfeiture/Sale</i>		14,174	-
<i>29th Judicial District, Asset Forfeiture/Sale</i>		2,110	7,830
<i>State of Louisiana Department of Public Safety &amp; Corrections, Criminal Court Cost/Fees</i>		3,488	6,663
Interest Earnings on Collected Balances		177	(59)
<b>Subtotal Receipts</b>		<b>393,749</b>	<b>347,319</b>
<b>Ending Balance of Amounts Assessed but Not Received</b> (only applies to those agencies that assess on behalf of themselves, such as courts)		-	-

See independent auditors' report.





## SELECTED COMPONENT UNITS

### **St. Charles Parish Communications District**

The Communications District was established by parish ordinance on August 4, 1986 under the provisions of Louisiana Revised Statute 33:9101-9106. The district was established to maintain and operate a 911 emergency telephone system for St. Charles Parish. Funding is provided from an emergency telephone service charge not to exceed five percent (5%) of the highest tariff rate for local telephone service supplied within the district. The district is governed by a seven-member board of control. Only one elected Parish council member serves on this board. Since the district's board is not the same as the elected Parish council, and it does not provide services only to the Parish government, it is reported as a discretely presented component unit. The Communications District does not issue separate financial statements. The district has a fiscal year ending on December 31.

### **St. Charles Parish Library Service District No. 1**

The Library Service District was established by parish ordinance on November 9, 1948, under the provisions of Louisiana Revised Statute 25:211. Funding is provided from ad valorem taxes, state aid, state grants, and book fines. Expenditures are restricted to library services. The library is governed by a five-member board of control, appointed by the same elected council that governs the Parish. Since the district's board is not the same as the elected Parish council, and it does not provide services only to the Parish government, it is reported as a discretely presented component unit. The library does not issue separate financial statements. The Library Service District has a fiscal year ending December 31.

### **St. Charles Parish Hospital Service District**

*The St. Charles Hospital Service District is also a discretely presented component unit of the Parish. This component unit issues separate financial statements. The St. Charles Parish Hospital Service District combined financial statements may be obtained directly from their administrative offices as listed below:*

*St. Charles Parish Hospital Service District  
P. O. Box 87  
Luling, LA 70070*

**Parish of St. Charles**  
Communications District-Discretely Presented Component Unit  
Library Service District No. 1- Discretely Presented Component Unit  
Balance Sheet  
December 31, 2020

	Communications District	Library Service District No. 1
<b>ASSETS</b>		
Cash and cash equivalents	\$ 8,625	\$ 9,805
Investments	3,681,808	9,468,607
Receivables, net:		
Ad valorem taxes	-	7,762,000
Other	167,820	69,417
Due from Component Unit	-	249
Due from other governments	32,774	208
Prepaid fees	-	2,763
Total assets	\$ 3,891,027	\$ 17,313,049
<b>LIABILITIES AND FUND BALANCES</b>		
Accounts payable	\$ 62,807	\$ 41,275
Contracts payable	31,650	-
Due to Component Unit	249	-
Other liabilities	-	48,479
Total liabilities	94,706	89,754
<b>DEFERRED INFLOWS</b>		
Advances	-	7,827,514
Total deferred inflows of resources	-	7,827,514
Fund balances:		
Nonspendable	-	2,763
Restricted	-	9,393,018
Assigned	3,796,321	-
Total fund balances	3,796,321	9,395,781
Total liabilities and fund balances	\$ 3,891,027	\$ 17,313,049

The notes to the financial statements are an integral part of this statement.

**Parish of St. Charles**  
 Communications District-Discretely Presented Component Unit  
 Library Service District No. 1- Discretely Presented Component Unit  
 Reconciliation of the Governmental Funds Balance Sheet  
 To the Component Unit Statement of Net Position<sup>(1)</sup>  
 December 31, 2020

	Communications District	Library Service District No. 1
Fund balances - total governmental funds	\$ 3,796,321	\$ 9,395,781
Amounts reported for governmental activities in the statement of net position differ because:		
Capital assets used in governmental activities are not financial resources and, therefore, are not reported in the governmental funds		
Governmental capital assets	2,801,094	9,285,971
Less accumulated depreciation	(2,066,742)	(5,943,038)
Deferred outflows:		
Pension liability	-	508,226
OPEB liability	-	85,759
Deferred inflows:		
Pension liability	-	(781,697)
OPEB liability	-	(80,753)
Net pension liability	-	(16,457)
Net OPEB liability	-	(1,215,897)
Net position of governmental activities	\$ 4,530,673	\$ 11,237,895

<sup>(1)</sup> See Exhibit A-12 for The Combining Statement of Net Position-All Discretely Presented Component Units.

**Parish of St. Charles**  
 Communications District-Discretely Presented Component Unit  
 Library Service District No. 1-Discretely Presented Component Unit  
 Statement of Revenues, Expenditures, and Changes in Fund Balances  
 For The Year Ended December 31, 2020

	Communications District	Library Service District No. 1
<b>REVENUES</b>		
Taxes:		
Ad valorem taxes	\$ -	\$ 7,081,187
Intergovernmental revenues:		
Federal funds:		
Disaster Relief (FEMA)	-	66,720
State funds:		
State payment in lieu of taxes	-	67,292
Local grants	1,465,686	-
Fees, charges, and commissions	932,856	13,894
Fines and forfeitures	-	1,184
Investment earnings	54,916	154,797
Miscellaneous	-	20,586
Total revenues	2,453,458	7,412,435
<b>EXPENDITURES</b>		
Current:		
Public safety	1,711,942	-
Culture and recreation	-	5,254,300
Capital Outlay	736,611	171,164
Total expenditures	2,448,553	5,425,464
Excess (deficiency) of revenues over (under) expenditures	4,905	1,986,971
<b>OTHER FINANCING SOURCES (USES)</b>		
Proceeds from sale of assets	-	2,480
Total other financing sources and uses	-	2,480
Net change in fund balance	4,905	1,989,451
Fund balances- beginning	3,791,416	7,406,330
Fund balances-ended	\$ 3,796,321	\$ 9,395,781

The notes to the financial statements are an integral part of this statement.

**Parish of St. Charles**  
 Communications District-Discretely Presented Component Unit  
 Library Service District No. 1-Discretely Presented Component Unit  
 Reconciliation of the Statement of Revenues, Expenditures,  
 and Changes in Fund Balances of Governmental Funds  
 To the Statement of Activities <sup>(1)</sup>  
 For the Year Ended December 31, 2020

	Communications District	Library Service District No. 1
Net change in fund balances - total governmental funds	\$ 4,905	\$ 1,989,451
Amounts reported for governmental activities in the statement of activities differ because:		
Governmental funds report capital outlays as expenditures. However, in the statement of activities the cost of those assets is allocated over their estimated useful lives and reported as depreciation expense.		
Capital outlay	43,718	114,631
Depreciation expense	(252,589)	(362,587)
Contributions to the pension plan in the current fiscal year are not included on the Statement of Activities	-	11,698
Non-employer contributions	-	28,291
OPEB Contributions	-	73,480
Change in pension expense	-	(72,969)
Change in OPEB expense	-	(56,769)
Change in net position of governmental activities	<u>\$ (203,966)</u>	<u>\$ 1,725,226</u>

<sup>(1)</sup> See Exhibit A-13 for The Combining Statement of Activities -All Discretely Presented Component Units.

**Parish of St. Charles**  
Schedule of Revenues, Expenditures, and Changes  
in Fund Balance - Budget and Actual  
Communications District- Discretely Presented Component Unit  
For The Year Ended December 31, 2020

	Budgeted Amounts		Actual Amounts	Variance with Final Budget
	Original	Final		
<b>REVENUES</b>				
Local grants	\$ 1,400,500	\$ 1,400,500	\$ 1,465,686	\$ 65,186
Fees, charges, and commissions:				
Emergency telephone service charges	197,000	197,000	182,708	(14,292)
Emergency wireless service charges	590,000	590,000	621,311	31,311
Prepaid wireless service charges	130,000	130,000	128,837	(1,163)
Total fees, charges, and commissions:	<u>917,000</u>	<u>917,000</u>	<u>932,856</u>	<u>15,856</u>
Investment earnings	68,000	68,000	54,916	(13,084)
Total revenues	<u>2,385,500</u>	<u>2,385,500</u>	<u>2,453,458</u>	<u>67,958</u>
<b>EXPENDITURES</b>				
Current:				
Public safety	1,997,040	2,046,540	1,711,942	(334,598)
Capital outlay	<u>1,595,000</u>	<u>1,886,000</u>	<u>736,611</u>	<u>(1,149,389)</u>
Total expenditures	<u>3,592,040</u>	<u>3,932,540</u>	<u>2,448,553</u>	<u>(1,483,987)</u>
Excess (deficiency) of revenues over (under) expenditures	<u>(1,206,540)</u>	<u>(1,547,040)</u>	4,905	1,551,945
Net change in fund balance	(1,206,540)	(1,547,040)	4,905	1,551,945
Fund balances- beginning	2,775,323	3,791,416	3,791,416	-
Fund balances-ended	<u>\$ 1,568,783</u>	<u>\$ 2,244,376</u>	<u>\$ 3,796,321</u>	<u>\$ 1,551,945</u>

The notes to the financial statements are an integral part of this statement.

**Parish of St. Charles**  
 Schedule of Revenues, Expenditures, and Changes  
 in Fund Balance - Budget and Actual  
 Library Service District No. 1- Discretely Presented Component Unit  
 For The Year Ended December 31, 2020

	Budgeted Amounts		Actual Amounts	Variance with Final Budget
	Original	Final		
<b>REVENUES</b>				
Taxes:				
Ad valorem taxes	\$ 6,798,000	\$ 6,798,000	\$ 7,081,187	\$ 283,187
Intergovernmental revenues:				
Federal funds:				
FCC Universal Service Program	33,000	33,000	66,720	33,720
State funds:				
State payment in lieu of taxes	63,000	63,000	67,292	4,292
Total intergovernmental revenues	<u>63,000</u>	<u>63,000</u>	<u>140,787</u>	<u>77,787</u>
Fees, charges, and commissions:				
Charges for photocopier	7,000	7,000	3,426	(3,574)
Miscellaneous fees	10,000	10,000	10,468	468
Total fees, charges, and commissions	<u>17,000</u>	<u>17,000</u>	<u>13,894</u>	<u>(3,106)</u>
Fines and forfeitures:				
Delinquent books	5,000	5,000	1,184	(3,816)
Investment earnings	165,000	165,000	154,797	(10,203)
Miscellaneous:				
Gifts & donations	-	-	20,586	20,586
Total revenues	<u>7,081,000</u>	<u>7,081,000</u>	<u>7,412,435</u>	<u>331,435</u>
<b>EXPENDITURES</b>				
Current:				
Culture and recreation	6,369,800	6,369,800	5,254,300	(1,115,500)
Capital Outlay	<u>972,350</u>	<u>972,350</u>	<u>171,164</u>	<u>(801,186)</u>
Total expenditures	<u>7,342,150</u>	<u>7,342,150</u>	<u>5,425,464</u>	<u>(1,916,686)</u>
Excess (deficiency) of revenues over (under) expenditures	<u>(261,150)</u>	<u>(261,150)</u>	<u>1,986,971</u>	<u>2,248,121</u>
<b>OTHER FINANCING SOURCES (USES)</b>				
Proceeds from sale of assets	-	-	2,480	2,480
Total other financing sources and uses	<u>-</u>	<u>-</u>	<u>2,480</u>	<u>2,480</u>
Net change in fund balance	(261,150)	(261,150)	1,989,451	2,250,601
Fund balances- beginning	3,876,082	7,406,330	7,406,330	-
Fund balances-ended	<u>\$ 3,614,932</u>	<u>\$ 7,145,180</u>	<u>\$ 9,395,781</u>	<u>\$ 2,250,601</u>

The notes to the financial statements are an integral part of this statement.





# **Statistical Section**

**Parish of St. Charles  
Comprehensive Annual Financial Report  
For The Year Ended December 31, 2020**

**TABLE OF CONTENTS**

Exhibit Page

**Statistical Section (Unaudited)**

This part of the Parish of St. Charles comprehensive annual financial report presents detailed information as a context for understanding what the information in the financial statements, note disclosures, and required supplementary information says about the government’s overall financial health.

Table of Contents- Statistical Section/Narrative.....		143
---	--	-----

**Financial Trends:**

*These schedules trend information to help the reader understand how the government’s financial performance and well-being have changed over time.*

Net Position by Component, Last Ten Years .....	D-1	146
Changes in Net Position, Last Ten Years .....	D-2	148
Fund Balance of Governmental Funds, Last Ten Years .....	D-3	150
Changes in Fund Balance of Governmental Funds, Last Ten Years .....	D-4	152

**Revenue Capacity:**

*These schedules contain information to help the reader assess the government’s most significant local revenue sources: sales tax and property tax. The principal sales tax revenue payers by industry are not available.*

Assessed Value and Estimated Actual Value of Taxable Property, Last Ten Years .....	D-5	154
Property Tax Rates – Direct and Overlapping Governments, Last Ten Years .....	D-6	155
Principal Property Taxpayers, Current Year and Nine Years Ago .....	D-7	156
Property Tax Levies and Collections Last Ten .....	D-8	157
Sales Tax Collections, Last Ten Years .....	D-9	158

**Debt Capacity:**

*These schedules present information to help the reader assess the affordability of the government’s current levels of outstanding debt and the government’s ability to issue additional debt in the future.*

Ratio of Outstanding Debt by Type, Last Ten Years .....	D-10	160
Ratio of General Bonded Debt Outstanding, Last Ten Years .....	D-11	162
Direct and Overlapping Governmental Activities Debt, December 31, 2017 .....	D-12	163
Legal Debt Margin Calculation, Last Ten Years .....	D-13	164
Dedicated Revenue Coverage, Last Ten Years .....	D-14	165

**Demographic and Economic Information:**

*These schedules offer demographic and economic indicators to help the reader understand the environment within which the government’s financial activities take place.*

Demographic and Economic Statistics, Last Ten Years .....	D-15	167
Principal Employers, Current Year and Nine Years Ago .....	D-16	168

**Parish of St. Charles  
Comprehensive Annual Financial Report  
For The Year Ended December 31, 2020**

**TABLE OF CONTENTS**

Exhibit Page

**Statistical Section (Unaudited-Continued)**

**Operating Information:**

*These schedules contain service and infrastructure data to help the reader understand how the information in the government's financial report relates to the services the government provides and the activities it performs.*

Full-time Equivalent Parish Employees by Function, Last Ten Years .....	D-17	169
Operating Indicators by Function/Program, Last Ten Years .....	D-18	170
Schedules (Supplementary Financial Information)		
Capital Asset Statistics by Function, Last Ten Fiscal Years .....	D-19	171
Schedule of Insurance Policies in Force .....	D-20	172



**Parish of St. Charles  
Net Position by Component  
Last Ten Years  
(Unaudited)**

	2011	2012	2013	2014
<b>Governmental activities</b>				
Net Investment in Capital Assets	\$ 140,450,577	\$ 159,338,478	\$ 175,989,169	\$ 181,967,376
Restricted for:	33,691,897			
Maintenance/Operations	-	31,584,479	32,432,876	25,773,560
Debt Service	-	4,591,657	4,474,558	4,848,261
Capital Projects	-	1,884,367	2,573,931	1,280,366
Road Lighting	-	-	984,893	-
Special Revenues Maint & Operations	-	3,263,986	2,638,212	11,752,537
Unrestricted	35,099,858	33,236,679	32,336,391	37,035,528
Total governmental activities net position	<u>\$ 209,242,332</u>	<u>\$ 233,899,646</u>	<u>\$ 251,430,030</u>	<u>\$ 262,657,628</u>
<b>Business-type activities</b>				
Net Investment in Capital Assets	\$ 102,829,417	\$ 102,711,267	\$ 103,607,176	\$ 102,800,061
Restricted for:	10,437,856			
Debt Service	-	2,857,321	2,857,886	2,865,761
Capital Projects	-	7,864,064	6,366,278	6,365,219
Unrestricted	6,016,479	3,379,723	777,476	(425,415)
Total business-type activities net position	<u>\$ 119,283,752</u>	<u>\$ 116,812,375</u>	<u>\$ 113,608,816</u>	<u>\$ 111,605,626</u>
<b>Primary government</b>				
Net Investment in Capital Assets	\$ 243,279,994	\$ 262,049,745	\$ 279,596,345	\$ 284,767,437
Restricted	44,129,753			
Maintenance/Operations	-	31,584,479	32,432,876	25,773,560
Debt Service	-	7,448,978	7,332,444	7,714,022
Capital Projects	-	9,748,431	8,940,209	7,645,585
Road Lighting	-	-	984,893	-
Other Programs	-	-	2,638,212	11,752,537
Unrestricted	41,116,337	36,616,402	33,113,867	36,610,113
Total primary government net position	<u>\$ 328,526,084</u>	<u>\$ 347,448,035</u>	<u>\$ 365,038,846</u>	<u>\$ 374,263,254</u>

**Source:** Audited Annual Comprehensive Financial Report.

Exhibit D-1

	2015	2016	2017	2018	2019	2020
\$	203,387,734	\$ 225,944,557	\$ 218,893,652	\$ 247,608,641	\$ 243,419,229	\$ 252,085,407
	21,557,419	18,461,700	23,482,674	24,650,616	22,773,949	31,116,728
	4,716,112	1,074,713	1,058,233	1,081,704	587,670	593,805
	8,024,372	5,136,013	22,794,158	11,094,360	11,054,206	19,601,328
	-	-	-	-	-	-
	8,044,395	4,546,285	4,847,138	4,916,024	4,813,947	5,727,827
	33,232,957	38,375,182	36,102,407	38,425,278	56,806,297	51,098,989
\$	<u>278,962,989</u>	<u>\$ 293,538,450</u>	<u>\$ 307,178,262</u>	<u>\$ 327,776,623</u>	<u>\$ 339,455,298</u>	<u>\$ 360,224,084</u>
\$	102,069,628	\$ 99,629,147	\$ 98,824,549	\$ 97,285,929	\$ 97,609,084	\$ 95,179,272
	2,471,579	2,471,579	2,064,723	2,064,573	2,064,573	2,064,573
	7,418,328	7,418,328	4,378,199	6,746,404	6,753,431	7,726,022
	(2,959,002)	(1,943,526)	3,426,881	(1,444,287)	(1,626,033)	926,645
\$	<u>109,000,533</u>	<u>\$ 107,575,528</u>	<u>\$ 108,694,352</u>	<u>\$ 104,652,619</u>	<u>\$ 104,801,055</u>	<u>\$ 105,896,512</u>
\$	305,457,362	\$ 325,573,704	\$ 317,718,201	\$ 344,894,570	\$ 341,028,313	\$ 347,264,679
	21,557,419	18,461,700	23,482,674	24,650,616	22,773,949	31,116,728
	7,187,691	3,546,292	3,122,956	3,146,277	2,652,243	2,658,378
	15,442,700	12,554,341	27,172,357	17,840,764	17,807,637	27,327,350
	-	-	-	-	-	-
	8,044,395	4,546,285	4,847,138	4,916,024	4,813,947	5,727,827
	30,273,955	36,431,656	39,529,288	36,980,991	55,180,264	52,025,634
\$	<u>387,963,522</u>	<u>\$ 401,113,978</u>	<u>\$ 415,872,614</u>	<u>\$ 432,429,242</u>	<u>\$ 444,256,353</u>	<u>\$ 466,120,596</u>

**Parish of St. Charles**  
**Changes in Net Position**  
**Last Ten Years**  
**(Unaudited)**

	2011	2012	2013	2014	2015	2016	2017	2018	2019	2020
<b>Expenses</b>										
Governmental activities:										
General government	\$ 15,314,299	\$ 18,011,540	\$ 18,234,171	\$ 18,278,012	\$ 15,317,871	\$ 21,472,108	\$ 19,471,119	\$ 16,330,657	\$ 24,036,610	\$ 19,360,492
Public safety	9,664,188	13,628,616	8,311,542	8,821,956	5,185,170	5,061,233	4,773,721	4,950,962	5,177,101	5,982,608
Public works	27,220,169	24,944,066	25,161,360	25,818,325	25,983,105	27,399,595	30,066,278	28,392,843	30,096,843	29,962,440
Health and welfare	6,021,742	5,637,053	5,799,325	5,791,088	4,040,956	4,315,535	4,439,356	4,600,373	4,933,241	4,998,124
Culture and recreation	4,136,517	4,362,368	4,574,464	4,509,617	4,695,401	4,465,564	4,562,700	4,766,059	4,930,653	4,706,983
Economic development and assistance	1,894,222	1,936,176	2,397,090	1,763,281	1,748,687	1,626,710	1,662,999	1,800,366	1,765,116	1,772,499
Interest & other charges on long-term debt	1,068,932	926,822	532,285	450,422	425,400	308,137	394,866	742,309	745,321	507,692
Total governmental activities expenses	65,320,069	69,446,641	65,010,237	65,432,701	57,396,591	64,648,882	65,401,039	61,583,569	71,684,885	67,310,838
Business-type activities:										
Waterworks utility system	10,144,371	10,768,117	11,300,078	12,003,522	15,639,950	11,815,872	11,811,152	11,900,658	12,701,296	11,761,822
Wastewater utility system	10,473,738	10,728,800	11,557,921	11,543,076	11,000,038	11,931,319	12,533,244	12,589,948	13,837,894	14,232,772
Solid waste collection and disposal	3,382,763	3,387,198	3,436,409	3,713,140	3,626,269	3,827,276	3,800,357	4,033,862	4,014,186	4,763,773
Total business-type activities expenses	24,000,872	24,884,115	26,294,408	27,259,738	30,466,257	27,574,467	28,144,753	28,524,368	30,553,376	30,758,367
Total primary government expenses	\$ 89,320,941	\$ 94,330,756	\$ 91,304,645	\$ 92,692,439	\$ 87,862,848	\$ 92,223,349	\$ 93,545,792	\$ 90,107,937	\$ 102,238,261	\$ 98,069,205
<b>Program Revenues</b>										
Governmental activities:										
Charges for services:										
General government	\$ 2,926,954	\$ 3,073,497	\$ 3,163,440	\$ 3,529,181	\$ 3,218,591	\$ 3,086,746	\$ 3,244,377	\$ 3,187,893	\$ 3,170,028	\$ 2,837,892
Public works	48,876	20,896	96,187	102,722	23,395	134,807	56,805	86,418	67,660	80,711
Culture and recreation	199,330	244,226	197,403	248,514	354,126	349,102	274,675	301,686	2,521	-
Operating grants and contributions	7,793,403	11,948,264	11,656,362	7,292,062	10,215,059	6,096,711	5,531,766	6,908,706	4,905,916	6,326,267
Capital grants and contributions	12,638,224	10,670,079	5,842,108	7,103,224	5,236,797	8,961,169	5,912,781	6,893,857	6,503,584	8,813,687
Total governmental activities program revenues	23,606,787	25,956,962	20,957,500	18,275,703	19,047,968	18,558,535	15,020,404	17,378,260	14,649,709	18,059,557
Business-type activities:										
Charges for services:										
Waterworks utility system	11,055,175	10,426,391	10,427,732	11,174,372	11,547,858	13,054,465	13,055,502	13,610,204	13,852,422	13,981,466
Wastewater utility system	7,286,282	7,619,198	7,990,415	8,815,790	9,834,550	9,398,823	9,214,015	9,452,841	9,382,384	9,582,006
Solid waste collection and disposal	3,536,887	3,604,549	3,467,347	3,583,537	3,562,324	3,720,354	3,745,349	3,741,410	3,755,159	3,737,068
Operating grants and contributions	246,643	227,161	348,468	79,394	151,688	37,500	268,524	817,440	225,794	-
Capital grants and contributions	268,951	283,430	48,464	1,248,414	-	560,802	1,079,750	12,683	-	535,199
Total business-type activities program revenues	22,395,938	22,160,729	22,272,426	24,901,507	25,096,430	26,711,944	27,363,140	27,634,376	27,215,759	27,835,739
Total primary government program revenues	\$ 45,992,725	\$ 48,117,691	\$ 43,229,926	\$ 43,177,210	\$ 44,144,398	\$ 45,270,479	\$ 42,383,544	\$ 45,012,636	\$ 41,865,468	\$ 45,894,296
Net (expenses)/revenue	\$ (41,713,282)	\$ (43,489,679)	\$ (44,052,737)	\$ (47,156,998)	\$ (38,548,621)	\$ (46,090,347)	\$ (50,380,635)	\$ (44,205,309)	\$ (57,035,176)	\$ (49,252,281)
Governmental activities	(1,614,934)	(2,723,386)	(4,021,982)	(2,358,231)	(5,369,827)	(862,523)	(781,613)	(889,990)	(3,337,617)	(2,922,628)
Business-type activities	(43,228,216)	(46,213,065)	(48,074,719)	(49,515,229)	(43,718,448)	(46,952,870)	(51,162,248)	(45,095,299)	(60,372,793)	(52,174,909)
Total primary government net expenses										



	2011	2012	2013	2014	2015	2016	2017	2018	2019	2020
<b>General Revenues &amp; Other Changes in Net Position</b>										
Governmental activities:										
Taxes										
Ad valorem taxes	\$ 22,137,484	\$ 23,765,758	\$ 24,732,161	\$ 25,644,015	\$ 22,283,275	\$ 26,995,325	\$ 25,346,617	\$ 25,827,462	\$ 28,152,482	\$ 29,945,867
Sales taxes	34,268,437	41,172,766	36,144,273	28,753,818	28,792,560	28,204,280	33,617,388	34,770,919	35,035,755	36,558,162
Alcoholic beverage tax	45,892	50,889	48,168	46,431	47,960	45,980	43,908	42,748	41,455	43,842
Airport expansion agreement	-	1,381,602	296,893	974,547	685,235	724,255	733,128	791,229	814,997	447,480
Cable TV franchise tax	686,297	732,974	767,343	823,155	868,466	846,010	789,875	782,704	787,658	749,106
Investment earnings	401,819	313,348	253,115	268,392	377,090	661,440	1,022,931	1,990,035	2,683,437	1,713,109
Premium on Bond Issuance	-	-	-	-	-	(259,276)	1,115,482	-	-	-
OPEB Contributions	-	-	-	-	-	-	242,205	254,415	275,208	256,964
Non-employers Contributions	-	-	-	-	-	-	-	683,733	718,280	644,170
Miscellaneous	1,708,946	943,492	1,153,292	1,200,372	278,104	1,067,071	1,130,945	1,115,594	767,764	1,458,293
Gain (Loss) on Deceasance	-	-	-	-	-	252,245	252,245	252,245	135,062	-
Transfer (to) from other funds	(191,553)	(213,839)	(812,124)	(326,134)	(373,450)	(209,990)	(221,290)	11,529	(708,247)	(795,926)
Total governmental activities	\$ 59,066,322	\$ 68,146,993	\$ 61,563,121	\$ 58,384,596	\$ 52,859,240	\$ 58,327,350	\$ 64,073,404	\$ 66,522,513	\$ 68,713,851	\$ 70,021,067
Business-type activities:										
Taxes										
Ad valorem taxes	-	-	-	-	-	-	1,344,340	1,384,607	2,345,652	3,439,084
Investment earnings	46,625	37,265	27,318	32,798	24,551	44,275	117,632	286,087	383,067	153,384
Miscellaneous	11,184	908	(21,019)	(3,906)	56,783	127,253	(3,818)	12,659	49,087	(370,309)
Capital Contributions of donated assets	-	-	-	-	-	-	305,708	-	-	-
Transfer (to) from other funds	191,553	213,836	812,124	326,134	1,212,293	209,990	221,290	(11,529)	708,247	795,926
Total business-type activities	\$ 249,362	\$ 252,009	\$ 818,423	\$ 355,041	\$ 1,293,627	\$ 381,508	\$ 1,985,152	\$ 1,651,824	\$ 3,486,053	\$ 4,018,085
Total primary government	\$ 59,315,684	\$ 68,399,002	\$ 62,401,544	\$ 58,739,637	\$ 54,252,867	\$ 58,708,858	\$ 66,058,556	\$ 68,174,337	\$ 72,199,904	\$ 74,039,152
<b>Change in Net Position</b>										
Governmental activities										
Business-type activities	\$ 17,353,040	\$ 24,657,314	\$ 17,630,384	\$ 11,227,598	\$ 14,610,619	\$ 12,237,003	\$ 13,692,769	\$ 22,317,204	\$ 11,678,675	\$ 20,769,786
Total primary government	\$ 15,987,468	\$ 22,185,937	\$ 14,326,825	\$ 9,224,408	\$ 10,534,419	\$ 11,755,988	\$ 14,886,308	\$ 23,079,038	\$ 11,827,111	\$ 21,864,243

Source: A udited Annual Comprehensive Financial Report.

**Parish of St. Charles**  
**Fund Balance of Governmental Funds**  
**Last Ten Years**  
**(Unaudited)**

	2011	2012	2013	2014
General Fund				
Nonspendable	\$ 417,043	\$ 202,327	\$ 556,807	\$ 442,910
Restricted	3,055,030	260,178	373,827	53,538
Committed	15,012,261	12,052,002	11,017,325	13,940,018
Assigned	16,880,927	23,845,305	21,550,766	21,019,738
Unassigned	4,758,040	6,466,751	8,052,321	9,420,036
Total General Fund	<u>\$ 40,123,301</u>	<u>\$ 42,826,563</u>	<u>\$ 41,551,046</u>	<u>\$ 44,876,240</u>
All other governmental funds				
Nonspendable	\$ 91,749	\$ 67,546	\$ 3,328	\$ 26,816
Restricted	30,636,867	41,064,311	42,730,643	43,601,186
Committed	9,006,227	5,160,704	5,443,989	6,130,265
Assigned	304,264	36,007	35,742	54,134
Unassigned	(23,846)	(7,669)	(1,476)	(2,002)
Total all other governmental funds	<u>\$ 40,015,261</u>	<u>\$ 46,320,899</u>	<u>\$ 48,212,226</u>	<u>\$ 49,810,399</u>

**Source:** Audited Annual Comprehensive Financial Report.

**Note:** The parish began to report Fund Balance Reporting when it implemented GASB Statement 54 in 2011.

Exhibit D-3

2015	2016	2017	2018	2019	2020
\$ 449,093	\$ 162,863	\$ 103,874	\$ 350,374	\$ 8,437	\$ 189,374
718,977	216,250	-	-	-	-
12,381,828	9,670,087	7,357,133	7,925,215	8,534,496	7,367,140
27,758,632	5,574,161	6,468,704	7,820,414	15,650,729	24,241,039
(2,555,453)	24,655,343	27,810,144	29,445,443	25,340,664	16,993,448
<u>\$ 38,753,077</u>	<u>\$ 40,278,704</u>	<u>\$ 41,739,855</u>	<u>\$ 45,541,446</u>	<u>\$ 49,534,326</u>	<u>\$ 48,791,001</u>
\$ 25,854	\$ 21,800	\$ 27,897	\$ 47,141	\$ 43,571	\$ 36,266
41,623,321	29,002,461	52,182,203	56,363,543	39,229,772	57,039,688
5,207,551	12,230,867	8,777,365	9,283,205	23,721,771	19,092,461
22,377	38,334	15,039	14,140	8,852	3,649
(2,355)	(899)	(691)	(2,213)	(913)	3,569
<u>\$ 46,876,748</u>	<u>\$ 41,292,563</u>	<u>\$ 61,001,813</u>	<u>\$ 65,705,816</u>	<u>\$ 63,003,053</u>	<u>\$ 76,175,633</u>

**Parish of St. Charles**  
**Changes in Fund Balance of Governmental Funds**  
**Last Ten Years**  
**(Unaudited)**

	2011	2012	2013	2014
<b>Revenues</b>				
Taxes:				
Ad valorem taxes	\$ 22,137,484	\$ 23,765,758	\$ 24,732,161	\$ 25,644,015
Sales taxes	34,268,437	41,172,766	35,144,273	29,753,818
Other taxes	741,189	2,165,465	1,112,404	1,844,133
Licenses and permits	1,220,781	1,229,153	1,286,150	1,371,735
Intergovernmental revenues	20,431,627	22,541,402	16,868,809	13,477,594
Fees, charges, and commissions	784,418	864,930	963,540	1,108,940
Fines and forfeitures	1,169,961	1,244,536	1,207,340	1,399,742
Investment earnings	401,819	313,348	253,115	268,392
Miscellaneous	1,708,592	758,428	1,053,021	1,200,372
Total revenues	<u>82,864,308</u>	<u>94,055,786</u>	<u>82,620,813</u>	<u>76,068,741</u>
<b>Expenditures</b>				
Current:				
General government	13,457,653	14,222,928	17,400,460	14,928,041
Public safety	9,504,072	13,524,991	8,193,492	8,482,639
Public works	18,895,378	16,780,029	16,865,324	17,400,804
Health and welfare	5,874,174	5,511,268	5,630,673	5,655,824
Culture and recreation	3,224,064	3,337,795	3,445,311	3,378,130
Economic development & assistance	1,878,426	1,918,806	2,354,966	1,742,071
Debt service:				
Principal	2,430,000	2,530,000	3,010,000	2,625,000
Interest and other charges	1,098,587	971,725	778,560	482,777
Payment to refunded bond escrow agent	-	-	-	-
Capital outlay	25,948,589	26,320,572	23,614,364	16,125,429
Total expenditures	<u>82,310,943</u>	<u>85,118,114</u>	<u>81,293,150</u>	<u>70,820,715</u>
Excess (deficiency) of revenues over expenditures	553,365	8,937,672	1,327,663	5,248,026
<b>Other financing sources (uses)</b>				
Transfer in	3,014,402	3,828,016	1,562,748	2,341,782
Transfer out	(3,205,955)	(4,041,852)	(2,374,872)	(2,667,916)
Refund of Bond Costs	-	-	-	-
Issuance of Refunding Bond	-	-	2,620,000	-
Bond proceeds	-	12,500,000	-	-
Premium (discount) on debt issued	-	-	-	-
Payment to refunded bond escrow agent	-	(12,400,000)	(2,620,000)	-
Proceeds from sale of assets	-	181,853	100,060	56
Compensation for Loss/Damaged Assets	354	3,211	211	1,419
Total other financing sources (uses)	<u>(191,199)</u>	<u>71,228</u>	<u>(711,853)</u>	<u>(324,659)</u>
Net change in fund balance	<u>\$ 362,166</u>	<u>\$ 9,008,900</u>	<u>\$ 615,810</u>	<u>\$ 4,923,367</u>
Debt service as a percentage of noncapital expenditures	6.3%	6.0%	6.6%	5.7%

Source: Audited Annual Comprehensive Financial Report.

Exhibit D-4

	2015	2016	2017	2018	2019	2020
\$	22,283,275	\$ 26,995,325	\$ 25,346,617	\$ 25,827,462	\$ 28,152,482	\$ 29,945,867
	28,792,560	28,204,280	33,617,358	34,770,819	35,035,755	35,558,162
	1,601,661	1,616,245	1,566,911	1,616,681	1,644,110	1,240,428
	1,350,951	1,348,498	1,334,238	1,364,941	1,342,588	1,325,564
	14,392,171	15,612,251	11,404,516	14,291,174	9,520,886	15,609,403
	1,130,149	1,294,650	1,222,450	1,190,581	1,192,917	936,047
	1,115,012	897,507	1,042,423	1,043,940	1,013,365	784,249
	377,090	661,440	1,022,931	1,990,035	2,693,437	1,713,109
	754,254	1,067,071	1,130,945	1,115,594	767,764	1,458,293
	<u>71,797,123</u>	<u>77,697,267</u>	<u>77,688,389</u>	<u>83,211,227</u>	<u>81,363,304</u>	<u>88,571,122</u>
	14,945,487	15,099,546	16,578,170	16,516,513	17,541,257	18,479,968
	4,790,332	4,606,381	4,436,775	4,456,185	4,728,235	5,535,354
	17,782,365	19,156,478	21,867,664	21,015,625	22,472,951	21,535,065
	3,917,635	4,192,990	4,251,673	4,404,681	4,722,110	4,761,216
	3,463,410	3,322,638	3,502,327	3,599,346	3,765,592	3,567,913
	1,727,808	1,603,921	1,638,900	1,775,233	1,738,213	1,743,407
	2,855,000	2,940,000	1,575,000	1,870,000	2,000,000	860,000
	420,954	345,455	220,585	751,313	712,446	620,731
	-	3,520,158	-	-	-	-
	29,973,621	26,807,055	18,426,714	20,402,391	21,799,020	18,318,682
	<u>79,876,612</u>	<u>81,594,622</u>	<u>72,497,808</u>	<u>74,791,287</u>	<u>79,479,824</u>	<u>75,422,336</u>
	(8,079,489)	(3,897,355)	5,190,581	8,419,940	1,883,480	13,148,786
	8,580,891	1,578,629	894,532	1,423,454	6,240,538	7,629,659
	(9,708,595)	(1,788,609)	(1,115,822)	(1,411,925)	(6,948,785)	(8,425,585)
	-	-	-	861	88,800	-
	-	-	15,000,000	(2,000)	-	-
	-	-	-	-	-	-
	-	-	1,115,482	-	-	-
	-	-	-	-	(49,344)	(2,000)
	150,123	48,777	85,628	75,264	75,428	78,395
	256	-	-	-	-	-
	<u>(977,325)</u>	<u>(161,203)</u>	<u>15,979,820</u>	<u>85,654</u>	<u>(593,363)</u>	<u>(719,531)</u>
\$	<u>(9,056,814)</u>	<u>(4,058,558)</u>	<u>\$ 21,170,401</u>	<u>\$ 8,505,594</u>	<u>\$ 1,290,117</u>	<u>\$ 12,429,255</u>
	6.6%	6.0%	3.3%	4.8%	4.7%	2.6%

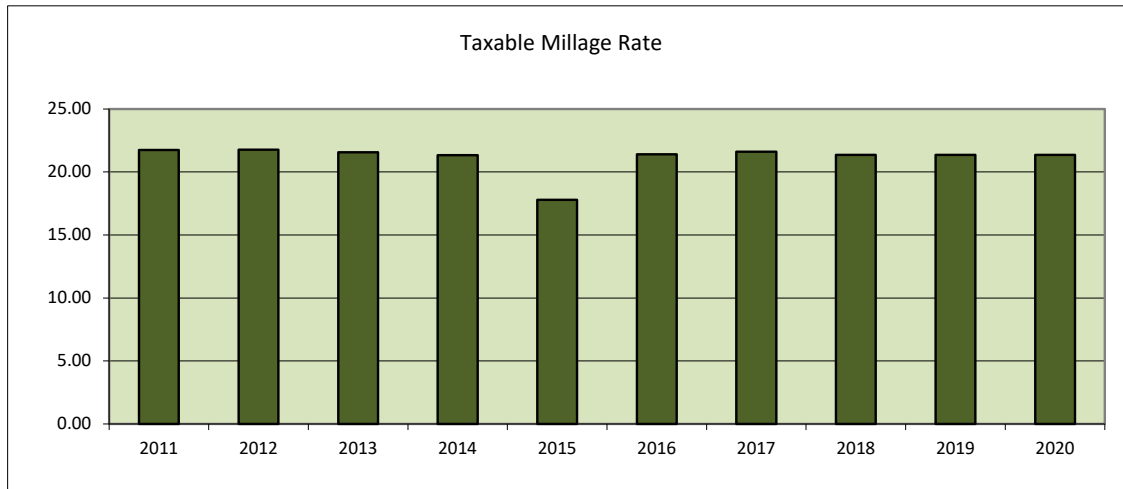
**Parish of St. Charles**  
**Assessed Value and Estimated Actual Value of Taxable Property**  
**Last Ten Years**  
**(Unaudited)**

Year Ended	Real Property		Other	Less:	Total Taxable Assessed Value	Total Direct Tax Rate	Estimated Actual Taxable Value	Assessed Value <sup>1</sup> as a Percentage of Actual Value
	Residential Property	Commercial Property	Public Utilities	Homestead Exemption				
2011	\$ 233,568,556	\$ 662,374,477	\$ 222,954,530	\$ 99,064,440	\$ 1,019,833,123	21.76	\$ 10,198,331,230	0.11%
2012	227,756,650	733,775,511	235,895,035	99,009,811	1,098,417,385	21.78	10,984,173,850	0.11%
2013	235,711,655	793,753,174	226,467,700	98,994,895	1,156,937,634	21.56	11,569,376,340	0.11%
2014	234,853,294	835,518,833	231,762,020	98,376,651	1,203,757,496	21.33	12,037,574,960	0.11%
2015	325,071,932	787,850,711	250,108,580	98,852,348	1,264,178,875	17.80	12,641,788,750	0.11%
2016	329,096,022	777,065,378	248,527,890	98,591,369	1,256,097,921	21.40	12,560,979,210	0.11%
2017	356,843,118	714,686,667	261,077,840	98,916,828	1,233,690,797	21.62	12,336,907,970	0.11%
2018	365,755,743	739,130,913	262,195,130	99,055,668	1,268,026,118	21.36	12,680,261,180	0.11%
2019	377,220,229	829,763,678	317,326,790	99,569,259	1,424,741,438	21.36	14,247,414,380	0.11%
2020	386,834,791	948,134,302	333,737,110	100,232,717	1,568,473,486	21.36	15,684,734,860	0.11%

**Source:** St. Charles Parish Tax Collector, 2018 Tax Roll  
 St. Charles Parish School Board Annual Comprehensive Financial Report - Statistical Section.

**Note:** Property of St. Charles Parish is reassessed once every four years on average. The Parish assesses property at approximately 10 percent of the actual value of all types of real and personal property. Estimated actual taxable value is calculated by dividing taxable assessed value by this percentage. Tax rates are per \$1,000 of assessed value.

<sup>1</sup> Includes tax-exempt property.

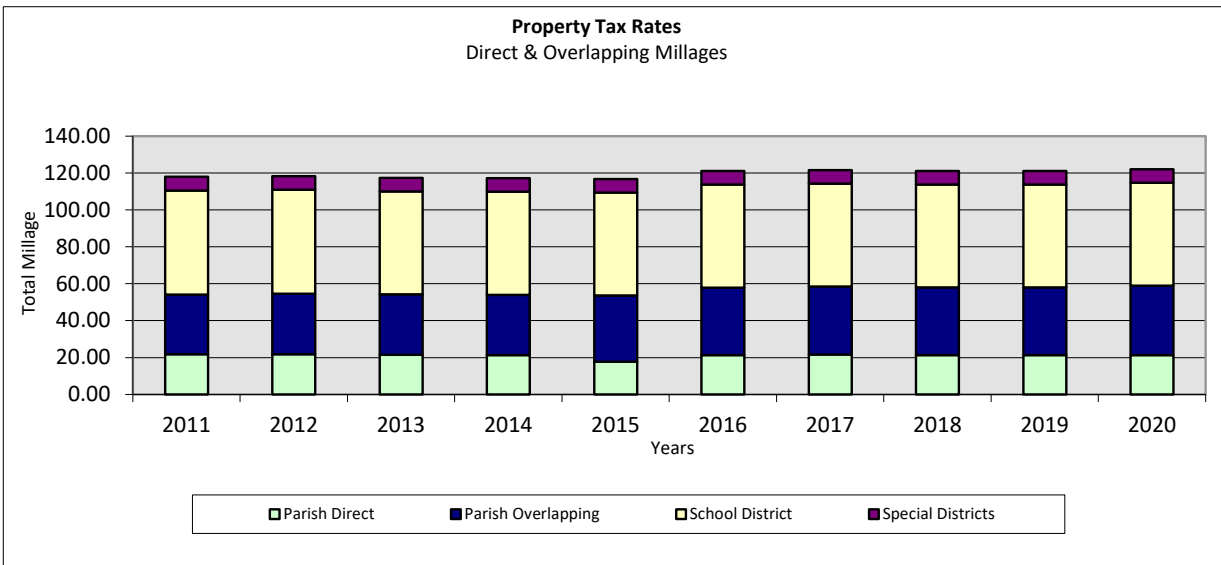


**Parish of St. Charles  
Property Tax Rates  
Direct and Overlapping Governments  
Last Ten Years  
(Unaudited)**

Year	St. Charles Parish			Overlapping Rates <sup>1</sup>								Total Direct & Overlapping Rates
	Operating Millage	Debt Service Millage	Total Parish Millage	Parish			School District			Special Districts		
				Operating Millage	Debt Service Millage	Total Parish Millage	Operating Millage	Debt Service Millage	Total School Millage			
2011	18.81	2.95	21.76	29.94	2.46	32.40	50.51	5.86	56.37	7.42	117.95	
2012	18.83	2.95	21.78	29.63	3.16	32.79	50.51	5.86	56.37	7.42	118.36	
2013	18.73	2.83	21.56	29.56	3.16	32.72	49.90	5.86	55.76	7.35	117.39	
2014	18.73	2.60	21.33	29.56	3.16	32.72	49.90	5.86	55.76	7.35	117.16	
2015	15.60	2.20	17.80	32.69	3.16	35.85	49.90	5.86	55.76	7.35	116.76	
2016	19.20	2.20	21.40	33.39	3.16	36.55	49.90	5.86	55.76	7.4	121.11	
2017	20.51	1.11	21.62	33.75	3.16	36.91	50.75	5.01	55.76	7.26	121.55	
2018	20.80	0.56	21.36	33.51	3.16	36.67	50.75	5.01	55.76	7.26	121.05	
2019	20.80	0.56	21.36	33.51	3.16	36.67	50.75	5.01	55.76	7.4	121.19	
2020	21.36	0.00	21.36	34.42	3.16	37.58	50.75	5.01	55.76	7.41	122.11	

Source: St. Charles Parish Tax Collector, 2019 Tax Roll

<sup>1</sup> Overlapping rates are those of local and parish governments that apply to property owners within St. Charles Parish. Not all overlapping rates apply to all St. Charles Parish property owners (e.g. the rates for special districts apply only to the proportion of the government's property owners whose property is located within the geographic boundaries of the special district.)



**Parish of St. Charles  
Principal Property Taxpayers  
Current Year and Nine Years Ago  
(Unaudited)**

<u>Taxpayer</u>	<u>Industry Type</u>	<u>2020</u>		<u>2011</u>	
		<u>Taxable Assessed Value</u>	<u>Percentage of Total Taxable Assessed Value</u>	<u>Taxable Assessed Value</u>	<u>Percentage of Total Taxable Assessed Value</u>
Entergy Louisiana, Inc.	Public Utility	\$ 231,443,965	16.2%	\$ 186,611,630	18.3%
Equilon Enterprises, LLC	Chemical Plant	190,969,484	13.4%	-	0.0%
Union Carbide Corporation	Chemical Plant	184,417,087	12.9%	143,818,590	14.1%
Shell Chemical Company	Chemical Plant	109,420,965	7.7%	48,660,320	4.8%
Valero Refining, New Orleans	Chemical Plant	76,958,758	5.4%	20,609,214	2.0%
Monsanto Company	Chemical Plant	70,988,426	5.0%	51,825,036	5.1%
Occidental Chemical Corp	Chemical Plant	48,865,733	3.4%	22,854,741	2.2%
Valero Marketing & Supply	Oil Refinery	45,324,116	3.2%	33,876,810	3.3%
Entergy Louisiana, Inc.	Public Utilities	38,619,005	2.7%	-	0.0%
International Matex Tank	Chemical Plant	35,543,813	2.5%	-	0.0%
Motiva Enterprises, LLC	Oil Refinery	-	0.0%	82,522,718	8.1%
Motiva Enterprises, LLC	Oil Refinery	-	0.0%	19,399,995	1.9%
Occidental Chemical Company	Oil Refinery	-	0.0%	7,717,800	0.1%
		<u>\$ 1,032,551,352</u>	<u>72.5%</u>	<u>\$ 617,896,854</u>	<u>59.9%</u>

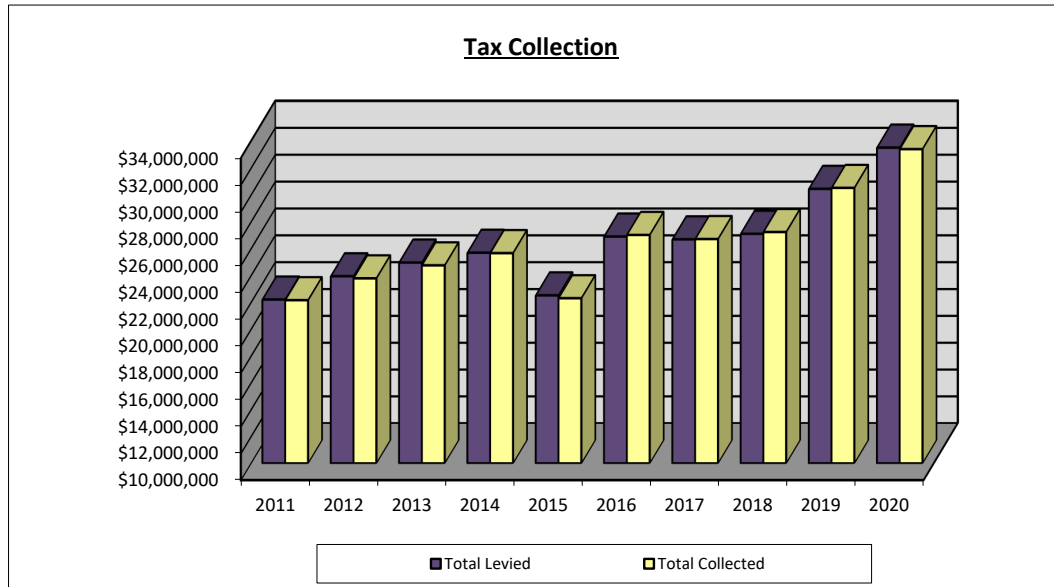
**Source:** St. Charles Parish School Board Annual Comprehensive Financial Report - Statistical Section.  
St. Charles Parish Assessor.



**Parish of St. Charles  
Property Tax Levies and Collections  
Last Ten Years  
(Unaudited)**

Year	Total Tax Levy	Collected within Year of the Levy		Collections from Subsequent Years	Total Collections to Date	
		Amount	Percentage of Levy		Amount	Percentage of Levy
2011	\$ 22,189,594	\$ 22,133,407	99.7	\$ 4,077	\$ 22,137,484	99.8
2012	23,921,115	23,763,105	99.3	2,653	23,765,758	99.4
2013	24,940,832	24,717,037	99.1	15,124	24,732,161	99.2
2014	25,673,066	25,627,207	99.8	16,823	25,644,030	99.9
2015	22,498,835	22,221,704	98.8	61,572	22,283,276	99.0
2016	26,877,409	26,809,122	99.7	186,203	26,995,325	100.4
2017	26,669,100	26,658,615	100.0	32,342	26,690,957	100.1
2018	27,081,719	27,012,706	99.7	199,363	27,212,069	100.5
2019	30,428,278	30,392,980	99.9	105,154	30,498,134	100.2
2020	33,497,974	33,373,658	99.6	11,293	33,384,951	99.7

Source: St. Charles Parish Tax Collector.



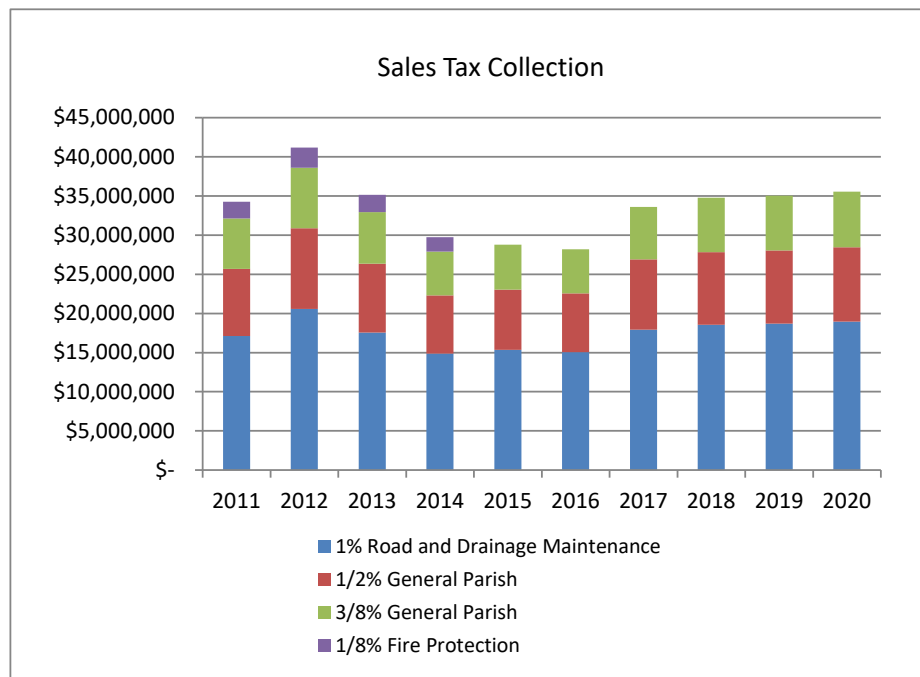
**Parish of St. Charles  
Sales Tax Collections  
Last Ten Years  
(Unaudited)**

Year	1% Road and Drainage Maintenance	1/2% General Parish	3/8% General Parish	1/8% Fire Protection	Total Sales Tax
2011	\$ 17,134,228	\$ 8,567,114	\$ 6,425,335	\$ 2,141,760	\$ 34,268,437
2012	20,586,376	10,293,197	7,719,897	2,573,296	41,172,766
2013	17,572,123	8,786,074	6,589,554	2,196,522	35,144,273
2014	14,876,897	7,438,460	5,578,843	1,859,618	29,753,818
2015	15,356,023	7,678,023	5,758,514	-	28,792,560
2016	15,042,274	7,521,148	5,640,858	-	28,204,280
2017	17,929,248	8,964,637	6,723,473	-	33,617,358
2018	18,544,426	9,272,228	6,954,165	-	34,770,819
2019	18,685,725	9,342,878	7,007,152	-	35,035,755
2020	18,964,343	9,482,185	7,111,634	-	35,558,162

The following is a summary by area of sales and use taxes being levied within the Parish of St. Charles as of December 31, 2020.

	Parish	School Board	State	Total
St. Charles	2.00%	3.00%	5.00%	10.00%

Source: St. Charles Parish School Board - Remittance Sheet





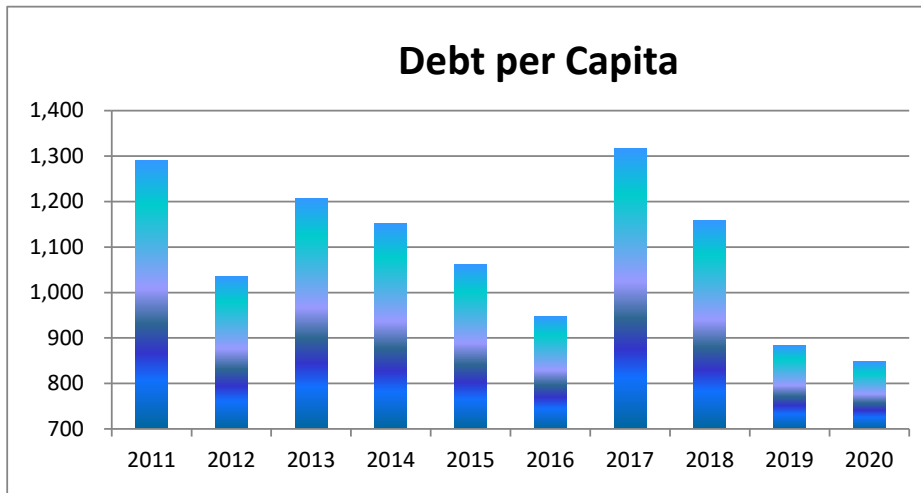
**Parish of St. Charles**  
**Ratio of Outstanding Debt by Type**  
**Last Ten Years**  
**(Unaudited)**

<u>Year</u>	<u>Governmental Activities</u>				
	<u>General Obligation Bonds</u>	<u>Public Improvement Bonds</u>	<u>LTD Tax Revenue Bonds</u>	<u>Less: Deferred Amount on Refunding</u>	<u>Less: Bond Amortization Costs</u>
2011	\$ 19,265,000	\$ 4,450,000	\$ -	\$ (49,333)	\$ 128,755
2012	17,165,000	4,120,000	-	(24,665)	180,488
2013	14,875,000	3,400,000	-	-	-
2014	12,500,000	3,150,000	-	-	-
2015	9,905,000	2,890,000	-	-	-
2016	3,785,000	2,620,000	-	-	-
2017	2,490,000	2,340,000	15,000,000	-	-
2018	1,165,000	2,050,000	14,745,000	-	-
2019	-	1,750,000	14,210,000	-	-
2020	-	1,390,000	13,660,000	-	-

**Source:** Long-term debt note disclosure, Audited Annual Comprehensive Financial Report. See Note 11.  
See the schedule of Demographic and Economic Statistics for personal income and population data.

\* Data not Available.

Business-Type Activities						
Revenue Bonds	Less: Bond Amortization Costs	Less: Deferred Amount on Refunding	Total Primary Government	Percentage of Personal Income	Per Capita	
\$ 33,055,294	\$ 290,915	\$ (69,323)	\$ 68,081,957	3.46%	1,290	
32,703,890	301,753	(53,919)	54,392,547	2.69%	1,036	
31,192,890	-	(38,514)	63,627,385	3.06%	1,208	
30,165,219	-	-	60,600,644	2.63%	1,152	
27,068,842	-	-	55,949,310	2.34%	1,061	
26,827,000	-	-	50,035,855	2.06%	947	
25,901,792	-	-	69,662,005	2.79%	1,316	
25,170,686	-	-	61,076,369	2.34%	1,158	
26,131,174	-	-	46,729,737	1.77%	884	
25,088,512	-	-	44,991,202	*	847	



**Parish of St. Charles**  
**Ratio of General Bonded Debt Outstanding**  
**Last Ten Years**  
**(Unaudited)**

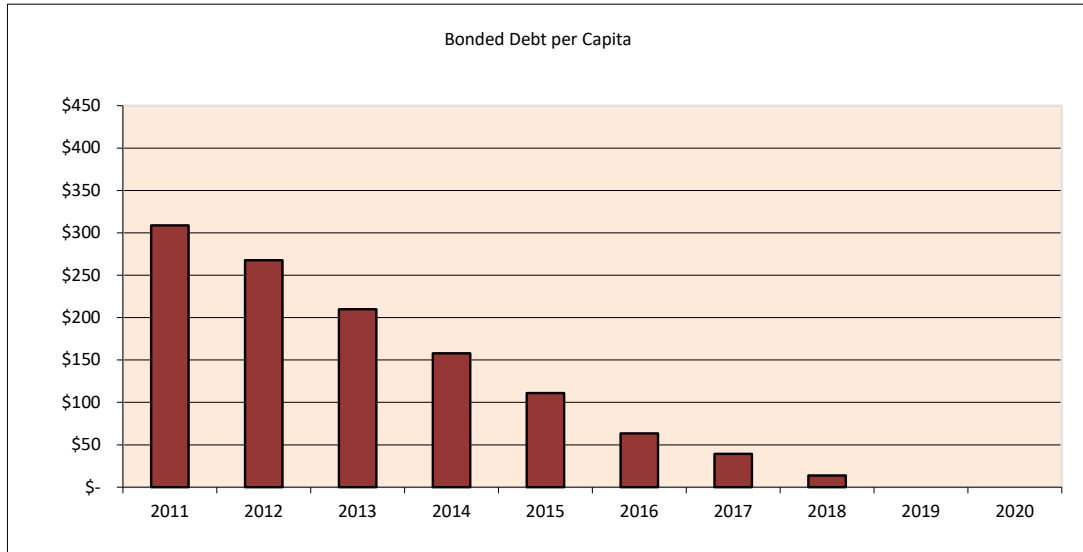
Year	General Obligation Bonds	Less: Amount Available In Debt Service Fund	Total	Percentage of Estimated Actual Value of Property <sup>1</sup>	Debt per Capita <sup>2</sup>
2011	\$ 19,265,000	\$ 2,974,243	\$ 16,290,757	0.16%	\$ 309
2012	17,402,762	3,337,088	14,065,674	0.13%	268
2013	14,875,000	3,821,766	11,053,234	0.10%	210
2014	12,500,000	4,192,878	8,307,122	0.07%	158
2015	9,905,000	4,057,596	5,847,404	0.46%	111
2016	3,785,000	431,498	3,353,502	0.27%	63
2017	2,490,000	409,654	2,080,346	0.17%	39
2018	1,165,000	430,965	734,035	0.06%	14
2019	-	-	-	0.00%	-
2020	-	-	-	0.00%	-

**Source:** Long-term debt note disclosure, Audited Annual Comprehensive Financial Reports. See Note 11.

**Note:** There is no general reserve fund requirement for excess revenue bonds in the State of Louisiana.

<sup>1</sup> See schedule of Assessed and Estimated Actual Value of Taxable Property. (Table E-5)

<sup>2</sup> Population data can be found in the Schedule of Demographic and Economic Statistics.



**Parish of St. Charles**  
**Direct and Overlapping Governmental Activities Debt**  
**December 31, 2020**  
**(Unaudited)**

<u>Jurisdiction</u>	<u>Gross Debt Outstanding</u>	<u>Percentage Applicable To Government</u>	<u>Amount Applicable To Government</u>
Direct:			
St. Charles Parish Government <sup>1</sup>			
2013 Public Improvement Sales Tax Series	\$ 885,000	100%	\$ 885,000
2019 Public Improvement Sales Tax Series	505,000	100%	505,000
2017 Limited Tax Revenue Bond	13,660,000	100%	13,660,000
2017 Limited Taxable Revenue Bond	<u>2,751,512</u>	100%	<u>2,751,512</u>
Total Direct debt	<u>\$ 17,801,512</u>		<u>\$ 17,801,512</u>
Overlapping:			
St. Charles Parish School Board <sup>2</sup>	<u>\$ 84,210,430</u>	100%	<u>\$ 84,210,430</u>
Total Overlapping debt	<u>\$ 84,210,430</u>		<u>\$ 84,210,430</u>
Total Direct and Overlapping debt	<u>\$ 102,011,942</u>		<u>\$ 102,011,942</u>
		2020 Population	53,100
		Per Capita	\$ 1,921

<sup>1</sup> All General Obligation Bonds are secured by Ad Valorem Taxes.

<sup>2</sup> **Source:** St. Charles Parish School Board Annual Comprehensive Financial Report - Statistical Section

**Note:** Overlapping governments are those that coincide, at least in part, with the geographic boundaries of the parish. This schedule estimates the portion of the outstanding debt of those overlapping governments that is borne by the residents and businesses of St. Charles Parish. This process recognizes that, when considering the government's ability to issue and repay long-term debt, the entire debt burden borne by the residents and businesses should be taken into account. However, this does not imply that every taxpayer is a resident, and therefore responsible for repaying the debt, of each overlapping government.

**Parish of St. Charles  
Legal Debt Margin  
Last Ten Years  
(Unaudited)**

	<u>2011</u>	<u>2012</u>	<u>2013</u>	<u>2014</u>
Debt Limit *	\$ 111,889,756	\$ 119,742,720	\$ 125,593,253	\$ 130,213,415
Total net debt applicable to limit **	<u>19,265,000</u>	<u>17,165,000</u>	<u>14,875,000</u>	<u>12,500,000</u>
Legal Debt Margin	<u>\$ 92,624,756</u>	<u>\$ 102,577,720</u>	<u>\$ 110,718,253</u>	<u>\$ 117,713,415</u>
Total net debt applicable to the limit as a percentage of debt limit	17.22%	14.33%	11.84%	9.60%

**Source:** Long-term debt note disclosure, Audited Annual Comprehensive Financial Reports. See Note 11.  
St. Charles Parish Tax Collector, 2019 Tax Roll

\* Legal debt limit is 10% of the assessed value of property for any one purpose.

\*\* Total net debt applicable to limit for all purposes combined is based on ad valorem taxes.



<u>2015</u>	<u>2016</u>	<u>2017</u>	<u>2018</u>	<u>2019</u>	<u>2020</u>
\$ 136,303,122	\$ 135,468,929	\$ 133,260,763	\$ 136,708,179	\$ 152,431,070	\$ 180,232,498
<u>9,905,000</u>	<u>3,785,000</u>	<u>2,490,000</u>	<u>1,165,000</u>	<u>-</u>	<u>-</u>
<u>\$ 126,398,122</u>	<u>\$ 131,683,929</u>	<u>\$ 130,770,763</u>	<u>\$ 135,543,179</u>	<u>\$ 152,431,070</u>	<u>\$ 180,232,498</u>
7.27%	2.79%	1.87%	0.85%	0.00%	0.00%

**Legal Debt Margin Calculation for Year 2020**

Assessed value	\$ 1,700,971,420
Add back: homestead exemption	<u>101,353,563</u>
Total assessed value	\$ 1,802,324,983
Debt limit (10% of total assessed value)	180,232,498
Legal Debt Margin	<u>\$ 180,232,498</u>

**Parish of St. Charles**  
**Dedicated Revenue Coverage**  
**Last Ten Years**  
**(Unaudited)**

Years	Gross Revenue <sup>1</sup>	Direct Operating Expenses <sup>2</sup>	Net Revenue Available for Debt Service	Debt Service Requirements			
				Principal	Interest	Total	Coverage
<b>Waterworks Utility System Fund</b>							
2011	\$ 11,359,081	\$ 7,376,205	\$ 3,982,876	\$ 755,000	\$ 1,340,777	\$ 2,095,777	1.90
2012	10,873,573	7,734,099	3,139,474	785,000	1,309,138	2,094,138	1.50
2013	10,847,417	7,952,093	2,895,324	820,000	1,013,798	1,833,798	1.58
2014	11,289,258	8,254,939	3,034,319	855,000	1,244,538	2,099,538	1.45
2015	11,761,195	7,751,961	4,009,234	895,000	993,560	1,888,560	2.12
2016	13,702,857	8,332,611	5,370,246	935,000	792,302	1,727,302	3.11
2017	13,521,453	8,454,028	5,067,425	750,000	766,103	1,516,103	3.34
2018	13,701,303	8,623,579	5,077,724	765,000	750,202	1,515,202	3.35
2019	13,403,967	9,400,914	4,003,053	780,000	734,003	1,514,003	2.64
2020	14,177,652	9,279,855	4,897,797	800,000	718,203	1,518,203	3.23
<b>Wastewater Utility System Fund</b>							
2011	\$ 7,830,465	\$ 7,009,082	\$ 821,383	\$ 365,000	\$ 59,483	\$ 424,483	1.94
2012	7,972,066	6,729,835	1,242,231	679,000	46,375	725,375	1.71
2013	8,835,935	7,936,603	899,332	691,000	35,252	726,252	1.24
2014	10,417,005	7,906,373	2,510,632	708,000	23,895	731,895	3.43
2015	11,121,671	7,375,674	3,745,997	721,000	12,095	733,095	5.11
2016	9,695,349	8,177,790	1,517,559	313,000	-	313,000	4.85
2017	12,144,888	8,616,811	3,528,077	316,000	195	316,195	11.16
2018	11,763,610	8,650,202	3,113,408	318,000	1,167	319,167	9.75
2019	13,050,618	9,839,514	3,211,104	321,000	8,466	329,466	9.75
2020	14,456,185	10,272,276	4,183,909	440,000	24,210	464,210	9.01

<sup>1</sup> **Source:** Proprietary Funds - Combining Statement of Revenues, Expenses and Changes in Net Position  
(Operating revenues less sewer development revenues; non-operating revenues; capital contributions; and transfers in)

<sup>2</sup> **Source:** Proprietary Funds - Combining Statement of Revenues, Expenses and Changes in Net Position  
(Operating expenses less depreciation; non-operating expenses less loss on disposition of fixed asset and bond interest)

**Parish of St. Charles  
Demographic and Economic Statistics  
Last Ten Years  
(Unaudited)**

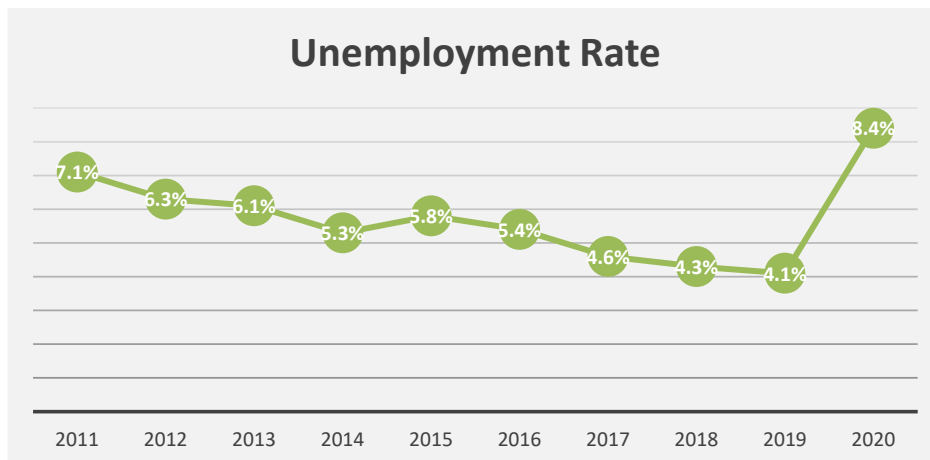
Year	Population <sup>2</sup>	Personal Income <sup>2</sup> (thousands of dollars)	Per Capita Personal Income <sup>2</sup>	Median Age	School Enrollment <sup>1</sup>	Unemployment Rate
2011	52,780	\$ 1,968,913	\$ 37,491	36.9	9,851	7.1%
2012	52,517	2,019,391	38,332	37.3	9,766	6.3%
2013	52,681	2,081,648	39,562	37.2	9,805	6.1%
2014	52,617	2,304,350	43,689	37.1	9,727	5.3%
2015	52,745	2,394,880	45,347	37.2	9,757	5.8%
2016	52,812	2,428,261	45,883	37.4	9,779	5.4%
2017	52,923	2,495,000	47,299	37.2	9,646	4.6%
2018	52,749	2,609,760	49,353	37.6	9,626	4.3%
2019	52,879	2,636,925	49,660	37.9	9,681	4.1%
2020	53,100	*	*	*	9,797	8.4%

**Sources:**

<sup>1</sup> St. Charles Parish School Board Annual Comprehensive Financial Report - Statistical Section.  
Louisiana Department of Labor - Research & Statistics

<sup>2</sup> U.S. Department of Commerce - Bureau of Economic Analysis  
(Revisions for 2005-2008 personal income estimates were released April 22, 2010. Additionally population and per capita personal income estimates were revised back to the year 2004.)  
Per capita personal income is total personal income divided by total midyear population.

\* Data not available.



**Parish of St. Charles  
Principal Employers  
Current Year and Nine Years Ago  
(Unaudited)**

Employer	2020			2011		
	Employees	Rank	Percentage of Total Parish Employment	Employees	Rank	Percentage of Total Parish Employment
St. Charles Parish School Board	1,700	1	6.78%	1,747	1	9.39%
Shell Norco Refining	1,200	2	4.78%	866	3	4.66%
Dow St. Charles Operations	991	3	3.95%	1,000	2	5.38%
Entergy; Waterford 3	800	4	3.19%	650	5	3.49%
Monsanto -Bayer	750	5	2.99%	698	4	3.75%
Valero St. Charles	550	6	2.19%	555	7	2.98%
St. Charles Parish Council	482	7	1.92%	564	6	3.03%
St. Charles Sheriff's Office	375	8	1.49%	435	9	2.34%
Southern Glazer's Wine & Spirits	328	9	1.31%	320	10	1.72%
St. Charles Hospital	300	10	1.20%	500	8	2.69%
Winn Dixie	258	11	1.03%	-	-	-
Randa Corporation	200	12	0.80%	-	-	-
Occidental Chemical	196	13	0.78%	215	13	1.16%
Walmart	168	14	0.67%	320	11	1.72%
International Matex Tank Terminals	166	15	0.66%	-	-	-
Bunge North America	147	16	0.59%	-	-	-
Motiva/Shell Chemical	-	-	-	258	12	1.39%
	<u>8,611</u>		<u>34.33%</u>	<u>8,128</u>		<u>43.70%</u>

**Source:** St. Charles Parish School Board Annual Comprehensive Financial Report - Statistical Section.

**Parish of St. Charles**  
**Full-time Equivalent Parish Employees by Function/Program**  
**Last Ten Years**  
**(Unaudited)**

	Full-time Equivalent Employees Allotted in Annual Budget									
	2011	2012	2013	2014	2015	2016	2017	2018	2019	2020
<b>GENERAL FUND</b>										
Animal Control	6.00	6.00	8.00	8.00	8.00	8.00	8.00	9.00	10.00	10.00
Coastal Zone Management	2.00	2.00	2.00	2.00	2.00	2.00	3.00	3.00	3.00	3.00
Community Action	5.75	5.80	6.96	7.71	7.61	7.57	7.74	9.12	8.88	8.10
Community Center	-	-	-	-	-	-	-	0.50	0.50	0.50
Community Serv. Block Grant	2.90	2.85	1.69	1.94	1.94	2.01	1.93	1.68	1.59	1.42
Constables & Justice of the Peace	14.00	14.00	14.00	14.00	14.00	14.00	14.00	14.00	14.00	14.00
Coroner	2.00	2.00	3.00	3.00	3.00	3.00	4.00	4.00	4.00	4.00
Council and Administration	20.00	20.00	20.00	20.00	19.00	20.00	20.00	20.00	20.00	20.00
District Attorney	9.00	9.00	9.00	9.00	9.00	9.00	9.00	9.00	9.00	9.00
District Court	7.00	7.00	4.53	4.53	4.56	4.56	4.58	4.59	4.59	4.60
Economic Development	3.00	3.00	3.00	3.00	3.00	3.00	3.00	3.00	3.00	3.00
Emergency Preparedness	10.00	9.00	9.00	9.00	10.00	10.00	11.00	11.00	11.00	11.00
Energy Assistance	0.35	0.35	0.35	0.35	0.45	0.42	0.33	0.31	0.53	0.48
Finance	12.50	12.50	13.00	13.00	13.00	13.00	13.00	13.00	13.00	13.00
General Government Buildings	17.00	17.00	18.00	19.00	21.25	21.25	21.00	18.89	15.00	15.00
GIS Info Systems	-	-	-	-	-	1.20	3.20	3.20	3.20	3.50
Grants Administration	2.00	2.00	3.00	3.00	3.00	3.00	3.00	3.00	3.00	3.00
Home Program	1.00	1.00	1.00	1.00	1.00	1.00	1.00	1.00	1.00	1.00
ICC Building Code	1.00	1.00	1.00	1.00	3.00	3.00	3.00	6.00	3.00	3.00
Information Technology	5.00	4.00	4.20	4.20	5.20	4.00	3.00	4.00	4.00	4.00
Legal Services	3.00	3.00	3.00	3.00	3.00	3.00	3.00	2.00	2.00	2.00
Parish President	4.00	4.00	4.00	4.00	4.00	4.00	5.00	6.00	6.00	6.00
Personnel	5.00	5.00	5.00	4.00	5.00	5.00	5.00	5.00	5.00	5.00
Planning and Zoning	17.00	17.00	17.30	17.30	17.30	15.30	15.30	14.30	14.30	14.30
Public Information Office	2.00	2.00	2.00	2.00	2.00	2.00	2.00	3.00	3.00	3.00
Purchasing	8.00	8.00	8.00	8.00	7.00	6.00	6.00	6.00	7.00	7.00
Registrar of Voters	3.00	3.00	3.00	3.00	3.00	3.00	3.00	3.00	3.00	3.00
Risk Management	2.00	2.00	2.00	3.00	4.00	4.00	3.00	3.00	3.00	3.00
<b>TOTAL GENERAL FUND</b>	<b>164.50</b>	<b>162.50</b>	<b>166.03</b>	<b>168.03</b>	<b>174.31</b>	<b>172.31</b>	<b>176.07</b>	<b>180.59</b>	<b>175.59</b>	<b>174.90</b>
<b>SPECIAL REVENUE FUNDS</b>										
Criminal Court Fund	-	-	2.47	2.47	2.44	2.44	2.42	2.41	2.40	2.40
Mosquito Control	1.00	1.00	1.00	1.00	1.01	0.67	0.67	1.01	1.01	1.01
Parks and Recreation	38.25	40.25	40.25	40.25	33.00	33.00	31.00	33.50	33.50	33.50
RSVP - Federal	1.20	0.60	0.55	0.35	0.53	0.53	0.53	0.52	0.53	0.53
RSVP - Local	1.85	2.40	2.45	1.65	1.47	1.47	1.47	1.48	1.47	1.47
RSVP - Nonfederal	0.95	1.00	1.00	1.00	1.00	1.00	1.00	1.00	-	-
Road and Drainage	158.50	168.50	167.70	172.70	174.70	175.70	189.20	194.20	191.20	197.60
Road Lighting	1.00	1.00	1.00	1.00	1.00	0.67	0.67	1.00	1.00	1.00
Workforce Investment Act	24.50	10.50	11.00	9.00	9.00	9.00	9.00	9.00	9.00	9.00
<b>TOTAL SPECIAL FUNDS</b>	<b>227.25</b>	<b>225.25</b>	<b>227.42</b>	<b>229.42</b>	<b>224.15</b>	<b>224.48</b>	<b>235.96</b>	<b>244.12</b>	<b>240.11</b>	<b>246.51</b>
<b>ENTERPRISE FUNDS</b>										
Wastewater Utility System	53.00	53.00	53.00	54.00	53.00	53.00	55.00	60.00	65.00	65.00
Waterworks Utility System	53.25	54.25	56.55	55.55	55.55	54.55	54.30	54.30	55.30	55.60
Solid Waste	1.00	1.00	1.00	1.00	0.99	0.66	0.66	0.99	0.99	0.99
<b>TOTAL ENTERPRISE FUNDS</b>	<b>106.25</b>	<b>107.25</b>	<b>109.55</b>	<b>110.55</b>	<b>109.54</b>	<b>108.21</b>	<b>109.96</b>	<b>115.29</b>	<b>121.29</b>	<b>121.59</b>
<b>TOTAL ALL FUNDS</b>	<b>498.00</b>	<b>495.00</b>	<b>503.00</b>	<b>508.00</b>	<b>508.00</b>	<b>505.00</b>	<b>522.00</b>	<b>540.00</b>	<b>537.00</b>	<b>543.00</b>

**Source:** Various parish departments

**Note:** Elected employees are included in this table; since they are eligible for health, retirement and other benefits.

**Parish of St. Charles**  
**Operating Indicators by Function/Program**  
**Last Ten Fiscal Years**  
**(Unaudited)**

<b>Function / Program</b>	<b>2011</b>	<b>2012</b>	<b>2013</b>	<b>2014</b>	<b>2015</b>	<b>2016</b>	<b>2017</b>	<b>2018</b>	<b>2019</b>	<b>2020</b>
<b>Primary Government:</b>										
Governmental Activities:										
General Governmental										
Number of checks written yearly	26,457	26,980	27,446	26,457	26,212	25,793	26,579	28,860	28,381	27,653
Number of building permits issued	483	510	510	466	496	303	352	432	395	402
Number of purchase orders issued	9,257	9,683	10,005	9,393	9,323	9,755	9,771	9,792	9,672	*
Public Works										
Number of work orders issued	5,387	7,491	8,624	7,928	8,722	8,239	8,473	7,878	20,099	20,365
Number of street lights	94,587	123,233	132,877	140,446	141,089	141,951	142,813	143,282	*	*
Miles of Roads Maintained <sup>1</sup>	212.90	225.84	225.84	225.84	225.84	225.84	214.37	234.62	234.89	*
Access Roads/Roadways	-	-	-	-	-	-	17.65	17.65	17.65	*
Health and Welfare										
Number of meals served - Summer Food Program	6,185	7,928	6,263	7,471	7,675	7,340	5,163	5,758	5,612	-
Number of Members in Workforce Investment Act	2,793	2,774	2,180	2,555	6,528	7,907	5,173	6,358	6,358	69
Number of Graduates in Workforce Investment Act	49	93	75	54	72	45	38	*	42	18
Number of Retired Senior Volunteers	700	690	646	654	676	706	638	615	716	600
Culture and Recreation										
Number of participants in group sports										
Baseball -youth	1,389	1,243	1,471	1,416	1,307	1,261	1,317	1,448	1,416	188
Basketball -youth & adults	1,522	1,591	1,338	1,344	1,297	1,161	1,289	1,364	1,367	1,177
Cheerleading -youth	215	200	150	135	89	120	112	112	108	160
Football -youth & adults	782	764	791	654	703	550	694	646	619	320
Healthy Kids Running	-	-	-	-	-	216	220	253	267	-
Senior/Special Olympics	1,152	1,125	1,103	1,103	1,103	983	975	1,042	1,066	-
Softball -youth & adults	1,299	1,300	1,210	975	873	862	851	820	661	153
Soccer -youth	800	900	900	900	900	900	900	900	900	886
Tennis	-	-	-	-	100	133	95	80	105	-
Track -youth	60	50	45	45	45	48	70	56	53	-
Volleyball - youth	218	288	282	274	252	288	278	275	310	324
Number of Summer/Swamp camp participants	468	464	437	689	662	755	515	540	584	209
Business-type Activities:										
Waterworks										
Number of metered customers	20,791	20,916	21,028	21,173	21,373	21,386	21,498	21,632	21,811	22,032
Water Consumption (million gallons per year)	2,464	2,209	2,174	2,245	2,282	2,171	2,147	2,160	2,167	2,185
Number of work orders issued	17,895	18,910	20,050	20,298	21,662	20,404	20,859	21,684	21,155	18,013
Wastewater										
Number of metered customers	18,080	18,152	18,198	18,314	18,503	18,487	18,574	18,708	18,855	19,043
Sewerage treatment (million gallons per year)	1,418	1,340	1,310	1,279	1,301	1,233	1,210	1,244	1,213	1,243
Number of work orders issued	2,833	3,434	2,876	1,804	1,704	1,782	1,825	1,450	1,758	1,748
Solid Waste Collection										
Waste collected (tons per year)	31,572	31,503	29,997	29,314	29,140	28,414	30,897	32,228	31,400	34,796
Residencies receiving services	18,187	18,132	18,390	18,390	18,390	18,390	17,577	18,300	18,778	18,778
<b>Component Unit:</b>										
Library Service District, No. 1										
Number of books owned	246,547	248,231	261,048	265,522	270,482	242,982	240,168	253,255	272,723	277,308
Number of registered borrowers	41,533	30,700	32,542	33,875	34,902	36,527	37,969	39,806	37,665	35,822
Number of items circulated	234,092	220,346	226,554	237,571	244,501	227,930	230,992	238,509	254,231	199,496

**Source:** Various Parish Departments

**Note:** Operating Indicators are not available for the public safety or economic development functions.

<sup>1</sup> Miles of streets include Parish owned and maintained streets only; major state highways are not included.

\* Data Not Available.

2020 - Sport participation was low due to Covid-19 virus.

**Parish of St. Charles**  
**Capital Asset Statistics by Function**  
**Last Ten Fiscal Years**  
**(Unaudited)**

<b>Function / Program</b>	<b>2011</b>	<b>2012</b>	<b>2013</b>	<b>2014</b>	<b>2015</b>	<b>2016</b>	<b>2017</b>	<b>2018</b>	<b>2019</b>	<b>2020</b>
<b>Primary Government:</b>										
Governmental Activities:										
Public Safety										
Fire Stations	22	22	22	22	22	21	22	22	22	22
Fire Hydrants	522	525	525	525	525	525	530	542	548	*
Public Works										
Drainage Lines (miles)	40.29	40.56	40.56	40.56	40.56	40.56	41.41	41.53	41.60	*
Number of Pump Stations	45	45	52	52	52	52	53	55	55	55
Sidewalks (miles)	20.67	20.67	20.67	20.67	20.67	20.67	20.67	20.67	20.67	*
Number of Streetlights	859	864	864	864	864	864	876	907	917	917
Culture and Recreation										
Parks owned	19	19	19	19	19	27	27	27	27	27
Parks maintained	41	41	41	41	41	52	52	52	52	52
Business-type Activities:										
Waterworks										
Plant Production Capacity (millions of gallons per day)	21	21	21	21	21	19	19	19	19	19
Water Mains (miles)	51.09	51.32	51.39	51.39	51.39	51.39	52.12	53.26	53.67	*
Water Storage Capacity (millions of gallons)	10.5	10.5	10.5	10.7	10.7	10.6	10.6	10.6	10.6	10.6
Wastewater										
Number of Lift Stations **	315	351	351	351	351	337	337	338	338	*
Sewer Lines (miles)	67.17	67.39	67.39	67.39	67.39	67.39	67.93	69.37	69.76	*
Maximum Daily Treatment Capacity (millions of gallons per day)	9.30	9.30	11.50	11.50	11.50	11.50	11.50	11.50	11.50	11.50
<b>Component Unit:</b>										
Library Service District, No. 1										
Number of Libraries	6	6	6	6	6	6	6	6	6	6

**Source:** Annual Road Maintenance Manual

Various Parish departments

**Note:** Capital asset indicators are not available for the general government, health and welfare, economic development, or solid waste functions.

\* Data not available

\*\* Prior to 2008, lift stations located on Bayou Gauche Island were not included in statistical information.

<sup>1</sup> Miles of streets include Parish owned and maintained streets only; major state highways are not included.

**Parish of St. Charles**  
**Schedule of Insurance Policies in Force**  
**December 31, 2020**  
**(Unaudited)**

<u>Kind of Insurance Coverage</u>	<u>Insurance Company</u>	<u>Policy Amount</u>	<u>Policy Expiration</u>
Excess Property	AmRisk Insurance, LLC	\$ 109,282,593	05/01/21
Flood Insurance	Wright National Flood Insurance Company	16,356,900	09/10/21
Automobile Liability and Collision	American Alternative Insurance Corp.	10,000,000	05/01/21
General Liability	American Alternative Insurance Corp.	10,000,000	05/01/21
Public Officials and Employees Liability	American Alternative Insurance Corp.	10,000,000	05/01/21
Terrorism Insurance	Lloyds of London	5,000,000	05/01/21
Workers Compensation	Parish Government Risk Management Agency		01/01/21
Bodily Injury by:			
Accident each		1,000,000	
Disease each		1,000,000	
Disease limit		1,000,000	
Excess Umbrella	American Alternative Insurance Corp.	10,000,000	05/01/21
Boiler & Machinery	Hartford Steam Boiler	50,000,000	05/01/21

The above policy amounts are the amounts of coverage for the Parish of St. Charles. The Consolidated Waterworks and Wastewater District No. 1 is covered by the Parish's policy.

**Source:** Various Parish Departments



# **Single Audit Section**

**INDEPENDENT AUDITORS' REPORT ON INTERNAL CONTROL OVER FINANCIAL REPORTING AND ON COMPLIANCE AND OTHER MATTERS BASED ON AN AUDIT OF FINANCIAL STATEMENTS PERFORMED IN ACCORDANCE WITH GOVERNMENT AUDITING STANDARDS**

To the Honorable President  
and Members of the Council  
St. Charles Parish Council  
Hahnville, Louisiana

We have audited, in accordance with the auditing standards generally accepted in the United States of America and the standards applicable to financial audits contained in *Government Auditing Standards* issued by the Comptroller General of the United States, the financial statements of the governmental activities, the business-type activities, the aggregate discretely presented component units, each major fund, and the aggregate remaining fund information of St. Charles Parish Council (the Parish), as of and for the year ended December 31, 2020, and the related notes to the financial statements, which collectively comprise the Parish's basic financial statements and have issued our report thereon dated **December XX, 2021**.

**Internal Control over Financial Reporting**

In planning and performing our audit of the financial statements, we considered the Parish's internal control over financial reporting (internal control) to determine the audit procedures that are appropriate in the circumstances for the purpose of expressing our opinions on the financial statements, but not for the purpose of expressing an opinion on the effectiveness of the Parish's internal control. Accordingly, we do not express an opinion on the effectiveness of the Parish's internal control.

*A deficiency in internal control* exists when the design or operation of a control does not allow management or employees, in the normal course of performing their assigned functions, to prevent, or detect and correct, misstatements on a timely basis. A *material weakness* is a deficiency, or a combination of deficiencies, in internal control such that there is a reasonable possibility that a material misstatement of the Parish's financial statements will not be prevented, or detected and corrected on a timely basis. A *significant deficiency* is a deficiency, or a combination of deficiencies, in internal control that is less severe than a material weakness, yet important enough to merit attention by those charged with governance.

Our consideration of internal control was for the limited purpose described in the first paragraph of this section and was not designed to identify all deficiencies in internal control that might be material weaknesses or significant deficiencies and therefore, material weaknesses or significant deficiencies may exist that have not been identified. Given these limitations, during our audit we did not identify

any deficiencies in internal control that we consider to be material weaknesses. However, material weaknesses may exist that have not been identified.

### **Compliance and Other Matters**

As part of obtaining reasonable assurance about whether the Parish's financial statements are free from material misstatement, we performed tests of its compliance with certain provisions of laws, regulations, contracts, and grant agreements, noncompliance with which could have a direct and material effect on the determination of financial statement amounts. However, providing an opinion on compliance with those provisions was not an objective of our audit, and accordingly, we do not express such an opinion. The results of our tests disclosed no instances of noncompliance or other matters that are required to be reported under *Government Auditing Standards*.

### **Purpose of this Report**

The purpose of this report is solely to describe the scope of our testing of internal control and compliance and the results of that testing, and not to provide an opinion on the effectiveness of the Parish's internal control or on compliance. This report is an integral part of an audit performed in accordance with *Government Auditing Standards* in considering the Parish's internal control and compliance. Accordingly, this communication is not suitable for any other purpose.

DRAFT

Metairie, Louisiana

December XX, 2021

**INDEPENDENT AUDITORS' REPORT ON COMPLIANCE FOR EACH MAJOR PROGRAM  
AND ON INTERNAL CONTROL OVER COMPLIANCE REQUIRED BY THE UNIFORM GUIDANCE**

To the Honorable President  
and Members of the Council  
St. Charles Parish Council  
Hahnville, Louisiana

**Report on Compliance for Each Major Federal Program**

We have audited the Parish's compliance with the types of compliance requirements described in the *OMB Compliance Supplement* that could have a direct and material effect on each of the Parish's major federal program for the year ended December 31, 2020. The Parish's major federal program is identified in the summary of auditors' results section of the accompanying schedule of findings and questioned costs.

***Management's Responsibility***

Management is responsible for compliance with federal statutes, regulations, and the terms and conditions of its federal awards applicable to its federal programs.

***Auditors' Responsibility***

Our responsibility is to express an opinion on compliance for the Parish's major federal program based on our audit of the types of compliance requirements referred to above. We conducted our audit of compliance in accordance with auditing standards generally accepted in the United States of America; the standards applicable to financial audits contained in *Government Auditing Standards*, issued by the Comptroller General of the United States; and the audit requirements of Title 2 U.S. *Code of Federal Regulations* Part 200, *Uniform Administrative Requirements, Cost Principles, and Audit Requirements for Federal Awards* (Uniform Guidance). Those standards and the Uniform Guidance require that we plan and perform the audit to obtain reasonable assurance about whether noncompliance with the types of compliance requirements referred to above that could have a direct and material effect on a major federal program occurred. An audit includes examining, on a test basis, evidence about the Parish's compliance with those requirements and performing such other procedures as we considered necessary in the circumstances.

We believe that our audit provides a reasonable basis for our opinion on compliance for the major federal program. However, our audit does not provide a legal determination of the Parish's compliance.

### ***Opinion on Each Major Federal Program***

In our opinion, the Parish complied, in all material respects, with the types of compliance requirements referred to above that could have a direct and material effect on its major federal program for the year ended December 31, 2020.

### **Report on Internal Control over Compliance**

Management of the Parish is responsible for establishing and maintaining effective internal control over compliance with the types of compliance requirements referred to above. In planning and performing our audit of compliance, we considered the Parish's internal control over compliance with the types of requirements that could have a direct and material effect on the major federal program to determine the auditing procedures that are appropriate in the circumstances for the purpose of expressing an opinion on compliance for the major federal program and to test and report on internal control over compliance in accordance with the Uniform Guidance, but not for the purpose of expressing an opinion on the effectiveness of internal control over compliance. Accordingly, we do not express an opinion on the effectiveness of the Parish's internal control over compliance.

*A deficiency in internal control over compliance* exists when the design or operation of a control over compliance does not allow management or employees, in the normal course of performing their assigned functions, to prevent, or detect and correct, noncompliance with a type of compliance requirement of a federal program on a timely basis. *A material weakness in internal control over compliance* is a deficiency, or a combination of deficiencies, in internal control over compliance, such that there is a reasonable possibility that material noncompliance with a type of compliance requirement of a federal program will not be prevented, or detected and corrected, on a timely basis. *A significant deficiency in internal control over compliance* is a deficiency, or a combination of deficiencies, in internal control over compliance with a type of compliance requirement of a federal program that is less severe than a material weakness in internal control over compliance, yet important enough to merit attention by those charged with governance.

Our consideration of internal control over compliance was for the limited purpose described in the first paragraph of this section and was not designed to identify all deficiencies in internal control over compliance that might be material weaknesses or significant deficiencies and therefore, material weaknesses or significant deficiencies may exist that have not been identified.

The purpose of this report on internal control over compliance is solely to describe the scope of our testing of internal control over compliance and the results of that testing based on the requirements of the Uniform Guidance. Accordingly, this report is not suitable for any other purpose.

DRAFT

Metairie, Louisiana  
December XX, 2021

**St. Charles Parish Council**  
**Schedule of Findings And Questioned Costs**

**SECTION I – SUMMARY OF AUDITORS’ RESULTS**

*Financial Statements*

Type of auditors’ report issued: Unmodified

Internal control over financial reporting:

- Material weakness(es) identified? \_\_\_ yes   X   no
- Significant deficiency(es) identified? \_\_\_ yes   X   none noted

Noncompliance material to financial statements noted? \_\_\_ yes   X   no

*Federal Awards*

Internal control over major federal programs:

- Material weakness(es) identified? \_\_\_ yes   X   no
- Significant deficiency(es) identified? \_\_\_ yes   X   none noted

Type of auditors’ report issued on compliance for major federal programs: Unmodified

Any audit findings disclosed that are required to be reported in accordance with 2 CFR Part 200.516(a)? \_\_\_ yes   X   none noted

Identification of major federal programs:

Federal Program or Cluster	Federal Award
GoMESA - CFDA# 15.435	\$1,687,259
Coronavirus Relief Fund – CFDA# 21.019	\$1,357,824
Gulf Coast Ecosystem Restoration Council Oil Spill Impact Program – CFDA# 87.052	\$786,506
Flood Mitigation Assistance – CFDA# 97.029	\$1,056,987

Dollar threshold used to distinguish between type A and B programs was \$750,000 for major federal programs.

Auditee qualified as a low-risk auditee for federal purposes?   X   yes   \_\_\_   no



**St. Charles Parish Council**  
**Schedule of Current Year Findings And Questioned Costs**

**SECTION II – FINANCIAL STATEMENT FINDINGS**

No matters are reportable.

**SECTION III – FEDERAL AWARD FINDINGS AND QUESTIONED COSTS**

No matters are reportable.

**SECTION IV – MANAGEMENT LETTER COMMENTS**

A management letter was not issued for the year ended December 31, 2020.



**St. Charles Parish Council**  
**Summary Schedule of Prior Audit Findings**

**PART II – FINANCIAL STATEMENT FINDINGS**

**2019-01 – Material Weakness – Internal Control Over Financial Reporting**

**Finding:** For the year ended December 31, 2019, the Parish did not properly accrue \$240,486 of expenses incurred near year end. These expenses were paid in January 2020 but were not appropriately recorded in 2019 with a related liability. The Parish should ensure that all expenses incurred are recorded in the appropriate year.

**Management response:** The Parish reissued the 2019 financial statements and included all expenses that were incurred in 2019 and ensured that all expenses incurred in 2020 were properly accrued and recorded on the 2020 financial statements.

**Status:** Resolved.

**PART III – FEDERAL AWARD FINDINGS AND QUESTIONED COSTS**

**2019-02 – Significant Deficiency – Schedule of Expenditures of Federal Awards**

**Finding:** For the year ended December 31, 2019, the Parish did not disclose \$164,814 of federal expenditures on the Schedule of Expenditures of Federal Awards related to CFDA# 66.458 Capitalization Grants for Clean Water State Revolving Funds. The Parish should disclose all expenditures related to federal awards on the Schedule of Expenditures of Federal Awards.

**Management response:** The Parish reissued the 2019 financial statements and Schedule of Expenditures of Federal Awards including the missing expenditures for CFDA# 66.458. All federal award amounts were included in the current year Schedule of Expenditures of Federal Awards.

**Status:** Resolved.

**PART IV – MANAGEMENT LETTER COMMENTS**

A management letter was not issued for the year ended December 31, 2019.



**Parish of St. Charles**  
Schedule of Expenditures of Federal Awards  
For the Year Ended December 31, 2020

Cluster Federal Grantor/Pass-Through Grantors/Program Title	Federal CFDA Number	Grant Number	Grant End Date	Federal Expenditures	Local Expenditures	Amount Passed through to Subrecipient	Total
<b><u>WIA/WIOA CLUSTER</u></b>							
<b>U.S. DEPARTMENT OF LABOR</b>							
Passed through State of Louisiana Workforce Commission:							
WIA/WIOA Adult Program	17.258	2000358594	6/30/20	187,669	-	-	187,669
WIA/WIOA Adult Program	17.258	2000448968	6/30/21	166,211	-	-	166,211
WIA/WIOA Youth Program	17.259	2000358594	6/30/20	38,996	-	-	38,996
WIA/WIOA Youth Program	17.259	2000448968	6/30/21	160,577	-	-	160,577
WIA/WIOA Dislocated Workers	17.278	2000358594	6/30/20	139,973	-	-	139,973
WIA/WIOA Dislocated Workers	17.278	2000448968	6/30/21	130,927	-	-	130,927
<b><u>TOTAL WIA/WIOA CLUSTER</u></b>				<u>824,353</u>	<u>-</u>	<u>-</u>	<u>824,353</u>
<b><u>HIGHWAY PLANNING AND CONSTRUCTION CLUSTER</u></b>							
<b>U.S. DEPARTMENT OF TRANSPORTATION</b>							
From FHWA through the LA Dept. of Trans. & Dev.:							
Transportation Enhancement Program	20.205	H009763	--	662,079	34,846	-	696,925
<b><u>TOTAL HIGHWAY PLANNING AND CONSTRUCTION CLUSTER</u></b>				<u>662,079</u>	<u>34,846</u>	<u>-</u>	<u>696,925</u>
<b><u>CLEAN WATER STATE REVOLVING FUND CLUSTER</u></b>							
<b>U.S. ENVIRONMENTAL PROTECTION AGENCY</b>							
Passed through LA Dept. of Environmental Quality:							
Municipal Facilities Revolving Loan Fund	66.458	Loan #: CS 2211140-03	--	73,852	-	-	73,852
<b><u>CLEAN WATER STATE REVOLVING FUND CLUSTER</u></b>				<u>73,852</u>	<u>-</u>	<u>-</u>	<u>73,852</u>
<b><u>477 CLUSTER</u></b>							
<b>U.S. DEPT. OF HEALTH AND HUMAN SERVICES</b>							
Passed through State of LA Louisiana Workforce Commission:							
Community Services Block Grant	93.569	Subgrant#: 2020P0076	9/30/21	112,166	-	-	112,166
Community Services Block Grant - CARES	93.569	Subgrant#: 2001LACSC3	9/30/22	48,012	-	-	48,012
<b><u>TOTAL 477 CLUSTER</u></b>				<u>160,178</u>	<u>-</u>	<u>-</u>	<u>160,178</u>

**Parish of St. Charles**  
Schedule of Expenditures of Federal Awards  
For the Year Ended December 31, 2020

Federal Grantor/Pass-Through Grantors/Program Title	Federal CFDA Number	Grant Number	Grant End Date	Federal Expenditures	Local Expenditures	Amount Passed through to Subrecipient	Total
<b>U.S. DEPT OF AGRICULTURE RURAL DEVELOPMENT</b>							
Housing Preservation Grant Program	10.433	22-045-726001208	10/1/21	71,775	28,512	-	100,287
<b>TOTAL U.S. DEPT OF AGRICULTURE RURAL DEVELOPMENT</b>				<u>71,775</u>	<u>28,512</u>	<u>-</u>	<u>100,287</u>
<b>U.S. ARMY CORP OF ENGINEERS</b>							
Passed through State of Louisiana Coastal Protection and Restoration Authority: Davis Pond Freshwater Diversion Project	--	LAGOV: 2000184652	1/31/21	295,575	-	-	295,575
<b>TOTAL U.S. ARMY CORP OF ENGINEERS</b>				<u>295,575</u>	<u>-</u>	<u>-</u>	<u>295,575</u>
<b>U.S. DEPT. OF HOUSING AND URBAN DEVELOPMENT</b>							
Passed through Jefferson Parish Dept. of Community Development: HOME Program	14.239	PROGRAM YEARS 2015 - 2020	--	96,996	101,041	-	198,037
<b>TOTAL U.S. DEPT. OF HOUSING AND URBAN DEVELOPMENT</b>				<u>96,996</u>	<u>101,041</u>	<u>-</u>	<u>198,037</u>
<b>U.S. DEPARTMENT OF INTERIOR</b>							
On behalf of the U.S. Dept. of Defense - USACE and Bureau of Land Management: Payments in Lieu of Taxes (PILT Program)	15.226	--	--	21,604	-	-	21,604
Passed through Coastal Protection and Restoration Authority Gulf of Mexico Energy Security Act	15.435	BA-0216	3/12/2024	1,687,259	-	-	1,687,259
<b>TOTAL U.S. DEPT. OF INTERIOR</b>				<u>1,708,863</u>	<u>-</u>	<u>-</u>	<u>1,708,863</u>
<b>U.S. DEPARTMENT OF THE TREASURY</b>							
Passed through State of Louisiana Office of Community Development Coronavirus Relief Fund (CARES Act)	21.019	--	12/30/2020	1,357,824	386,828	-	1,744,652
Resources and Ecosystems Sustainability, Tourist Opportunities, and Revived Economies of the Gulf Coast States (RESTORE) Act	21.015	1 RDCGR3380093-01-00	7/31/2022	123,481	-	-	123,481
<b>TOTAL U.S. DEPT. OF THE TREASURY</b>				<u>1,481,305</u>	<u>386,828</u>	<u>-</u>	<u>1,868,133</u>
<b>GULF COAST ECOSYSTEM RESTORATION COUNCIL</b>							
Passed through the Coastal Protection and Restoration Authority Gulf Coast Ecosystem Restoration Council Oil Spill Impact Program	87.052	BA-0209	10/31/21	786,506	469,024	-	1,255,530
<b>TOTAL GULF COAST ECOSYSTEM RESTORATION COUNCIL</b>				<u>786,506</u>	<u>469,024</u>	<u>-</u>	<u>1,255,530</u>
<b>DELTA REGIONAL AUTHORITY</b>							
States Economic Development Assistance Program	90.204	LA-51112	12/31/21	194,000	-	-	194,000
<b>TOTAL DELTA REGIONAL AUTHORITY</b>				<u>194,000</u>	<u>-</u>	<u>-</u>	<u>194,000</u>
<b>U.S. DEPT. OF HEALTH AND HUMAN SERVICES</b>							
Passed through State of LA Dept. of Health and Hospitals: Cities Readiness Initiative Planning Program	93.069	LAGOV: 2000447394	3/30/20	17,201	-	-	17,201
Passed through Louisiana Housing Corporation:  Low Income Home Energy Assistance Program	93.568	PY 2019 DHHS Alloc.; 2020 DHHS Allocation; 2020 DHHS Allocation First Amendment 2020 DHHS Allocation Second Amendment	9/30/2020 9/30/2021	58,600	-	-	58,600
<b>TOTAL U.S. DEPT. OF HEALTH AND HUMAN SERVICES</b>				<u>75,801</u>	<u>-</u>	<u>-</u>	<u>75,801</u>
<b>CORPORATION FOR NATIONAL AND COMMUNITY SERVICE</b>							
Retired and Senior Volunteer Program	94.002	17SRWLA001 20SRWLA001	3/31/2020 3/31/2021	47,003	-	-	47,003
<b>TOTAL CORPORATION FOR NATIONAL AND COMMUNITY SERVICE</b>				<u>47,003</u>	<u>-</u>	<u>-</u>	<u>47,003</u>

**Parish of St. Charles**  
Schedule of Expenditures of Federal Awards  
For the Year Ended December 31, 2020

Federal Grantor/Pass-Through Grantors/Program Title	Federal CFDA Number	Grant Number	Grant End Date	Federal Expenditures	Local Expenditures	Amount Passed through to Subrecipient	Total
<b>U.S. DEPT. OF HOMELAND SECURITY/FEMA</b>							
Passed through State of LA Governor's Office of Homeland Security and Emergency Preparedness:							
FEMA- Flood Mitigation Assistance Program (see Note 2)	97.029	FMA-PJ-06-LA-2017-018	3/21/21	1,056,987	36,017	-	1,093,004
FEMA- Public Assistance Program - FEMA-DR-4345 (see Note 2)	97.036	MOU	--	309,593	101,057	-	410,650
FEMA- Public Assistance Program - FEMA-DR-3392 (see Note 2)	97.036	MOU	--	5,253	-	-	5,253
FEMA- Public Assistance Program - FEMA-EM-3527	97.036	MOU	--	9,220	3,073	-	12,293
FEMA-1603 - Hazard Mitigation Grant Program (see Note 2)	97.039	HMGF#1603-089-0012	8/29/20	99,199	-	-	99,199
FEMA-4277 - Hazard Mitigation Grant Program	97.039	HMGF#4277-0020	8/31/20	303,512	258,651	-	562,163
FEMA-4080 - Hazard Mitigation Grant Program (see Note 2)	97.039	HMGF#4080-089-0002	11/30/20	951,973	376,306	-	1,328,279
Emergency Management Performance Grant	97.042	EMT-2019-EP-00006-S01	5/31/21	30,000	-	-	30,000
FEMA- Pre-Disaster Mitigation Grant Program	97.047	PDM-PJ-06-LA-2017-002	1/21/21	11,435	3,812	-	15,247
<b>TOTAL U.S. DEPT. OF HOMELAND SECURITY</b>				<u>2,777,172</u>	<u>778,916</u>	<u>-</u>	<u>3,556,088</u>
<b>TOTAL FEDERAL AWARDS</b>				<u>\$ 9,255,458</u>	<u>\$ 1,799,167</u>	<u>\$ -</u>	<u>\$ 10,980,773</u>

**Parish of St. Charles**  
Notes to the Schedule of Expenditures  
of Federal Awards  
For the Year Ended December 31, 2020

**Note 1. Summary of Significant Accounting Policies**

The accompanying Schedule of Expenditures of Federal Awards has been prepared on the modified accrual basis of accounting. Federal expenditures consist of federal financial assistance and local expenditures consist of all local expenditures incurred in the operations of the program, which would include state and parish portions. The Parish has elected not to use the 10% de minimis indirect cost rate allowed under Uniform Guidance.

**Note 2. Amount Received for Expenditures in a Prior Year**

Revenue was received from the following grant programs for amounts expended in prior years:

	<u>CFDA #</u>	<u>Amount Received</u>	<u>2020 Federal Expenditures</u>	<u>PY Federal Expenditures</u>
FMA-PJ-06-LA-2017-018	97.029	\$ 1,056,987	\$ 1,047,580	\$ 9,407
FEMA- PA-FEMA-DR-4345	97.036	\$ 123,914	-	\$ 309,593
FEMA PA - FEMA-DR-3392	97.036	\$ 4,238	-	\$ 5,253
FEMA -1603 - HMGP 1603-089-0012	97.039	\$ 99,199	-	\$ 99,199
HMGP#4080- 089-002	97.039	\$ 951,973	\$ 367,833	\$ 584,140

**Note 3. Federally Funded Insurance**

The Parish has no federally funded insurance.

**Note 4. Non-Cash Assistance**

The Parish did not receive any federal non-cash assistance for the year ended December 31, 2020.

**Note 5. Federal Loan and Loan Guarantee Programs**

The outstanding balances for Loan and Loan Guarantee Programs as of December 31, 2020 is as follows

	<u>CFDA #</u>	<u>Outstanding Balance</u>
EPA-LDEQ- Clean Water State Revolving Fund	66.458	\$ 2,634,512

