

2025-0394

**INTRODUCED BY MATTHEW JEWELL, PARISH PRESIDENT
(DEPARTMENT OF PARKS AND RECREATION)**

ORDINANCE NO. 26-1-5

An ordinance approving and authorizing the execution of Change Order No. 1 (Final) for East Bank Bridge Park Improvements (Project No. RECEBI23), to increase the contract amount by \$63,294.80 and increase the contract time by one hundred thirty-four (134) days.

WHEREAS, Ordinance No. 23-7-3 adopted on July 10, 2023, by the St. Charles Parish Council, approved and authorized the execution of a Professional Services Agreement with Danny J. Hebert, P.E., L.L.C. d.b.a. Civil & Environmental Consulting Engineers, to perform engineering services for the East Bank Bridge Park Improvements (Project No. RECEBI23), in the not to exceed amount of \$293,500.00; and,

WHEREAS, Ordinance No. 24-9-10 adopted on September 23, 2024, by the St. Charles Parish Council, approved and authorized the execution of a Contract with Jones Construction Solutions, LLC, for the East Bank Bridge Park Improvements (Project No. RECEBI23), in the amount of \$3,693,000.00; and,

WHEREAS, Change Order No. 1 (Final) will increase the contract amount by \$63,294.80 and increase the contract time by one hundred thirty-four (134) days; and,

WHEREAS, St. Charles Parish and Jones Construction Solutions, LLC have mutually agreed to increase the contract amount by \$63,294.80 and increase the contract time by one hundred thirty-four (134) days.

THE ST. CHARLES PARISH COUNCIL HEREBY ORDAINS:

SECTION I. That Change Order No. 1 (Final) for the East Bank Bridge Park Improvements (Project No. RECEBI23), to increase the contract amount by \$63,294.80 and increase the contract time by one hundred thirty-four (134) days is hereby approved and accepted.

SECTION II. That the Parish President is hereby authorized to execute said Change Order on behalf of St. Charles Parish.

The foregoing ordinance having been submitted to a vote, the vote thereon was as follows:

YEAS: MOBLEY, FONSECA, WILSON, SKIBA, PILIE, COMARDELLE,
O'DANIELS, FISHER, DEBRULER
NAYS: NONE
ABSENT: NONE

And the ordinance was declared adopted this 12th day of January, 2026, to become effective five (5) days after publication in the Official Journal.

CHAIRMAN: [Signature]
SECRETARY: [Signature]
DLVD/PARISH PRESIDENT: January 13, 2026
APPROVED: [Signature] DISAPPROVED: _____

PARISH PRESIDENT: [Signature]
RETD/SECRETARY: January 14, 2026
AT: 2:27pm RECD BY: [Signature]

RECORDED IN THE ST. CHARLES PARISH
CLERK OF COURT OFFICE

ON 1/15/2026
AS INSTRUMENT NO. 493742

IN MORTGAGE/CONVEYANCE/OATH BOOK

SECTION 00806

CHANGE ORDER

No. **1 (FINAL)**

DATE OF ISSUANCE **December 8, 2025**

EFFECTIVE DATE **1/13/26**

Owner: **St. Charles Parish**

Contractor: **Jones Construction Solutions, LLC**

Contract: **Jones Construction Solutions, LLC**

Project: **East Bank Bridge Park Improvements**

Owner's Contract No.: **RECEBI23**

Engineer's Contract No.: **N/A**

ENGINEER: **Civil & Environmental Consulting Engineers, Danny J. Hebert, P.E., LLC**

You are directed to make the following changes in the Contract Documents:

Description: *To increase the contract by \$63,294.80 and add 7 days for the addition of a precast catch basin, 98 days for weather delays, and 29 days for river stages above 11'.*

1. **Delete the Following Work Items:**

- a. Remaining Landscaping Allowance = (-\$15,800.00)
- b. Delayed Liquidated Damages – The original substantial completion was April 12, 2025. The scheduled substantial completion due to increased days for precast catch basin, weather delays, and river delays was August 24, 2025. The actual substantial completion is September 17, 2025.
158 days over original schedule (April 12, 2025 – September 17, 2025)
-7 precast catch basin
-98 weather delays (see attached)
-29 river stage days (see attached)
24 Days late x \$1,000.00/day = (-\$24,000.00)

Total of Deducted Items = (-\$39,800.00)

2. **Add the Following Work Items:**

- a. New Contract Item #: Change Request No. 1 - *Add 420' of ornamental fence*
Addition of \$84,832.00. See attached cost estimate for details.
- b. New Contract Item #: Change Request No. 2 - *Add asphalt subbase demolition*
Addition of \$12,669.80. See attached cost estimate for details.
- c. New Contract Item #: Change Request No. 2 - *Add precast catch basin for 48" drainage pipe*
Addition of \$5,593.00. See attached cost estimate for details.

Total of Added Work Items = (+\$103,094.80)

Total of Change in Work Items Quantity = (+63,294.80)

Reason for Change Order: List a reason for each Line Item listed above.

- 1. Deleted Work Items
 - a. Change Request No. 2 - Deduction of remaining Landscaping Allowance
 - b. Delayed liquidated damages
- 2. Add Work Items
 - a. Change Request No. 1 - 420' of ornamental fence
 - b. Change Request No. 2 - Asphalt subbase demolition
 - c. Change Request No. 2 - Precast catch basin for 48" drainage pipe

Add additional days per below:

The original substantial completion was April 12, 2025. The scheduled substantial completion due to increased days for precast catch basin, weather delays, and river delays was August 24, 2025. The actual substantial completion is September 17, 2025. Liquidated Damages of \$24,000.00 are being assessed.

1. 7 days – Change Request No. 2 – Precast catch basin for 48” drainage pipe
 2. 98 days – Weather delays
 3. 29 days – River stages above 11’.
- 134 Days

Attachments: Tabulation of Additional Days
Work Change Directive No. 1
Rain and Weather delays documentation

CHANGE IN CONTRACT PRICE:
Original Contract Price <u>\$3,693,000.00</u>
Net Increase (Decrease) from previous Change Orders No. ____ to ____: <u>\$N/A</u>
Contract Price prior to this Change Order: <u>\$3,693,000.00</u>
Net increase of this Change Order: <u>\$63,294.80</u>
Contract Price with all approved Change Orders: <u>\$3,756,294.80</u>

CHANGE IN CONTRACT TIMES:
Original Contract Times: Substantial Completion: <u>April 12, 2025</u> Ready for final payment: _____ (days or dates)
Net change from previous Change Orders No. ____ to No. ____: Substantial Completion: <u>N/A</u> Ready for final payment: _____ (days)
Contract Times prior to this Change Order: Substantial Completion: <u>April 12, 2025</u> Ready for final payment: _____ (days or dates)
Net increase this Change Order: Substantial Completion: <u>134 days</u> Ready for final payment: <u>Upon receipt of lien free certificate</u>
Contract Times with all approved Change Orders: Substantial Completion: <u>August 24, 2025</u> Ready for final payment: <u>Upon receipt of lien free certificate</u>

RECOMMENDED:

By: 
ENGINEER (Authorized Signature)

APPROVED:

By: 
OWNER (Authorized Signature)

ACCEPTED:

By: 
CONTRACTOR (Authorized Signature)

Date: 12/8/25

Date: 1-13-26

Date: 12/8/25



Civil & Environmental Consulting Engineers
 Danny J. Hebert, P.E., L.L.C.
 14433 River Road
 Hahnville, LA 70057
 www.hebertengineering.com
 phone: (985) 785-2380

SCP East Bank Bridge Park Improvements
Additional Days Tabulation

Month	Weather Days	River Stage above 11'	River Stage above 15'	Notes
November 2024	4			Weather days - 11/12-13, 11/19-20
December 2024	7			Weather days - 12/5-6, 12/8-10, 12/15-16
January 2025	14			Weather days - 1/4-7, 1/12-18, 1/21-22, 1/31
February 2025	9	7		Days tallied from NOAA gage. Weather days - 2/10-14, 2/16-17, 2/19-20 River above 11' - 2/22-28
March 2025	6	13		Weather days - 3/15, 3/17, 3/24-25, 3/29, 3/31 River above 11' - 3/1-13
April 2025	2		9	Weather days - 4/7, 4/21 River above 15' - 4/22-30 River delays (when river was above 11') did not impact critical path
May 2025	12			Contractor did not request any weather days. Days tallied from NOAA gage. Weather days - 5/3, 5/7-11, 5/24-26, 5/29-31 River delays did not impact critical path
June 2025	18			Weather days - 6/6-7, 6/10-14, 6/16-20, 6/24-28, 6/30 River delays did not impact critical path
July 2025	17			Weather days - 7/2-4, 7/8-12, 7/16-19, 7/23-26, 7/30 River delays did not impact critical path
August 2025	9			Contractor did not request any weather days. Days tallied from NOAA gage. Weather days - 8/7-10, 8/16-19, 8/24
TOTAL	98	20	9	

Original Completion Date	4/12/2025
Added Rain Days	98
Added Days for River	29
COR #2 Additional Days	7
New Contract End Date	8/24/2025
Anticipated Completion Date	9/17/2025
Days over contract time	24
Estimated Liquidated Damages \$	24,000.00

Note - March 2025 - 5 weather days overlapped with the river days (3/4, 3/5, 3/8, 3/10, 3/11)
 April 2025 - 1 weather day overlapped with the river days (4/22)

SECTION 00805
WORK CHANGE DIRECTIVE

No. 1

DATE OF ISSUANCE February 20, 2025 EFFECTIVE DATE _____
Owner: St. Charles Parish
Contractor: Jones Construction Solutions LLC
Contract: East Bank Bridge Park Improvements
Project: East Bank Bridge Park Improvements
Owner's Contract No.: RECEBI23 Engineer's Contract No.: N/A
ENGINEER: Civil & Environmental Consulting Engineers, Danny J. Hebert, P.E., LLC

Contractor is directed to proceed promptly with the following change(s):

Description:

- | | |
|---|---------------------------|
| 1. Add 420' of ornamental fence: | \$76,332.00 |
| 2. Add asphalt subbase demolition: | \$12,669.80 |
| 3. Add precast catch basin for 48" drainage pipe: | \$ 5,593.00 |
| 4. Deduct remaining Landscaping Allowance: | -\$15,800.00 |
| TOTAL | <u>\$78,794.80</u> |

These changes will add 7 days to the Contract Time.

Attachments: (List documents supporting change)

1. Change Request No. 1 (from Jones Construction) including the breakdown of costs
2. Change Request No. 2 (from Jones Construction) including the breakdown of costs

Purpose for Work Change Directive:

Directive to proceed promptly with the Work described herein, prior to agreeing to changes on Contract Price and Contract Time, is issued due to: *(check one)*

- ☐ Non-agreement on pricing of proposed change.
☒ Necessity to proceed for schedule or other project reasons.

Estimated Change in Contract Price and Contract Times (non-binding, preliminary):

Contract Price: \$78,794.80 Increase [decrease]
Contract Time 7 days Increase [decrease]

Basis of estimated change in Contract Price:

- ☐ Lump Sum ☐ Unit Price
☒ Cost of the Work ☐ Other

Recommended: By: <u>[Signature]</u> Engineer (Authorized Signature)	Limited Authorization By*: By: <u>[Signature]</u> Owner's Representative*	Received: By: <u>[Signature]</u> Contractor (Authorized Signature)
Title: <u>Design Engineer</u>	Title: <u>President, St. Charles</u>	Title: <u>owner</u>
Date: <u>3/6/2025</u>	Date: <u>3/10/25</u>	Date: <u>3/4/2025</u>

*Owner's Representative is not authorized to finalize a Change Order nor does the Work Change Directive substitute the Change Order process as more fully set out in the General Conditions of the Construction Contract.

Approved by Funding Agency (if applicable)

By: _____ Date: _____
Title: _____



Contract Change Order

Contract Title: East Bank Bridge Park Improvements	Contract No.: N/A Purchase Order No.: N/A
Contractor: Jones Construction Solutions LLC	Change Order No.: 1
Original Completion Date: 4/12/25	Change order date: 12/23/24
Revised Completion Date: 5/16/25	Extension(s) of Time Previously Approved: N/A
Project address: 13244 River Rd, Destrehan, LA 70047	

Contractor and Owner hereby agree to modify the Contract as follows:

Item No.	Description of Change	Contract Price		Contract Time	
		Addition	Deduction	Increase	Decrease
1	Install footings and chain wall (Premier Construction)	\$28,848.60		8	
2	Install brick columns (Bullseye Masonry)	\$23,238.60		7	
3	Install ornamental fence (Amko Fence)	\$22,357.50		5	
4	JCS supervision, general conditions, and final grade	\$9,444.60		3	
5	Rain days requested for November 2024			4	
6	Rain days requested for December 2024			7	
	Total of additions/deductions	\$75,389.30			
	Bond	\$942.70			
	Net increase/decrease in price and contract time	\$76,332.00		34	

Reason for Change: Owner request to add 420 LF of ornamental fence

Summary of Contract Amount	
Original Contract Amount	\$3,693,000.00
Change Orders Previously Approved	\$0
Adjusted Contract Value Prior to this Change Order	\$3,693,000.00
Net Cost of Changes in this Change Order	\$76,332.00
Adjusted Contract Amount Including this Change	\$3,769,332.00
Extension of Time Allowed by this Change -	34 days

This change order is hereby incorporated into and becomes a part of the Contract documents.

Accepted By Contractor: _____ Date: _____

Name (print name of (signatory): Caleb Jones Title: Owner

Accepted By St. Charles Parish: _____ Date: _____

Matthew Jewell – Parish President

P.O. Box 171 • St. Amant, LA, 70774

Office: (225)675-5555

Website: www.JCSBuilds.com

Construction Contract Change Order
Breakdown

Owner:
St. Charles Parish Government

Breakdown No. 1

RFI No. (or COR, CPR, etc.) 1

Site Code 2024-08

Date: 12/23/2024

Project Name: East Bank Bridge Park Improvements

Subcontractor: Premier Construction

Direct Cost of Work :

A. Labor

Check here if explained on the Comment Sheet

		Unit Price	Hours	Total Cost
1 Foreman	<input type="checkbox"/>	\$38.00	80	\$3,040.00
2 Skilled labor	<input type="checkbox"/>	\$34.00	80	\$2,720.00
3 Skilled labor	<input type="checkbox"/>	\$34.00	80	\$2,720.00
4 Skilled labor	<input type="checkbox"/>	\$34.00	80	\$2,720.00
5 Skilled labor	<input type="checkbox"/>	\$34.00	80	\$2,720.00
6 Skilled labor	<input type="checkbox"/>	\$34.00	80	\$2,720.00
7	<input type="checkbox"/>	\$0.00		\$0.00
Add Labor Burden @ 28 %				\$4,659.00

LABOR TOTAL

\$21,299.00

B. Material and misc costs

		Unit Price	Unit	Units	Total Cost
2 Concrete	<input type="checkbox"/>	\$155.00	CY	11	\$1,705.00
2 Reinforcing steel	<input type="checkbox"/>	\$4.00	Ea	19	\$76.00
3	<input type="checkbox"/>				\$0.00
4	<input type="checkbox"/>				\$0.00
5	<input type="checkbox"/>				\$0.00
6	<input type="checkbox"/>				\$0.00
7	<input type="checkbox"/>				\$0.00
Add Tax @ 9.95 %					\$177.00

Materials Total

\$1,958.00

C. Equipment

		Unit Rate	Unit	Units	Total Cost
1 Mini excavator	<input type="checkbox"/>	1,350.00	Wk	2	\$2,700.00
2	<input type="checkbox"/>				\$0.00
3	<input type="checkbox"/>				\$0.00
4	<input type="checkbox"/>				\$0.00
5	<input type="checkbox"/>				\$0.00
6	<input type="checkbox"/>				\$0.00
7	<input type="checkbox"/>				\$0.00
Add Tax @ 9.95 %					\$269.00

EQUIPMENT TOTAL

\$2,969.00

TOTAL DIRECT COST FOR THIS BREAKDOWN:	1	\$26,226.00
GENERAL CONTRACTOR PROFIT AND OVERHEAD:	10 %	\$2,622.60
TOTAL COST FOR THIS BREAKDOWN:		\$28,848.60

Construction Contract Change Order

Breakdown

Owner:

St. Charles Parish Government

Breakdown No.

2

RFI No. (or COR, CPR, etc.)

1

Site Code 2024-08

Date:

12/23/2024

Project Name: East Bank Bridge Park Improvements

Subcontractor: Bullseye Masonry

Direct Cost of Work :

A. Labor

Check here if explained on the Comment Sheet

		Unit Price	Hours	Total Cost
1 Foreman	<input type="checkbox"/>	\$40.00	65	\$2,600.00
2 Skilled labor	<input type="checkbox"/>	\$36.00	65	\$2,340.00
3 Skilled labor	<input type="checkbox"/>	\$36.00	65	\$2,340.00
4 Skilled labor	<input type="checkbox"/>	\$36.00	65	\$2,340.00
5 Skilled labor	<input type="checkbox"/>	\$36.00	65	\$2,340.00
6	<input type="checkbox"/>	\$0.00	-	\$0.00
7	<input type="checkbox"/>	\$0.00	-	\$0.00
Add Labor Burden @ 28 %				\$3,349.00

LABOR TOTAL

\$15,309.00

B. Material and misc costs

		Unit Price	Unit	Units	Total Cost
2 Brick	<input type="checkbox"/>	\$650.00	Thousand	5	\$3,250.00
2 Mortar	<input type="checkbox"/>	\$15.00	Ea	76	\$1,140.00
3	<input type="checkbox"/>				\$0.00
4	<input type="checkbox"/>				\$0.00
5	<input type="checkbox"/>				\$0.00
6	<input type="checkbox"/>				\$0.00
7	<input type="checkbox"/>				\$0.00
Add Tax @ 9.95 %					\$437.00

Materials Total

\$4,827.00

C. Equipment

		Unit Rate	Unit	Units	Total Cost
1 Mixer	<input type="checkbox"/>	450.00	Wk	2	\$900.00
2	<input type="checkbox"/>				\$0.00
3	<input type="checkbox"/>				\$0.00
4	<input type="checkbox"/>				\$0.00
5	<input type="checkbox"/>				\$0.00
6	<input type="checkbox"/>				\$0.00
7	<input type="checkbox"/>				\$0.00
Add Tax @ 9.95 %					\$90.00

EQUIPMENT TOTAL

\$990.00

TOTAL DIRECT COST FOR THIS BREAKDOWN:

2

\$21,126.00

GENERAL CONTRACTOR PROFIT AND OVERHEAD:

10 %

\$2,112.60

TOTAL COST FOR THIS BREAKDOWN:

\$23,238.60

Construction Contract Change Order
Breakdown

Owner:

St. Charles Parish Government

Breakdown No.

3

RFI NO. (or COR, CPR, etc.)

1

Site Code 2024-08

Date:

12/23/2024

Project Name: East Bank Bridge Park Improvements

Subcontractor: Amko Fence

Direct Cost of Work :

A. Labor

Check here if explained on the Comment Sheet

		Unit Price	Hours	Total Cost
1 Foreman	<input type="checkbox"/>	\$42.00	50	\$2,100.00
2 Skilled labor	<input type="checkbox"/>	\$36.00	50	\$1,800.00
3 Skilled labor	<input type="checkbox"/>	\$36.00	50	\$1,800.00
4	<input type="checkbox"/>	\$0.00	-	\$0.00
5	<input type="checkbox"/>	\$0.00	-	\$0.00
6	<input type="checkbox"/>	\$0.00	-	\$0.00
7	<input type="checkbox"/>	\$0.00	-	\$0.00

Add Labor Burden @ 28 % \$1,596.00

LABOR TOTAL

\$7,296.00

B. Material and misc costs

		Unit Price	Unit	Units	Total Cost
2 Fence panels	<input type="checkbox"/>	\$600.00	Ea	19	\$11,400.00
2	<input type="checkbox"/>				\$0.00
3	<input type="checkbox"/>				\$0.00
4	<input type="checkbox"/>				\$0.00
5	<input type="checkbox"/>				\$0.00
6	<input type="checkbox"/>				\$0.00
7	<input type="checkbox"/>				\$0.00

Add Tax @ 9.95 % \$1,134.00

Materials Total

\$12,534.00

C. Equipment

		Unit Rate	Unit	Units	Total Cost
1 Skid steer	<input type="checkbox"/>	450.00	day	1	\$450.00
2	<input type="checkbox"/>				\$0.00
3	<input type="checkbox"/>				\$0.00
4	<input type="checkbox"/>				\$0.00
5	<input type="checkbox"/>				\$0.00
6	<input type="checkbox"/>				\$0.00
7	<input type="checkbox"/>				\$0.00

Add Tax @ 9.95 % \$45.00

EQUIPMENT TOTAL

\$495.00

TOTAL DIRECT COST FOR THIS BREAKDOWN:

3

\$20,325.00

GENERAL CONTRACTOR PROFIT AND OVERHEAD:

10 %

\$2,032.50

TOTAL COST FOR THIS BREAKDOWN:

\$22,357.50

**Construction Contract Change Order
Breakdown**

Owner:

St. Charles Parish Government

Breakdown No.

4

RFI No. (or COR, CPR, etc.)

1

Site Code 2024-08

Date:

12/23/2024

Project Name: East Bank Bridgfe Park Improvements

Contractor: Jones Construction Solutions LLC

Direct Cost of Work :

A. Labor

Check here if explained on the Comment Sheet

		Unit Price	Hours	Total Cost
1 Foreman	<input type="checkbox"/>	\$42.00	30	\$1,260.00
2 Equipment operator	<input type="checkbox"/>	\$38.00	30	\$1,140.00
3 Skilled labor	<input type="checkbox"/>	\$36.00	30	\$1,080.00
4 Skilled labor	<input type="checkbox"/>	\$36.00	30	\$1,080.00
5	<input type="checkbox"/>	\$0.00	-	\$0.00
6	<input type="checkbox"/>	\$0.00	-	\$0.00
7	<input type="checkbox"/>	\$0.00	-	\$0.00
Add Labor Burden @ 28 %				\$1,277.00

LABOR TOTAL

\$5,837.00

B. Material and misc costs

		Unit Price	Unit	Units	Total Cost
2 Seed	<input type="checkbox"/>	\$250.00	Ea	2	\$500.00
2	<input type="checkbox"/>				\$0.00
3	<input type="checkbox"/>				\$0.00
4	<input type="checkbox"/>				\$0.00
5	<input type="checkbox"/>				\$0.00
6	<input type="checkbox"/>				\$0.00
7	<input type="checkbox"/>				\$0.00
Add Tax @ 9.95 %					\$50.00

Materials Total

\$550.00

C. Equipment

		Unit Rate	Unit	Units	Total Cost
1 Skid steer	<input type="checkbox"/>	450.00	Day	3	\$1,350.00
2 Office	<input type="checkbox"/>	650.00	Mo	1	\$650.00
3	<input type="checkbox"/>				\$0.00
4	<input type="checkbox"/>				\$0.00
5	<input type="checkbox"/>				\$0.00
6	<input type="checkbox"/>				\$0.00
7	<input type="checkbox"/>				\$0.00
Add Tax @ 9.95 %					\$199.00

EQUIPMENT TOTAL

\$2,199.00

TOTAL DIRECT COST FOR THIS BREAKDOWN:

4

\$8,586.00

GENERAL CONTRACTOR PROFIT AND OVERHEAD:

10 %

\$858.60

TOTAL COST FOR THIS BREAKDOWN:

\$9,444.60



Contract Change Order

Contract Title: East Bank Bridge Park Improvements	Contract No.: N/A Purchase Order No.: N/A
Contractor: Jones Construction Solutions LLC	Change Order No.: 2
Previous Completion Date: 5/7/25	Change order date: 2/21/25
Revised Completion Date: 5/14/25	Extension(s) of Time Previously Approved: Pending final project change order
Project address: 13244 River Rd, Destrehan, LA 70047	

Contractor and Owner hereby agree to modify the Contract as follows:

Item No.	Description of Change	Contract Price		Contract Time	
		Addition	Deduction	Increase	Decrease
1	Additional labor and equipment required to remove asphalt (JCS)	\$12,669.80			
2	New enlarged catch basin to accommodate 48" pipe	\$5,593		7	
3	Deduction for using part of landscaping allowance		\$15,800.00		
	Total of additions/deductions	\$18,262.80	\$15,800.00		
	Bond				
	Net increase/decrease in price and contract time	\$2,462.80		7	

Reason for Change: Asphalt 8"-10" thick encountered under gravel parking area, C/B tie in from new parking area is 48" not 24" as shown.

Summary of Contract Amount	
Original Contract Amount	\$3,693,000.00
Change Orders Previously Approved	\$76,332.00
Adjusted Contract Value Prior to this Change Order	\$3,769,332.00
Net Cost of Changes in this Change Order	\$2,62.80
Adjusted Contract Amount Including this Change	\$3,771,794.80
Extension of Time Allowed by this Change -	7 days

This change order is hereby incorporated into and becomes a part of the Contract documents.

Accepted By Contractor: _____ Date: _____

Name (print name of (signatory): Caleb Jones Title: Owner

Accepted By St. Charles Parish: _____ Date: _____

Matthew Jewell – Parish President

Construction Contract Change Order
Breakdown

Owner:
St. Charles Parish Government

Breakdown No. 1

RFI No. (or COR, CPR, etc.) 2

Site Code 2024-08

Date: 2/17/2025

Project Name: East Bank Bridge Park Improvements

Contractor: Jones Construction Solutions LLC (Asphalt removal)

Direct Cost of Work :

A. Labor		Check here if explained on the Comment Sheet	Unit Price	Hours	Total Cost
1	Foreman	<input type="checkbox"/>	\$42.00	30	\$1,260.00
2	Equipment operator	<input type="checkbox"/>	\$38.00	30	\$1,140.00
3	Skilled labor	<input type="checkbox"/>	\$36.00	30	\$1,080.00
4		<input type="checkbox"/>	\$0.00	-	\$0.00
5		<input type="checkbox"/>	\$0.00	-	\$0.00
6		<input type="checkbox"/>	\$0.00	-	\$0.00
7		<input type="checkbox"/>	\$0.00	-	\$0.00
Add Labor Burden @				28 %	\$974.00

LABOR TOTAL \$4,454.00

B. Material and misc costs		Unit Price	Unit	Units	Total Cost	
2	Pump sand	<input type="checkbox"/>	\$15.00	CY	145	\$2,175.00
2		<input type="checkbox"/>				\$0.00
3		<input type="checkbox"/>				\$0.00
4		<input type="checkbox"/>				\$0.00
5		<input type="checkbox"/>				\$0.00
6		<input type="checkbox"/>				\$0.00
7		<input type="checkbox"/>				\$0.00
			Add Tax @	9.95 %	\$216.00	

Materials Total \$2,391.00

C. Equipment		Unit Rate	Unit	Units	Total Cost
1	Skid steer	<input type="checkbox"/> 450.00	Day	3	\$1,350.00
2	Excavator	<input type="checkbox"/> 650.00	Day	2	\$1,300.00
3	Trucking for disposal (\$100/hr per truck X 2 trucks)	<input type="checkbox"/> 200.00	hr	8	\$1,600.00
4		<input type="checkbox"/>			\$0.00
5		<input type="checkbox"/>			\$0.00
6		<input type="checkbox"/>			\$0.00
7		<input type="checkbox"/>			\$0.00
		Add Tax @		9.95 %	\$423.00

EQUIPMENT TOTAL \$4,673.00

TOTAL DIRECT COST FOR THIS BREAKDOWN:	1	\$11,518.00
GENERAL CONTRACTOR PROFIT AND OVERHEAD:	10 %	\$1,151.80
TOTAL COST FOR THIS BREAKDOWN:		\$12,669.80



DBE CERTIFIED * 100% ELIGIBILITY
WBE CERTIFIED * DOTD APPROVED
[Click here for more information!](#)

Date: February 13, 2025
Quote No.: 25-1211
Customer: Jones Construction Solutions, LLC
Contact: Caleb Jones
Project: East Bank Bridge Improvements Addendum

This quote is based on plans dated:

via email request

We are pleased to quote you the following prices on the above-mentioned project:

Item:	A	Precast Catch Basins	Qty	Each	Total
		East Jordan V5752 Frame/Grate	1	\$ 2,416.00	\$ 2,416.00
			1	\$ 345.00	\$ 345.00
		Total	1	\$ 2,761.00	\$ 2,761.00

Bases: Doghouse (No Base)
Box Size(s): 6' x 4' ID
Risers: Quoted at 7'-0" TOC to invert
Tops: 6" thick (not sloped)
Pipe Openings: Holes to accept pipe
Sealant: Ram-Nek joint sealant (meeting ASTM C990)

Item:	Qty	Each	Total
		\$	\$
		\$	\$
Total		\$	\$

Bases:
Box Size(s):
Risers:
Tops:
Pipe Openings:
Sealant:

Item:	2	Delivery to:	Qty	Each	Total
		Destrehan, LA	1	\$ 790.00	\$ 790.00

Number of Delivery loads is calculated based on full 45,000 lb loads shipped on flat bed truck. If you request less than a full load or a crane truck delivery, then additional delivery charges will be incurred at the rate listed above. Each delivery charge allows for 1 hour unloading time. Additional time will incur delay charges of \$100 an hour.

- Notes:**
- 1) Taxes included
 - 2) **Quote is valid for 14 days.**
 - 3) Manufactured by Gainey's Concrete Products
 - 4) Stamped Engineered drawings are available for an additional fee.
 - 5) Please review ALL details and descriptions listed. This quote is based on our current interpretation of the plans with date listed above. Should this interpretation require changes either through review of this quote or through the submittal process, prices and delivery may be revised.
 - 6) We reserve the right to cancel orders arising from errors, inaccuracies, or omissions.
 - 7) Products manufactures to a requested ready date will be both invoice and charged a 1.5% storage fee per month 30 days after said ready date. Storage fees will accumulate monthly.
 - 8) Products will be invoiced at the end of the month in which they are produced.
 - 9) This quote is only valid in it's entirety. If any revisions are required (e.g. quantity, structure size, or details), a revised quote will be required.

Authorized
Signature: _____

Brittany Miller

Note: This proposal will stand for a period
of 14 days from the above date.

Signature: _____

The above prices, specifications and conditions
are satisfactory and are accepted. You are
authorized to do the work as specified.

P.O. No: _____

Construction Contract Change Order
Breakdown

Owner:
St. Charles Parish Government

Breakdown No. 2

RFI No. (or COR, CPR, etc.) 2

Site Code 2024-08

Date: 2/21/2025

Project Name: East Bank Bridge Park Improvements

Contractor: Jones Construction Solutions LLC (New catch basin cost and related additional work)

Direct Cost of Work :

A. Labor		Check here if explained on the Comment Sheet	Unit Price	Hours	Total Cost
1	Foreman	<input type="checkbox"/>	\$42.00	8	\$336.00
2	Equipment operator	<input type="checkbox"/>	\$38.00	8	\$304.00
3		<input type="checkbox"/>	\$0.00	-	\$0.00
4		<input type="checkbox"/>	\$0.00	-	\$0.00
5		<input type="checkbox"/>	\$0.00	-	\$0.00
6		<input type="checkbox"/>	\$0.00	-	\$0.00
7		<input type="checkbox"/>	\$0.00	-	\$0.00
Add Labor Burden @				28 %	\$179.00

LABOR TOTAL \$819.00

B. Material and misc costs		Unit Price	Unit	Units	Total Cost
2	Catch basin	<input type="checkbox"/> \$3,230.00	Ea	1	\$3,230.00
2		<input type="checkbox"/>			\$0.00
3		<input type="checkbox"/>			\$0.00
4		<input type="checkbox"/>			\$0.00
5		<input type="checkbox"/>			\$0.00
6		<input type="checkbox"/>			\$0.00
7		<input type="checkbox"/>			\$0.00
		Add Tax @		9.95 %	\$321.00

Materials Total \$3,551.00

C. Equipment			Unit Rate	Unit	Units	Total Cost
1	Excavator	<input type="checkbox"/>	650.00	Day	1	\$650.00
2		<input type="checkbox"/>				\$0.00
3		<input type="checkbox"/>				\$0.00
4		<input type="checkbox"/>				\$0.00
5		<input type="checkbox"/>				\$0.00
6		<input type="checkbox"/>				\$0.00
7		<input type="checkbox"/>				\$0.00
			Add Tax @		9.95 %	\$65.00

EQUIPMENT TOTAL \$715.00

TOTAL DIRECT COST FOR THIS BREAKDOWN: 2 \$5,085.00

GENERAL CONTRACTOR PROFIT AND OVERHEAD: 10 % \$508.00

TOTAL COST FOR THIS BREAKDOWN: \$5,593.00



Jones Construction Solutions, LLC
Commercial Building Contractors
P.O. Box 171
St. Amant LA, 70774
T: (225)675-5555
www.JCSBuilds.com

To: Civil and Environmental Consulting Engineers/Marco Jaurez

CC: St. Charles Parish Government

Jones Construction Solutions, LLC, is requesting to document the following rain/mud days for the month of November 2024 as listed below for the East Bank Bridge Park Improvements project located at 13244 River Rd, Destrehan, LA 70047. All work at this time on this project is exterior and civil work therefore it is subject to rain and mud days as deemed appropriate per the contract documents.

Rain days – 2

Mud days – 2

Total days requested - 4

New completion date- 4/16/2025

Sincerely,

Caleb Jones

Caleb Jones

Owner/COO

SCP East Bank Bridge Park Turf

13244 River Road Destrehan, LA 70047

Jones Construction

Date Tue 11/12/2024

Job # 2024-08

Prepared By Abram Jones



Weather

6:00 AM

70°

Rain, Overcast

Wind: 11 MPH | Precipitation: .01" | Humidity: 94%

12:00 PM

70°

Rain, Overcast

Wind: 12 MPH | Precipitation: .0" | Humidity: 93%

4:00 PM

72°

Rain, Overcast

Wind: 12 MPH | Precipitation: .01" | Humidity: 96%

Work Logs

Name	Description	Quantity	Total Hours	Total Hours To Date
Abram Jones - Personal Time Card		1	1.65	44.1
Total		1	1.65	125.13

Time Cards

Worker	Hours	Pay Type	Classification	Shift	Cost Code	Day Total	Hours To Date
Abram Jones PAYROLL ATTACHMENTS:	1.65	Regular Time				1.65	79.88
Total							1.65
							125.13

Materials

No entry

Equipment

Equipment	Supplier/Sub	Hours In Use	Notes	Total Days On Site
36" bucket		0		8
cabbed skid steer p3ro3263		0		8
d3 dozer		0		8
hydrema		0		2
skid steer		0		22
tractor bacco		0		22
with bucket and thumb		0		23

General Notes

1. Weather not cooperating

Site Safety Observations

No entry

Quality Control Observations

No entry

Survey

Questions	N/A	No	Yes	Description
1. Any accidents on site today?	<input type="checkbox"/>	<input checked="" type="checkbox"/>	<input type="checkbox"/>	
2. Any schedule delays occur?	<input type="checkbox"/>	<input checked="" type="checkbox"/>	<input type="checkbox"/>	
3. Did weather cause any delays?	<input type="checkbox"/>	<input type="checkbox"/>	<input checked="" type="checkbox"/>	Rainout on this job Sun 11/11/24 17:50:11
4. Any visitors on site?	<input type="checkbox"/>	<input checked="" type="checkbox"/>	<input type="checkbox"/>	
5. Any areas that can't be worked on?	<input checked="" type="checkbox"/>	<input type="checkbox"/>	<input type="checkbox"/>	
6. Any equipment rented on site?	<input type="checkbox"/>	<input type="checkbox"/>	<input checked="" type="checkbox"/>	

Attachments



I, Abram Jones, have reviewed and completed this report.

Abram Jones | 11/12/24 | 07:01AM

SCP East Bank Bridge Park Turf

13244 River Road Destrehan, LA 70047

Jones Construction

Date Tue 11/19/2024

Job # 2024-08

Prepared By Abram Jones

Weather

6:00 AM

76° 

Rain, Overcast

Wind: 9 MPH | Precipitation: .51" | Humidity: 97%

12:00 PM

76° 

Partially cloudy

Wind: 5 MPH | Precipitation: .0" | Humidity: 82%

4:00 PM

78° 

Partially cloudy

Wind: 8 MPH | Precipitation: .0" | Humidity: 77%

Work Logs

No entry

Name	Description	Quantity	Total Hours	Total Hours To Date
Total		0	0	151.42

Time Cards

No entry

Materials

No entry

Equipment

Equipment	Supplier/Sub	Hours In Use	Notes	Total Days On Site
36" bucket		0		15
cabbed skid steer p3ro3263		0		15
d3 dozer		0		15
hydrema		0		9
skid steer		0		29
tractor bacco		0		29
with bucket and thumb		0		30

General Notes

1. Rain out- heavy rain last night and this morning- potential mud hole

Abram Jones 11/19/24 PM 2:00

Site Safety Observations

No entry

Quality Control Observations

No entry

Survey

Questions	N/A	No	Yes	Description
1. Any accidents on site today?	<input type="checkbox"/>	<input checked="" type="checkbox"/>	<input type="checkbox"/>	
2. Any schedule delays occur?	<input type="checkbox"/>	<input checked="" type="checkbox"/>	<input type="checkbox"/>	
3. Did weather cause any delays?	<input type="checkbox"/>	<input type="checkbox"/>	<input checked="" type="checkbox"/>	Rainout Abram Jones 01/19/24 11:28PM
4. Any visitors on site?	<input type="checkbox"/>	<input checked="" type="checkbox"/>	<input type="checkbox"/>	
5. Any areas that can't be worked on?	<input checked="" type="checkbox"/>	<input type="checkbox"/>	<input type="checkbox"/>	
6. Any equipment rented on site?	<input type="checkbox"/>	<input type="checkbox"/>	<input checked="" type="checkbox"/>	



I, Abram Jones, have reviewed and completed this report.

Abram Jones | 01/19/24 | 01:02PM

SCP East Bank Bridge Park Turf

13244 River Road Destrehan, LA 70047

Jones Construction

Date Wed 11/20/2024

Job # 2024-08

Prepared By Abram Jones



Weather

6:00 AM

64°

Clear

Wind: 5 MPH | Precipitation: .0" | Humidity: 85%

12:00 PM

72°

Clear

Wind: 15 MPH | Precipitation: .0" | Humidity: 57%

4:00 PM

68°

Partially cloudy

Wind: 17 MPH | Precipitation: .0" | Humidity: 37%

Work Logs

Name	Description	Quantity	Total Hours	Total Hours To Date
Abram Jones - Personal Time Card	Abram Jones 11/20/24, 11:39 AM	1	5.25	64.55
Abram Jones - Personal Time Card(1)	Abram Jones 11/20/24, 4:10 PM	1	4.02	50.89
Total		2	9.27	160.69

Time Cards

Worker	Hours	Pay Type	Classification	Shift	Cost Code	Day Total	Hours To Date
Abram Jones PAYROLL ATTACHMENTS:	5.25	Regular Time				5.25	115.44

Abram Jones - Personal Time Card(1)

Abram Jones
PAYROLL ATTACHMENTS:

4.02 Regular Time

4.02 115.44

Total

9.27 160.69

Materials

No entry

Equipment

Equipment	Supplier/Sub	Hours In Use	Notes	Total Days On Site
36" bucket		0		16
cabbed skid steer p3ro3263		0		16
d3 dozer		0		16
hydrema		0		10
with bucket and thumb		0		31

General Notes

1. Move dirt off field/ work field to dry out/ scrape grass off softball field

Site Safety Observations

No entry

Quality Control Observations

No entry

Survey

Questions

N/A No Yes Description

1. Any accidents on site today?

☐ ☒ ☐

2. Any schedule delays occur?

☐ ☒ ☐

3. Did weather cause any delays?

☐ ☐ ☒

Rework field to dry out

Abram Jones | 11/20/24 | 03:27PM

4. Any visitors on site?

☐ ☐ ☒

Parish- trace and cap water line back outside of field

Abram Jones | 11/20/24 | 03:27PM



5. Any areas that can't be worked on?


☒ ☐ ☐

6. Any equipment rented on site?

☐ ☐ ☒

Attachments





I, Abram Jones, have reviewed and completed this report.

Abram Jones | 11/20/24 | 03:27PM



Jones Construction Solutions, LLC
Commercial Building Contractors
P.O. Box 171
St. Amant LA, 70774
T: (225)675-5555
www.JCSBuilds.com

To: Civil and Environmental Consulting Engineers/Marco Jaurez

CC: St. Charles Parish Government

Jones Construction Solutions, LLC, is requesting to document the following rain/mud days from December 1 through December 23, 2024, as listed below for the East Bank Bridge Park Improvements project located at 13244 River Rd, Destrehan, LA 70047. All work at this time on this project is exterior and civil work therefore it is subject to rain and mud days as deemed appropriate per the contract documents.

Rain days – 3

Mud days – 4

Total days requested - 7

New completion date- 4/23/2025

Sincerely,

Caleb Jones

Caleb Jones

Owner/COO

SCP East Bank Bridge Park Turf



[View All Photos](#)

Dec. 2024 Stats

0
Safety Incidents

1
Delays

0
Materials

8
Equipment

0
Open Tasks

All Time Stats

1
Safety Incidents

5
Delays

0
Materials

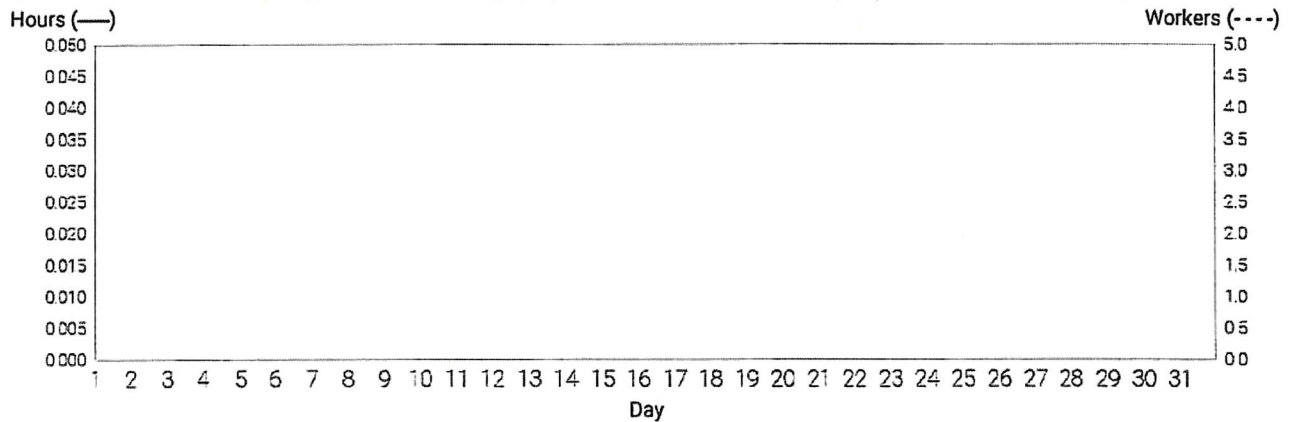
8
Equipment

0
Open Tasks

[Full Manpower Report](#)

Manpower

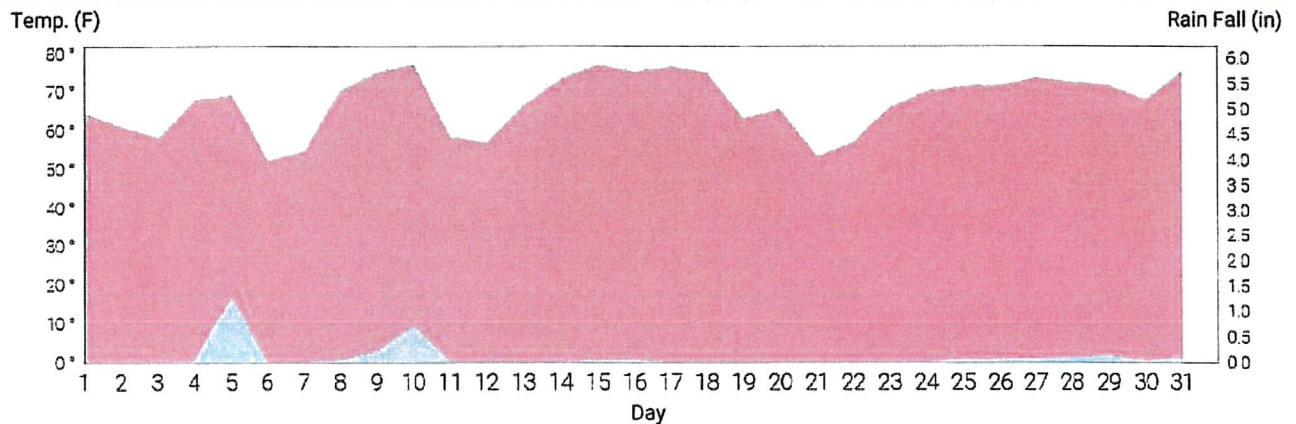
• Jones Construction







[Full Weather Report](#)





Weather Dec. 2024

• Temperature • Rain Fall

























Week One Photos 12/01/24 - 12/07/24




















Week Two Photos 12/08/24 - 12/14/24

















Week Three Photos 12/15/24 - 12/21/24





Full Manpower Report (Workers)

Work Logs	12/01/24 - 12/07/24	12/08/24 - 12/14/24	12/15/24 - 12/21/24	12/22/24 - 12/28/24	12/29/24 - 12/31/24	Month Total
Week Total	0	0	0	0	0	0

Delays










Date	Description
12/06/2024	Rain water

Equipment

Name/ID	Supplier/Sub	Month Total	Total Days On Site
36" bucket		0	48
bacco		0	10
cabbed skid steer p3ro3263		0	48
d3 dozer		0	48
fork lift th-5322	n/a	0	21
hydrema		0	42
tracco	n/atridge c	0	17
with bucket and thumb		0	63

Weather Dec. 2024

Sunday 12/01/24 64° Clear Wind: 9 MPH N Precipitation: 0.0" Humidity: 68%	Monday 12/02/24 61° Partly cloudy Wind: 15 MPH NE Precipitation: 0.0" Humidity: 64%	Tuesday 12/03/24 58° Partly cloudy Wind: 14 MPH NE Precipitation: 0.0" Humidity: 74%	Wednesday 12/04/24 68° Rain Wind: 10 MPH SE Precipitation: 0.01" Humidity: 76%	Thursday 12/05/24 69° Rain Wind: 18 MPH NE Precipitation: 1.25" Humidity: 87%	Friday 12/06/24 52° Partly cloudy Wind: 18 MPH N Precipitation: 0.0" Humidity: 52%	Saturday 12/07/24 55° Partly cloudy Wind: 11 MPH NE Precipitation: 0.0" Humidity: 56%
Sunday 12/08/24 70° Rain	Monday 12/09/24 75° Partly cloudy	Tuesday 12/10/24 77° Partly cloudy	Wednesday 12/11/24 58° Partly cloudy	Thursday 12/12/24 57° Clear	Friday 12/13/24 66° Partly cloudy	Saturday 12/14/24 73° Partly cloudy

Rain Wind: 14 MPH SE Precipitation: 0.02" Humidity: 83%	Rain Wind: 12 MPH S Precipitation: 0.21" Humidity: 93%	Rain Wind: 17 MPH SW Precipitation: 0.7" Humidity: 94%	Partly cloudy Wind: 21 MPH NW Precipitation: 0.0" Humidity: 63%	Clear Wind: 13 MPH E Precipitation: 0.0" Humidity: 57%	Partly cloudy Wind: 17 MPH E Precipitation: 0.0" Humidity: 67%	Partly cloudy Wind: 16 MPH E Precipitation: 0.0" Humidity: 83%
Sunday 12/15/24	Monday 12/16/24	Tuesday 12/17/24	Wednesday 12/18/24	Thursday 12/19/24	Friday 12/20/24	Saturday 12/21/24
 77°	 75°	 76°	 75°	 63°	 65°	 53°
Rain Wind: 14 MPH E Precipitation: 0.02" Humidity: 89%	Rain Wind: 10 MPH E Precipitation: 0.02" Humidity: 94%	Partly cloudy Wind: 8 MPH NE Precipitation: 0.0" Humidity: 90%	Partly cloudy Wind: 8 MPH NW Precipitation: 0.0" Humidity: 89%	Partly cloudy Wind: 11 MPH N Precipitation: 0.0" Humidity: 84%	Clear Wind: 18 MPH NW Precipitation: 0.0" Humidity: 68%	Clear Wind: 15 MPH N Precipitation: 0.0" Humidity: 60%
Sunday 12/22/24	Monday 12/23/24					
 57°	 66°					
Clear Wind: 12 MPH NE Precipitation: 0.0" Humidity: 64%	Clear Wind: 8 MPH E Precipitation: 0.0" Humidity: 79%					



Jones Construction Solutions, LLC
Commercial Building Contractors
P.O. Box 171
St. Amant LA, 70774
T: (225)675-5555
www.JCSBuilds.com

To: Civil and Environmental Consulting Engineers/Marco Jaurez

CC: St. Charles Parish Government

Jones Construction Solutions, LLC, is requesting to document the following rain/mud days from January 1 through January 31, 2025, as listed below for the East Bank Bridge Park Improvements project located at 13244 River Rd, Destrehan, LA 70047. All work at this time on this project is exterior and civil work therefore it is subject to rain and mud days as deemed appropriate per the contract documents.

Rain/snow days – 7

Mud/ice days – 7

Total days requested - 14

New completion date (turf)- 5/7/2025

New completion date (Lighting)- 6/5/2025

Sincerely,

A handwritten signature in black ink, appearing to be 'CJ', written over a horizontal line.

Caleb Jones

Owner/COO



[View All Photos](#)

Jan. 2025 Stats

0
Safety Incidents

2
Delays

0
Materials

6
Equipment

0
Open Tasks

All Time Stats

1
Safety Incidents

7
Delays

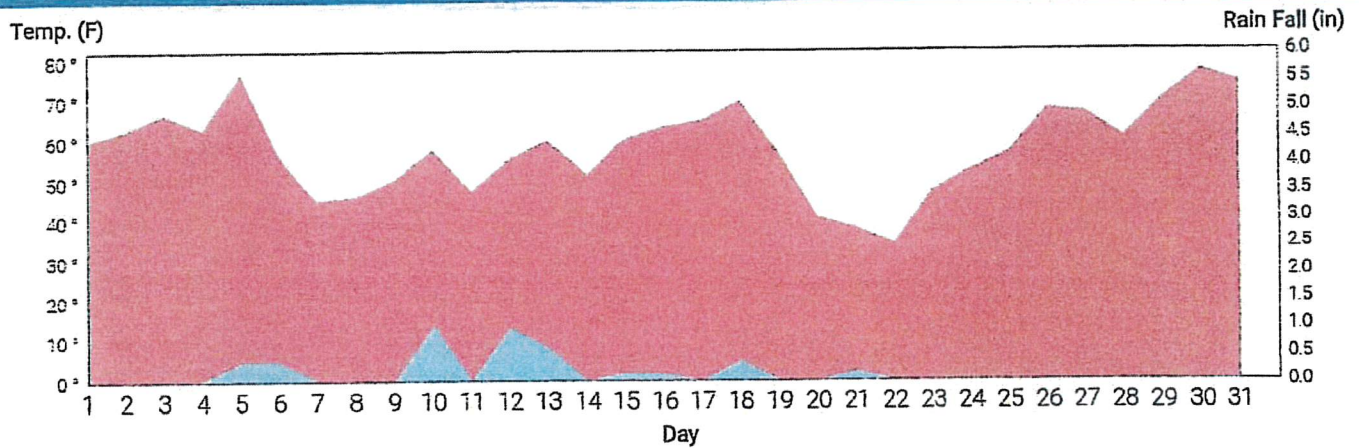
0
Materials

6
Equipment

0
Open Tasks

Weather Jan. 2025

• Temperature • Rain Fall



Week Two Photos 01/05/25 - 01/11/25



Wednesday
01/01/25

 60°

Clear
Wind: 14 MPH N
Precipitation: 0.0"
Humidity: 61%

Thursday
01/02/25

 63°

Partly cloudy
Wind: 13 MPH E
Precipitation: 0.0"
Humidity: 74%

Friday
01/03/25

 67°

Partly cloudy
Wind: 10 MPH N
Precipitation: 0.0"
Humidity: 71%

Saturday
01/04/25

 63°

Rain
Wind: 18 MPH E
Precipitation: 0.01"
Humidity: 74%

Sunday
01/05/25

 77°

Rain
Wind: 22 MPH S
Precipitation: 0.34"
Humidity: 87%

Monday
01/06/25

 56°

Rain
Wind: 22 MPH NW
Precipitation: 0.35"
Humidity: 72%

Tuesday
01/07/25

 45°

Partly cloudy
Wind: 14 MPH N
Precipitation: 0.0"
Humidity: 66%

Wednesday
01/08/25

 46°

Partly cloudy
Wind: 14 MPH N
Precipitation: 0.0"
Humidity: 68%

Thursday
01/09/25

 50°

Partly cloudy
Wind: 15 MPH NE
Precipitation: 0.0"
Humidity: 66%

Friday
01/10/25

 58°

Rain
Wind: 24 MPH NW
Precipitation: 1.01"
Humidity: 92%

Saturday
01/11/25

 48°

Partly cloudy
Wind: 15 MPH NW
Precipitation: 0.0"
Humidity: 77%

Sunday
01/12/25

 56°

Rain
Wind: 16 MPH NE
Precipitation: 0.94"
Humidity: 94%

Monday
01/13/25

 60°

Rain
Wind: 18 MPH N
Precipitation: 0.62"
Humidity: 84%

Tuesday
01/14/25

 52°

Partly cloudy
Wind: 13 MPH NE
Precipitation: 0.0"
Humidity: 62%

Wednesday
01/15/25

 60°

Rain
Wind: 15 MPH NE
Precipitation: 0.12"
Humidity: 64%

Thursday
01/16/25

 64°

Rain
Wind: 8 MPH N
Precipitation: 0.11"
Humidity: 65%

Friday
01/17/25

 65°

Partly cloudy
Wind: 20 MPH SE
Precipitation: 0.0"
Humidity: 72%

Saturday
01/18/25

 70°

Rain
Wind: 11 MPH SW
Precipitation: 0.36"
Humidity: 91%

Sunday
01/19/25

 57°

Partly cloudy
Wind: 20 MPH NW
Precipitation: 0.0"
Humidity: 62%

Monday
01/20/25

 41°

Partly cloudy
Wind: 18 MPH NE
Precipitation: 0.0"
Humidity: 41%

Tuesday
01/21/25

 38°

Snow
Wind: 22 MPH N
Precipitation: 0.15"
Humidity: 70%

Wednesday
01/22/25

 34°

Partly cloudy
Wind: 10 MPH NE
Precipitation: 0.0"
Humidity: 64%

Thursday
01/23/25

 48°

Partly cloudy
Wind: 7 MPH NW
Precipitation: 0.0"
Humidity: 71%

Friday
01/24/25

 53°

Partly cloudy
Wind: 14 MPH NW
Precipitation: 0.0"
Humidity: 65%

Saturday
01/25/25

 57°

Partly cloudy
Wind: 13 MPH E
Precipitation: 0.0"
Humidity: 68%

Sunday
01/26/25

 68°

Cloudy
Wind: 16 MPH SE
Precipitation: 0.0"
Humidity: 76%

Monday
01/27/25

 67°

Cloudy
Wind: 11 MPH NW
Precipitation: 0.0"
Humidity: 90%

Tuesday
01/28/25

 61°

Cloudy
Wind: 7 MPH NE
Precipitation: 0.0"
Humidity: 87%

Wednesday
01/29/25

 70°

Cloudy
Wind: 14 MPH E
Precipitation: 0.0"
Humidity: 82%

Thursday
01/30/25

 77°

Partly cloudy
Wind: 24 MPH SE
Precipitation: 0.0"
Humidity: 90%

Friday
01/31/25

 74°

Rain
Wind: 20 MPH W
Precipitation: 0.01"
Humidity: 66%

Current Location: Elev: 6 ft. Lat: 29.9578° N Lon: 90.3200° W
Station: ST ROSE 0.3 W, LA US US1LASC0006

Station: ST ROSE 0.3 W, LA US US1LASC0006										Generated on 03/06/2023										Observation Time Temperature: Unknown Observation Time Precipitation: Unknown									
Y e a r	M o n t h	D a y	Temperature (F)		Precipitation					Evaporation		Soil Temperature (F)			8 in. Depth														
			Max.	Min.	"24 Hrs. Ending at Observation Time"		24 Hour Amounts Ending at Observation Time			At Obs. Time	24 Hour Wind Movement (mi)	Amount of Evap. (in)	Ground Cover (see *)	Max.	Min.	Ground Cover (see *)	Max.	Min.											
2025	02	01																											
2025	02	02																											
2025	02	03																											
2025	02	04																											
2025	02	05																											
2025	02	06																											
2025	02	07																											
2025	02	08																											
2025	02	09																											
2025	02	10																											
2025	02	11																											
2025	02	12																											
2025	02	13																											
2025	02	14																											
2025	02	15																											
2025	02	16																											
2025	02	17																											
2025	02	18																											
2025	02	19																											
2025	02	20																											
2025	02	21																											
2025	02	22																											
2025	02	23																											
2025	02	24																											
2025	02	25																											
2025	02	26																											
2025	02	27																											
2025	02	28																											
Summary			0	0																									

Empty, or blank, cells indicate that a data observation was not reported.

*Ground Cover: 1=Grass; 2=Fallow; 3=Bare Ground; 4=Brome grass; 5=Sod; 6=Straw mulch; 7=Grass muck; 8=Bare muck; 0=Unknown

*s" This data value failed one of NCEI's quality control tests. "At Obs." = Temperature at time of observation

*T" values in the Precipitation or Snow category above indicate a "trace" value was recorded.

*A" values in the Precipitation Flag or the Snow Flag column indicate a multiday total, accumulated since last measurement, is being used.

Data value inconsistency may be present due to rounding calculations during the conversion process from SI metric units to standard imperial units.

FEBRUARY 2025 RIVER LEVELS ABOVE 11'	
Date / Time	Stage (Ft)
2/22/2025 0:00	11.04
2/22/2025 1:00	10.97
2/22/2025 2:00	10.96
2/22/2025 3:00	10.9
2/22/2025 4:00	10.88
2/22/2025 5:00	10.77
2/22/2025 6:00	10.76
2/22/2025 7:00	10.68
2/22/2025 8:00	10.69
2/22/2025 9:00	10.66
2/22/2025 10:00	10.7
2/22/2025 11:00	10.71
2/22/2025 12:00	10.75
2/22/2025 13:00	10.81
2/22/2025 14:00	10.85
2/22/2025 15:00	10.93
2/22/2025 16:00	10.96
2/22/2025 17:00	11.05
2/22/2025 18:00	11.09
2/22/2025 19:00	11.27
2/22/2025 20:00	11.31
2/22/2025 21:00	11.27
2/22/2025 22:00	11.29
2/22/2025 23:00	11.25
2/23/2025 0:00	11.29
2/23/2025 1:00	11.23
2/23/2025 2:00	11.2
2/23/2025 3:00	11.18
2/23/2025 4:00	11.09
2/23/2025 5:00	11.11
2/23/2025 6:00	11.04
2/23/2025 7:00	11.04
2/23/2025 8:00	11.02
2/23/2025 9:00	11.05
2/23/2025 10:00	11.07
2/23/2025 11:00	11.1
2/23/2025 12:00	11.13
2/23/2025 13:00	11.21
2/23/2025 14:00	11.28
2/23/2025 15:00	11.45
2/23/2025 16:00	11.46
2/23/2025 17:00	11.48
2/23/2025 18:00	11.68
2/23/2025 19:00	11.79
2/23/2025 20:00	11.94
2/23/2025 21:00	12.04
2/23/2025 22:00	12.12
2/23/2025 23:00	12.19
2/24/2025 0:00	12.16
2/24/2025 1:00	12.18
2/24/2025 2:00	12.01
2/24/2025 3:00	12.04
2/24/2025 4:00	11.98
2/24/2025 5:00	11.93
2/24/2025 6:00	11.9
2/24/2025 7:00	11.83
2/24/2025 8:00	11.78
2/24/2025 9:00	11.78
2/24/2025 10:00	11.7
2/24/2025 11:00	11.68
2/24/2025 12:00	11.67
2/24/2025 13:00	11.63

Date / Time	Stage (Ft)
2/24/2025 14:00	11.69
2/24/2025 15:00	11.76
2/24/2025 16:00	11.84
2/24/2025 17:00	11.9
2/24/2025 18:00	11.89
2/24/2025 19:00	11.97
2/24/2025 20:00	11.97
2/24/2025 21:00	12.05
2/24/2025 22:00	12.08
2/24/2025 23:00	12.1
2/25/2025 0:00	12.09
2/25/2025 1:00	12.07
2/25/2025 2:00	12.07
2/25/2025 3:00	12.02
2/25/2025 4:00	11.96
2/25/2025 5:00	11.91
2/25/2025 6:00	11.85
2/25/2025 7:00	11.79
2/25/2025 8:00	11.7
2/25/2025 9:00	11.67
2/25/2025 10:00	11.67
2/25/2025 11:00	11.61
2/25/2025 12:00	11.55
2/25/2025 13:00	11.51
2/25/2025 14:00	11.63
2/25/2025 15:00	11.64
2/25/2025 16:00	11.72
2/25/2025 17:00	11.76
2/25/2025 18:00	11.83
2/25/2025 19:00	11.87
2/25/2025 20:00	11.95
2/25/2025 21:00	12.05
2/25/2025 22:00	12.06
2/25/2025 23:00	12.18
2/26/2025 0:00	12.17
2/26/2025 1:00	12.18
2/26/2025 2:00	12.22
2/26/2025 3:00	12.19
2/26/2025 4:00	12.1
2/26/2025 5:00	12.11
2/26/2025 6:00	12.05
2/26/2025 7:00	11.94
2/26/2025 8:00	11.9
2/26/2025 9:00	11.84
2/26/2025 10:00	11.79
2/26/2025 11:00	11.83
2/26/2025 12:00	11.73
2/26/2025 13:00	11.73
2/26/2025 14:00	11.81
2/26/2025 15:00	11.84
2/26/2025 16:00	11.83
2/26/2025 17:00	11.83
2/26/2025 18:00	11.94
2/26/2025 19:00	11.89
2/26/2025 20:00	11.94
2/26/2025 21:00	11.98
2/26/2025 22:00	12.02
2/26/2025 23:00	12.03
2/27/2025 0:00	12.07
2/27/2025 1:00	12.11
2/27/2025 2:00	12.17
2/27/2025 3:00	12.14
2/27/2025 4:00	12.1

Date / Time	Stage (Ft)
2/27/2025 5:00	12.16
2/27/2025 6:00	12.12
2/27/2025 7:00	12.05
2/27/2025 8:00	12.02
2/27/2025 9:00	11.96
2/27/2025 10:00	11.94
2/27/2025 11:00	11.85
2/27/2025 12:00	11.8
2/27/2025 13:00	11.8
2/27/2025 14:00	11.74
2/27/2025 15:00	11.79
2/27/2025 16:00	11.86
2/27/2025 17:00	11.93
2/27/2025 18:00	12.01
2/27/2025 19:00	12.02
2/27/2025 20:00	12.07
2/27/2025 21:00	12.09
2/27/2025 22:00	12.17
2/27/2025 23:00	12.17
2/28/2025 0:00	12.19
2/28/2025 1:00	12.2
2/28/2025 2:00	12.25
2/28/2025 3:00	12.23
2/28/2025 4:00	12.28
2/28/2025 5:00	12.25
2/28/2025 6:00	12.28
2/28/2025 7:00	12.2
2/28/2025 8:00	12.16
2/28/2025 9:00	12.11
2/28/2025 10:00	12.04
2/28/2025 11:00	12.05
2/28/2025 12:00	12.07
2/28/2025 13:00	12.11
2/28/2025 14:00	12.11
2/28/2025 15:00	12.1
2/28/2025 16:00	12.15
2/28/2025 17:00	12.17
2/28/2025 18:00	12.14
2/28/2025 19:00	12.15
2/28/2025 20:00	12.22
2/28/2025 21:00	12.23
2/28/2025 22:00	12.22
2/28/2025 23:00	12.22



Jones Construction Solutions, LLC
Commercial Building Contractors
P.O. Box 171
St. Amant LA, 70774
T: (225)675-5555
www.JCSBuilds.com

To: Civil and Environmental Consulting Engineers/Marco Jaurez

CC: St. Charles Parish Government

Jones Construction Solutions LLC, is requesting to document the following rain/mud days from March 1 through March 31, 2025, as listed below for the East Bank Bridge Park Improvements project located at 13244 River Rd, Destrehan, LA 70047. All work at this time on this project is exterior and civil work therefore it is subject to rain and mud days as deemed appropriate per the contract documents.

Rain days – 6

Mud days – 5

Total days requested - 11 (5 overlap w/ river)

New completion date (turf)- 6/9/2025

New completion date (Lighting)- 7/7/2025

Sincerely,

Caleb Jones

Caleb Jones

Owner/COO

SCP East Bank Bridge Park Turf



[View All Photos](#)

Mar. 2025 Stats

1
Delays

0
Materials

9
Equipment

All Time Stats

16
Delays


0
Materials

9
Equipment

[Full Weather Report](#)









Weather Mar. 2025







• Temperature • Rain Fall













Week Four Photos 03/16/25 - 03/22/25































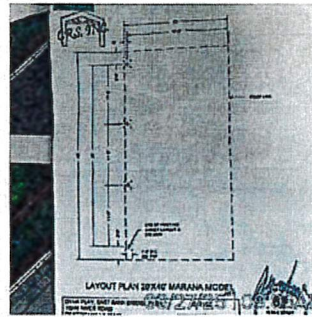
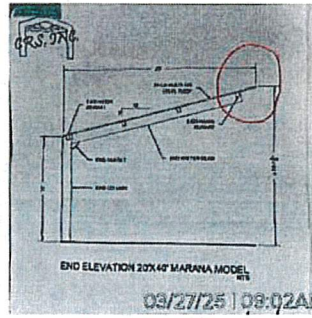









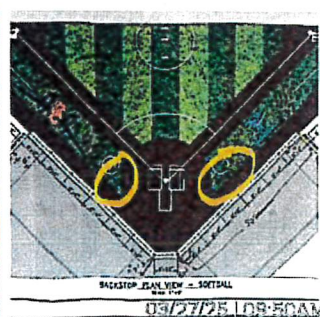


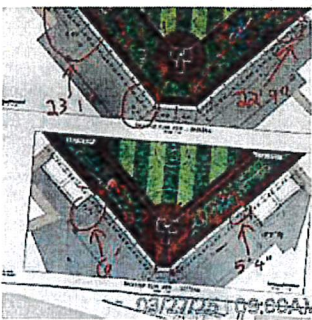


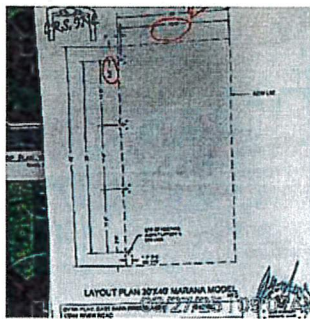








Week Five Photos 03/23/25 - 03/29/25
















Week Six Photos 03/30/25 - 03/31/25





Delays

Date Description
03/31/2025 Rain 7-11

Equipment			
Name/ID	Supplier/Sub	Month Total	Total Days On Site
36" bucket		0	56
36" tooth bucket		0	42
bacco		0	112
cabbed skid steer p3ro3263		0	150
fork lift th-s322	n/a	0	123
monteque		0	42
plate compactor	3c's	0	52
tracco	Cat rental	0	87
wacker packer	3c's	0	52






















Weather Mar. 2025










Saturday
03/01/25

 79°

Clear
Wind: 16 MPH NW
Precipitation: 0.0"
Humidity: 58%

River High

<p>Sunday 03/02/25</p> <p> 66°</p> <p>Partly cloudy Wind: 16 MPH NE Precipitation: 0.0" Humidity: 42%</p>	<p>Monday 03/03/25</p> <p> 73°</p> <p>Partly cloudy Wind: 17 MPH E Precipitation: 0.0" Humidity: 68%</p>	<p>Tuesday 03/04/25</p> <p> 75°</p> <p>Rain Wind: 30 MPH SE Precipitation: 0.53" Humidity: 83%</p>	<p>Wednesday 03/05/25</p> <p> 67°</p> <p>Clear Wind: 23 MPH W Precipitation: 0.0" Humidity: 46%</p>	<p>Thursday 03/06/25</p> <p> 65°</p> <p>Partly cloudy Wind: 13 MPH NW Precipitation: 0.0" Humidity: 42%</p>	<p>Friday 03/07/25</p> <p> 73°</p> <p>Rain Wind: 17 MPH SE Precipitation: 0.01" Humidity: 80%</p>	<p>Saturday 03/08/25</p> <p> 76°</p> <p>Rain Wind: 18 MPH E Precipitation: 0.17" Humidity: 88%</p>
<p>Sunday 03/09/25</p> <p> 70°</p> <p>Rain Wind: 18 MPH NW Precipitation: 0.15" Humidity: 86%</p>	<p>Monday 03/10/25</p> <p> 71°</p> <p>Partly cloudy Wind: 19 MPH NW Precipitation: 0.0" Humidity: 64%</p>	<p>Tuesday 03/11/25</p> <p> 75°</p> <p>Clear Wind: 14 MPH SW Precipitation: 0.0" Humidity: 63%</p>	<p>Wednesday 03/12/25</p> <p> 78°</p> <p>Partly cloudy Wind: 17 MPH S Precipitation: 0.0" Humidity: 76%</p>	<p>Thursday 03/13/25</p> <p> 83°</p> <p>Partly cloudy Wind: 13 MPH S Precipitation: 0.0" Humidity: 80%</p>	<p>Friday 03/14/25</p> <p> 80°</p> <p>Cloudy Wind: 22 MPH SE Precipitation: 0.0" Humidity: 91%</p>	<p>Saturday 03/15/25</p> <p> 80°</p> <p>Rain Wind: 32 MPH S Precipitation: 0.78" Humidity: 88%</p>
<p>Sunday 03/16/25</p> <p> 71°</p> <p>Clear Wind: 23 MPH W Precipitation: 0.0" Humidity: 47%</p>	<p>Monday 03/17/25</p> <p> 72°</p> <p>Clear Wind: 9 MPH NW Precipitation: 0.0" Humidity: 46%</p>	<p>Tuesday 03/18/25</p> <p> 72°</p> <p>Partly cloudy Wind: 17 MPH S Precipitation: 0.0" Humidity: 67%</p>	<p>Wednesday 03/19/25</p> <p> 82°</p> <p>Partly cloudy Wind: 18 MPH S Precipitation: 0.0" Humidity: 72%</p>	<p>Thursday 03/20/25</p> <p> 70°</p> <p>Clear Wind: 21 MPH NW Precipitation: 0.0" Humidity: 42%</p>	<p>Friday 03/21/25</p> <p> 66°</p> <p>Clear Wind: 12 MPH SE Precipitation: 0.0" Humidity: 52%</p>	<p>Saturday 03/22/25</p> <p> 75°</p> <p>Partly cloudy Wind: 11 MPH SE Precipitation: 0.0" Humidity: 69%</p>
Sunday	Monday	Tuesday	Wednesday	Thursday	Friday	Saturday

03/23/25	03/24/25	03/25/25	03/26/25	03/27/25	03/28/25	03/29/25
 77 °	 73 °	 82 °	 82 °	 80 °	 79 °	 80 °
Partly cloudy Wind: 20 MPH SE Precipitation: 0.0" Humidity: 83%	Rain Wind: 13 MPH SE Precipitation: 0.66" Humidity: 89%	Partly cloudy Wind: 9 MPH W Precipitation: 0.0" Humidity: 79%	Partly cloudy Wind: 6 MPH W Precipitation: 0.0" Humidity: 79%	Partly cloudy Wind: 14 MPH E Precipitation: 0.0" Humidity: 73%	Partly cloudy Wind: 22 MPH SE Precipitation: 0.0" Humidity: 76%	Rain Wind: 22 MPH SE Precipitation: 0.46" Humidity: 83%
Sunday 03/30/25	Monday 03/31/25					
 84 °	 79 °					
Partly cloudy Wind: 17 MPH S Precipitation: 0.0" Humidity: 87%	Rain Wind: 13 MPH S Precipitation: 1.36" Humidity: 91%					

MARCH 2025 RIVER LEVELS ABOVE 11'

Date / Time	Stage (Ft)
3/1/2025 0:00	12.27
3/1/2025 1:00	12.29
3/1/2025 2:00	12.31
3/1/2025 3:00	12.31
3/1/2025 4:00	12.34
3/1/2025 5:00	12.35
3/1/2025 6:00	12.38
3/1/2025 7:00	12.33
3/1/2025 8:00	12.33
3/1/2025 9:00	12.32
3/1/2025 10:00	12.3
3/1/2025 11:00	12.31
3/1/2025 12:00	12.28
3/1/2025 13:00	12.27
3/1/2025 14:00	12.27
3/1/2025 15:00	12.32
3/1/2025 16:00	12.33
3/1/2025 17:00	12.25
3/1/2025 18:00	12.3
3/1/2025 19:00	12.28
3/1/2025 20:00	12.33
3/1/2025 21:00	12.3
3/1/2025 22:00	12.33
3/1/2025 23:00	12.36
3/2/2025 0:00	12.24
3/2/2025 1:00	12.32
3/2/2025 2:00	12.35
3/2/2025 3:00	12.34
3/2/2025 4:00	12.37
3/2/2025 5:00	12.44
3/2/2025 6:00	12.44
3/2/2025 7:00	12.51
3/2/2025 8:00	12.46
3/2/2025 9:00	12.5
3/2/2025 10:00	12.56
3/2/2025 11:00	12.53
3/2/2025 12:00	12.59
3/2/2025 13:00	12.62
3/2/2025 14:00	12.58
3/2/2025 15:00	12.65
3/2/2025 16:00	12.69
3/2/2025 17:00	12.63
3/2/2025 18:00	12.65
3/2/2025 19:00	12.64
3/2/2025 20:00	12.59
3/2/2025 21:00	12.52
3/2/2025 22:00	12.53
3/2/2025 23:00	12.5
3/3/2025 0:00	12.43
3/3/2025 1:00	12.31
3/3/2025 2:00	12.31
3/3/2025 3:00	12.31
3/3/2025 4:00	12.33
3/3/2025 5:00	12.33
3/3/2025 6:00	12.37
3/3/2025 7:00	12.37
3/3/2025 8:00	12.46
3/3/2025 9:00	12.42
3/3/2025 10:00	12.39
3/3/2025 11:00	12.52
3/3/2025 12:00	12.63
3/3/2025 13:00	12.62

Date / Time	Stage (Ft)
3/3/2025 14:00	12.63
3/3/2025 15:00	12.7
3/3/2025 16:00	12.72
3/3/2025 17:00	12.76
3/3/2025 18:00	12.8
3/3/2025 19:00	12.82
3/3/2025 20:00	12.71
3/3/2025 21:00	12.81
3/3/2025 22:00	12.71
3/3/2025 23:00	12.69
3/4/2025 0:00	12.64
3/4/2025 1:00	12.62
3/4/2025 2:00	12.59
3/4/2025 3:00	12.52
3/4/2025 4:00	12.51
3/4/2025 5:00	12.53
3/4/2025 6:00	12.54
3/4/2025 7:00	12.59
3/4/2025 8:00	12.65
3/4/2025 9:00	12.65
3/4/2025 10:00	12.74
3/4/2025 11:00	12.78
3/4/2025 12:00	12.91
3/4/2025 13:00	13.02
3/4/2025 14:00	13.08
3/4/2025 15:00	13.14
3/4/2025 16:00	13.16
3/4/2025 17:00	13.26
3/4/2025 18:00	13.28
3/4/2025 19:00	13.38
3/4/2025 20:00	13.36
3/4/2025 21:00	13.3
3/4/2025 22:00	13.16
3/4/2025 23:00	13.08
3/5/2025 0:00	12.97
3/5/2025 1:00	12.95
3/5/2025 2:00	12.86
3/5/2025 3:00	12.78
3/5/2025 4:00	12.72
3/5/2025 5:00	12.72
3/5/2025 6:00	12.59
3/5/2025 7:00	12.56
3/5/2025 8:00	12.54
3/5/2025 9:00	12.61
3/5/2025 10:00	12.56
3/5/2025 11:00	12.58
3/5/2025 12:00	12.62
3/5/2025 13:00	12.63
3/5/2025 14:00	12.64
3/5/2025 15:00	12.64
3/5/2025 16:00	12.63
3/5/2025 17:00	12.65
3/5/2025 18:00	12.67
3/5/2025 19:00	12.65
3/5/2025 20:00	12.64
3/5/2025 21:00	12.66
3/5/2025 22:00	12.57
3/5/2025 23:00	12.54
3/6/2025 0:00	12.48
3/6/2025 1:00	12.41
3/6/2025 2:00	12.36
3/6/2025 3:00	12.3
3/6/2025 4:00	12.23

Date / Time	Stage (Ft)
3/6/2025 5:00	12.2
3/6/2025 6:00	12.17
3/6/2025 7:00	12.15
3/6/2025 8:00	12.15
3/6/2025 9:00	12.13
3/6/2025 10:00	12.12
3/6/2025 11:00	12.18
3/6/2025 12:00	12.21
3/6/2025 13:00	12.27
3/6/2025 14:00	12.29
3/6/2025 15:00	12.36
3/6/2025 16:00	12.42
3/6/2025 17:00	12.44
3/6/2025 18:00	12.44
3/6/2025 19:00	12.43
3/6/2025 20:00	12.48
3/6/2025 21:00	12.51
3/6/2025 22:00	12.5
3/6/2025 23:00	12.46
3/7/2025 0:00	12.45
3/7/2025 1:00	12.37
3/7/2025 2:00	12.3
3/7/2025 3:00	12.24
3/7/2025 4:00	12.18
3/7/2025 5:00	12.15
3/7/2025 6:00	12.08
3/7/2025 7:00	12.03
3/7/2025 8:00	12.02
3/7/2025 9:00	12.02
3/7/2025 10:00	12.04
3/7/2025 11:00	12.1
3/7/2025 12:00	12.13
3/7/2025 13:00	12.23
3/7/2025 14:00	12.25
3/7/2025 15:00	12.33
3/7/2025 16:00	12.36
3/7/2025 17:00	12.41
3/7/2025 18:00	12.45
3/7/2025 19:00	12.46
3/7/2025 20:00	12.46
3/7/2025 21:00	12.46
3/7/2025 22:00	12.45
3/7/2025 23:00	12.39
3/8/2025 0:00	12.37
3/8/2025 1:00	12.33
3/8/2025 2:00	12.22
3/8/2025 3:00	12.17
3/8/2025 4:00	12.1
3/8/2025 5:00	12.06
3/8/2025 6:00	11.98
3/8/2025 7:00	11.99
3/8/2025 8:00	11.93
3/8/2025 9:00	11.93
3/8/2025 10:00	11.91
3/8/2025 11:00	11.97
3/8/2025 12:00	11.99
3/8/2025 13:00	12.01
3/8/2025 14:00	12.1
3/8/2025 15:00	12.07
3/8/2025 16:00	12.23
3/8/2025 17:00	12.34
3/8/2025 18:00	12.36
3/8/2025 19:00	12.43

Date / Time	Stage (Ft)
3/8/2025 21:00	12.55
3/8/2025 22:00	12.56
3/8/2025 23:00	12.6
3/9/2025 0:00	12.53
3/9/2025 1:00	12.53
3/9/2025 3:00	12.48
3/9/2025 4:00	12.44
3/9/2025 5:00	12.38
3/9/2025 6:00	12.28
3/9/2025 7:00	12.27
3/9/2025 8:00	12.17
3/9/2025 9:00	12.11
3/9/2025 10:00	12.05
3/9/2025 11:00	12.06
3/9/2025 12:00	12.05
3/9/2025 13:00	12.04
3/9/2025 14:00	12.09
3/9/2025 15:00	12.05
3/9/2025 16:00	12.03
3/9/2025 17:00	12.13
3/9/2025 18:00	12.25
3/9/2025 19:00	12.21
3/9/2025 20:00	12.26
3/9/2025 21:00	12.25
3/9/2025 22:00	12.27
3/9/2025 23:00	12.29
3/10/2025 0:00	12.29
3/10/2025 1:00	12.29
3/10/2025 2:00	12.3
3/10/2025 3:00	12.22
3/10/2025 4:00	12.19
3/10/2025 5:00	12.08
3/10/2025 6:00	11.99
3/10/2025 7:00	11.93
3/10/2025 8:00	11.9
3/10/2025 9:00	11.81
3/10/2025 10:00	11.74
3/10/2025 11:00	11.69
3/10/2025 12:00	11.65
3/10/2025 13:00	11.62
3/10/2025 14:00	11.64
3/10/2025 15:00	11.62
3/10/2025 16:00	11.63
3/10/2025 17:00	11.65
3/10/2025 18:00	11.68
3/10/2025 19:00	11.73
3/10/2025 20:00	11.79
3/10/2025 21:00	11.87
3/10/2025 22:00	11.83
3/10/2025 23:00	11.93
3/11/2025 0:00	11.9
3/11/2025 1:00	11.92
3/11/2025 2:00	11.93
3/11/2025 3:00	11.92
3/11/2025 4:00	11.89
3/11/2025 5:00	11.9
3/11/2025 6:00	11.82
3/11/2025 7:00	11.77
3/11/2025 8:00	11.74
3/11/2025 9:00	11.69
3/11/2025 10:00	11.6
3/11/2025 11:00	11.49
3/11/2025 12:00	11.5

Date / Time	Stage (Ft)
3/11/2025 13:00	11.47
3/11/2025 14:00	11.44
3/11/2025 15:00	11.44
3/11/2025 16:00	11.45
3/11/2025 17:00	11.47
3/11/2025 18:00	11.46
3/11/2025 19:00	11.55
3/11/2025 20:00	11.54
3/11/2025 21:00	11.53
3/11/2025 22:00	11.56
3/11/2025 23:00	11.56
3/12/2025 0:00	11.55
3/12/2025 1:00	11.56
3/12/2025 2:00	11.56
3/12/2025 3:00	11.59
3/12/2025 4:00	11.61
3/12/2025 5:00	11.53
3/12/2025 6:00	11.48
3/12/2025 7:00	11.45
3/12/2025 8:00	11.42
3/12/2025 9:00	11.34
3/12/2025 10:00	11.31
3/12/2025 11:00	11.25
3/12/2025 12:00	11.18
3/12/2025 13:00	11.16
3/12/2025 14:00	11.13
3/12/2025 15:00	11.14
3/12/2025 16:00	11.12
3/12/2025 17:00	11.08
3/12/2025 18:00	11.17
3/12/2025 19:00	11.15
3/12/2025 20:00	11.15
3/12/2025 21:00	11.15
3/12/2025 22:00	11.16
3/12/2025 23:00	11.11
3/13/2025 0:00	11.13
3/13/2025 1:00	11.11
3/13/2025 2:00	11.16
3/13/2025 3:00	11.1
3/13/2025 4:00	11.07
3/13/2025 5:00	11.08
3/13/2025 6:00	11.1
3/13/2025 7:00	11.07
3/13/2025 8:00	11.02



Jones Construction Solutions, LLC
Commercial Building Contractors
P.O. Box 171
St. Amant LA, 70774
T: (225)675-5555
www.JCSBuilds.com

May 6, 2025

To: Civil and Environmental Consulting Engineers/Marco Jaurez

CC: St. Charles Parish Government

Jones Construction Solutions LLC, is requesting to document the following rain/mud days from April 1 through April 30, 2025, as listed below for the East Bank Bridge Park Improvements project located at 13244 River Rd, Destrehan, LA 70047. All work at this time on this project is exterior and civil work therefore it is subject to rain and mud days as deemed appropriate per the contract documents. The river stage has been above 11' from April 12 to present and is not forecast to drop below 11' for several more weeks. The total additional days for the river stage will have to be calculated after it has dropped enough to allow work to continue.

Rain days – 1

Mud days – 2

Total days requested - 3 (1 day overlap w/river)

New completion date (turf)- 6/11/2025

New completion date (Lighting)- 7/10/2025

Sincerely,

Caleb Jones

Owner/COO

SCP East Bank Bridge Park Turf

Apr. 2025 Stats

0
Materials

6
Equipment

0
Open Tasks

All Time Stats

0
Materials


6
Equipment

0
Open Tasks

Full Weather Report

Weather Apr. 2025

• Temperature • Rain Fall








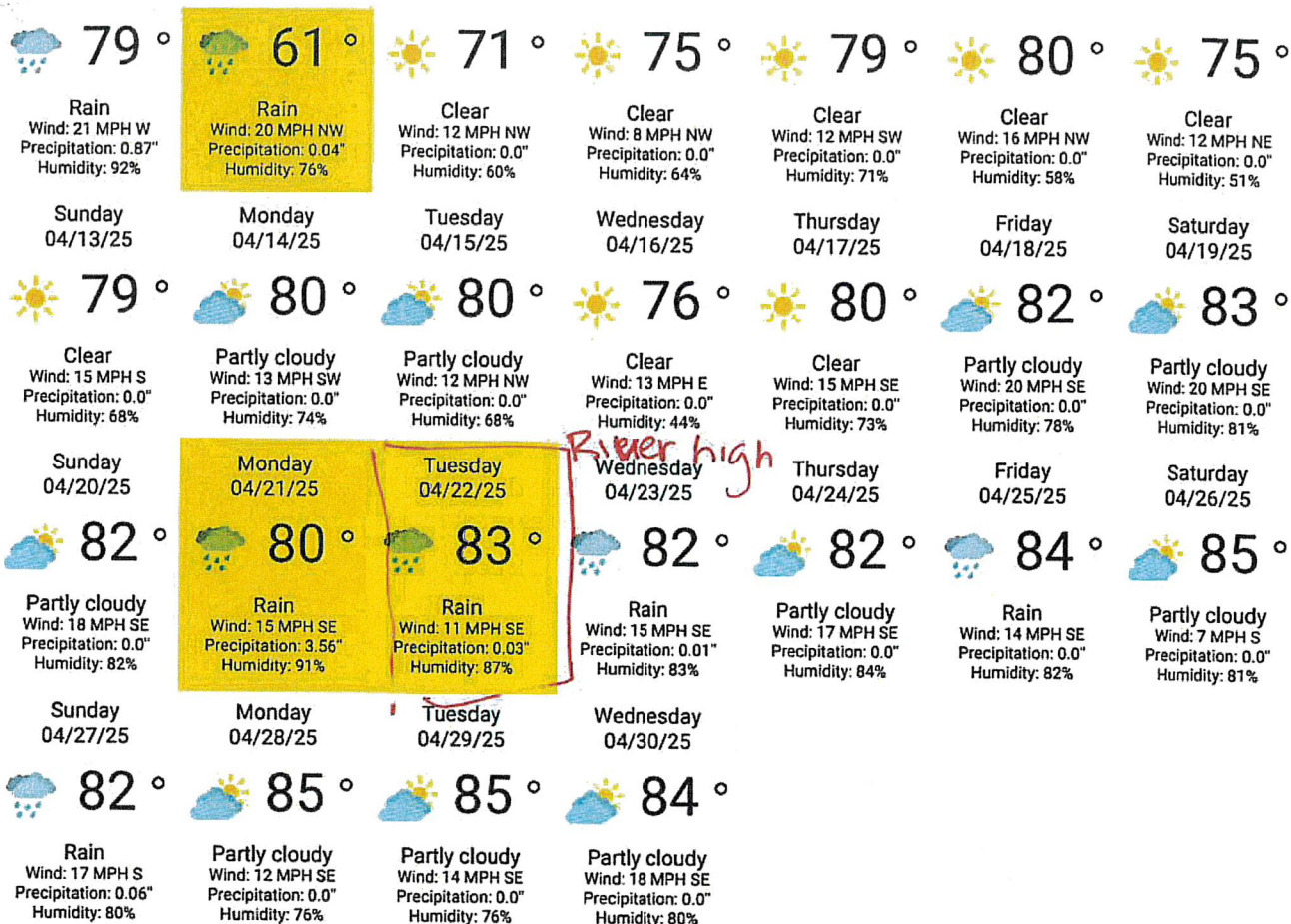
Equipment

Name/ID	Supplier/Sub	Month Total	Total Days On Site
36" bucket		0	89
36" tooth bucket		0	75
bacco		0	145
cabbed skid steer p3ro3263		0	183
fork lift th-5322	n/a	0	156
tracco	Cat rental	0	120



Weather Apr. 2025

		Tuesday 04/01/25	Wednesday 04/02/25	Thursday 04/03/25	Friday 04/04/25	Saturday 04/05/25
		 80 °	 83 °	 84 °	 84 °	 81 °
		Partly cloudy Wind: 17 MPH SE Precipitation: 0.0" Humidity: 89%	Cloudy Wind: 26 MPH SE Precipitation: 0.0" Humidity: 86%	Cloudy Wind: 22 MPH SE Precipitation: 0.0" Humidity: 85%	Cloudy Wind: 23 MPH SE Precipitation: 0.0" Humidity: 83%	Cloudy Wind: 27 MPH SE Precipitation: 0.0" Humidity: 90%
Sunday 04/06/25	Monday 04/07/25	Tuesday 04/08/25	Wednesday 04/09/25	Thursday 04/10/25	Friday 04/11/25	Saturday 04/12/25



APRIL 2025 RIVER LEVELS ABOVE 15'

Date / Time	Stage (Ft)
4/22/2025 0:00	14.8
4/22/2025 1:00	14.77
4/22/2025 2:00	14.72
4/22/2025 3:00	14.74
4/22/2025 4:00	14.73
4/22/2025 5:00	14.7
4/22/2025 6:00	14.7
4/22/2025 7:00	14.66
4/22/2025 8:00	14.69
4/22/2025 9:00	14.66
4/22/2025 10:00	14.64
4/22/2025 11:00	14.67
4/22/2025 12:00	14.72
4/22/2025 13:00	14.76
4/22/2025 14:00	14.82
4/22/2025 15:00	14.86
4/22/2025 16:00	14.94
4/22/2025 17:00	14.89
4/22/2025 18:00	14.98
4/22/2025 19:00	14.98
4/22/2025 20:00	14.97
4/22/2025 21:00	15.01
4/22/2025 22:00	15.02
4/22/2025 23:00	15.02
4/23/2025 0:00	15.08
4/23/2025 1:00	15.05
4/23/2025 2:00	15.03
4/23/2025 3:00	15.04
4/23/2025 4:00	15.01
4/23/2025 5:00	15.02
4/23/2025 6:00	15.07
4/23/2025 7:00	15.04
4/23/2025 8:00	15.02
4/23/2025 9:00	14.96
4/23/2025 10:00	14.97
4/23/2025 11:00	14.97
4/23/2025 12:00	15.03
4/23/2025 13:00	15.04
4/23/2025 14:00	15.07
4/23/2025 15:00	15.06
4/23/2025 16:00	15.22
4/23/2025 17:00	15.23
4/23/2025 18:00	15.25
4/23/2025 19:00	15.28
4/23/2025 20:00	15.33
4/23/2025 21:00	15.33
4/23/2025 22:00	15.32
4/23/2025 23:00	15.34
4/24/2025 0:00	15.32
4/24/2025 1:00	15.36
4/24/2025 2:00	15.34
4/24/2025 3:00	15.39
4/24/2025 4:00	15.39
4/24/2025 5:00	15.31
4/24/2025 6:00	15.3
4/24/2025 7:00	15.33
4/24/2025 8:00	15.33
4/24/2025 9:00	15.35
4/24/2025 10:00	15.33
4/24/2025 11:00	15.36
4/24/2025 12:00	15.4
4/24/2025 13:00	15.45

Date / Time	Stage (Ft)
4/24/2025 14:00	15.54
4/24/2025 15:00	15.59
4/24/2025 16:00	15.59
4/24/2025 17:00	15.58
4/24/2025 18:00	15.66
4/24/2025 19:00	15.62
4/24/2025 20:00	15.62
4/24/2025 21:00	15.63
4/24/2025 22:00	15.66
4/24/2025 23:00	15.6
4/25/2025 0:00	15.62
4/25/2025 1:00	15.65
4/25/2025 2:00	15.67
4/25/2025 3:00	15.66
4/25/2025 4:00	15.7
4/25/2025 5:00	15.7
4/25/2025 6:00	15.71
4/25/2025 7:00	15.7
4/25/2025 8:00	15.71
4/25/2025 9:00	15.74
4/25/2025 10:00	15.78
4/25/2025 11:00	15.78
4/25/2025 12:00	15.8
4/25/2025 13:00	15.79
4/25/2025 14:00	15.79
4/25/2025 15:00	15.86
4/25/2025 16:00	15.81
4/25/2025 17:00	15.77
4/25/2025 18:00	15.82
4/25/2025 19:00	15.84
4/25/2025 20:00	15.83
4/25/2025 21:00	15.73
4/25/2025 22:00	15.76
4/25/2025 23:00	15.72
4/26/2025 0:00	15.69
4/26/2025 1:00	15.72
4/26/2025 2:00	15.78
4/26/2025 3:00	15.84
4/26/2025 4:00	15.84
4/26/2025 5:00	15.9
4/26/2025 6:00	15.9
4/26/2025 7:00	15.94
4/26/2025 8:00	15.98
4/26/2025 9:00	16.05
4/26/2025 10:00	15.99
4/26/2025 11:00	16.05
4/26/2025 12:00	16.03
4/26/2025 13:00	16.09
4/26/2025 14:00	16.12
4/26/2025 15:00	16.09
4/26/2025 16:00	16.01
4/26/2025 17:00	16.1
4/26/2025 18:00	16.1
4/26/2025 19:00	16.09
4/26/2025 20:00	16.12
4/26/2025 21:00	16.09
4/26/2025 22:00	16.01
4/26/2025 23:00	16.07
4/27/2025 0:00	16.07
4/27/2025 1:00	16.01
4/27/2025 2:00	16.01
4/27/2025 3:00	16.01
4/27/2025 4:00	16.07

Date / Time	Stage (Ft)
4/27/2025 5:00	16.07
4/27/2025 6:00	16.12
4/27/2025 7:00	16.12
4/27/2025 8:00	16.22
4/27/2025 9:00	16.21
4/27/2025 10:00	16.24
4/27/2025 11:00	16.26
4/27/2025 12:00	16.28
4/27/2025 13:00	16.37
4/27/2025 14:00	16.32
4/27/2025 15:00	16.35
4/27/2025 16:00	16.4
4/27/2025 17:00	16.38
4/27/2025 18:00	16.35
4/27/2025 19:00	16.33
4/27/2025 20:00	16.28
4/27/2025 21:00	16.28
4/27/2025 22:00	16.21
4/27/2025 23:00	16.2
4/28/2025 0:00	16.14
4/28/2025 1:00	16.12
4/28/2025 2:00	16.11
4/28/2025 3:00	16.12
4/28/2025 4:00	16.1
4/28/2025 5:00	16.06
4/28/2025 6:00	16.13
4/28/2025 7:00	16.17
4/28/2025 8:00	16.19
4/28/2025 9:00	16.25
4/28/2025 10:00	16.31
4/28/2025 11:00	16.36
4/28/2025 12:00	16.4
4/28/2025 13:00	16.44
4/28/2025 14:00	16.49
4/28/2025 15:00	16.5
4/28/2025 16:00	16.54
4/28/2025 17:00	16.52
4/28/2025 18:00	16.48
4/28/2025 19:00	16.49
4/28/2025 20:00	16.41
4/28/2025 21:00	16.35
4/28/2025 22:00	16.35
4/28/2025 23:00	16.34
4/29/2025 0:00	16.29
4/29/2025 1:00	16.16
4/29/2025 2:00	16.16
4/29/2025 3:00	16.2
4/29/2025 4:00	16.08
4/29/2025 5:00	16.1
4/29/2025 6:00	16.13
4/29/2025 7:00	16.13
4/29/2025 8:00	16.16
4/29/2025 9:00	16.21
4/29/2025 10:00	16.31
4/29/2025 11:00	16.32
4/29/2025 12:00	16.43
4/29/2025 13:00	16.44
4/29/2025 14:00	16.54
4/29/2025 15:00	16.55
4/29/2025 16:00	16.56
4/29/2025 17:00	16.57
4/29/2025 18:00	16.59
4/29/2025 19:00	16.56

Date / Time	Stage (Ft)
4/29/2025 20:00	16.52
4/29/2025 21:00	16.44
4/29/2025 22:00	16.42
4/29/2025 23:00	16.4
4/30/2025 0:00	16.41
4/30/2025 1:00	16.26
4/30/2025 2:00	16.23
4/30/2025 3:00	16.17
4/30/2025 4:00	16.18
4/30/2025 5:00	16.19
4/30/2025 6:00	16.23
4/30/2025 7:00	16.19
4/30/2025 8:00	16.22
4/30/2025 9:00	16.28
4/30/2025 10:00	16.29
4/30/2025 11:00	16.34
4/30/2025 12:00	16.42
4/30/2025 13:00	16.51
4/30/2025 14:00	16.47
4/30/2025 15:00	16.65
4/30/2025 16:00	16.61
4/30/2025 17:00	16.63
4/30/2025 18:00	16.62
4/30/2025 19:00	16.64
4/30/2025 20:00	16.65
4/30/2025 21:00	16.62
4/30/2025 22:00	16.62
4/30/2025 23:00	16.53

**Record of Climatological
Observations**

These data are quality controlled and may not
be identical to the original observations.

Generated on 09/08/2025

Current Location: Elev: 6 ft. Lat: 29.9578° N Lon: 90.3200° W
Station: ST ROSE 0.3 W, LA US US1LASC0006

Year	Month	Day	Temperature (F)		Precipitation				Evaporation		"Soil Temperature (F)"							
			"24 Hrs. Ending at Observation Time"		24 Hour Amounts Ending at Observation Time				At Obs. Time		4 in. Depth		8 in. Depth					
			Max.	Min.	At Obs.	Rain, Melted Snow, Etc. (in)	F i a g	Snow, Ice Pellets, Hail (in)	F i a g	Snow, Ice Pellets, Hail, Ice on Ground (in)	24 Hour Wind Movement (mi)	Amount of Evap. (in)	Ground Cover (see *)	Max.	Min.	Ground Cover (see *)	Max.	Min.
2025	05	01				0.00		0.0										
2025	05	02				0.00		0.0										
2025	05	03				0.16												
2025	05	04				0.00		0.0										
2025	05	05				0.00		0.0										
2025	05	06				0.01												
2025	05	07				1.50												
2025	05	08				3.82												
2025	05	09				0.06												
2025	05	10				3.60												
2025	05	11				0.00		0.0										
2025	05	12				0.00		0.0										
2025	05	13				0.00		0.0										
2025	05	14				0.00		0.0										
2025	05	15				0.00		0.0										
2025	05	16				0.00		0.0										
2025	05	17				0.00		0.0										
2025	05	18				0.00		0.0										
2025	05	19				0.00		0.0										
2025	05	20				0.00		0.0										
2025	05	21				0.00		0.0										
2025	05	22				0.00		0.0										
2025	05	23				0.00		0.0										
2025	05	24				0.36												
2025	05	25				0.15												
2025	05	26				0.00		0.0										
2025	05	27				0.00		0.0										
2025	05	28				0.00		0.0										
2025	05	29				2.31												
2025	05	30				0.42												
2025	05	31				0.00		0.0										
Summary			0	0		12.39		0.0										

Empty, or blank, cells indicate that a data observation was not reported.

*Ground Cover: 1=Grass; 2=Fallow; 3=Bare Ground; 4=Brome grass; 5=Sod; 6=Straw mulch; 7=Grass muck; 8=Bare muck; 9=Unknown
"s" This data value failed one of NCEI's quality control tests. "At Obs." = Temperature at time of observation

"T" values in the Precipitation or Snow category above indicate a "trace" value was recorded.

"A" values in the Precipitation Flag or the Snow Flag column indicate a multiday total, accumulated since last measurement, is being used.

Data value inconsistency may be present due to rounding calculations during the conversion process from SI metric units to standard imperial units.



Jones Construction Solutions, LLC
Commercial Building Contractors
P.O. Box 171
St. Amant LA, 70774
T: (225)675-5555
www.JCSBuilds.com

July 9, 2025

To: Civil and Environmental Consulting Engineers/Marco Jaurez

CC: St. Charles Parish Government

Jones Construction Solutions LLC, is requesting to document the following rain, mud, and river elevation days from June 1 through June 30, 2025, as listed below for the East Bank Bridge Park Improvements project located at 13244 River Rd, Destrehan, LA 70047. All work at this time on this project is exterior and underground civil work therefore it is subject to rain, mud, and river elevation days as deemed appropriate per the contract documents.

Rain days – 14

Mud days – 4

Total days requested - 18

Previous completion date – 6/19/25

New completion date (Civil sitework)- 7/7/2025

(Does not include river elevation days for batting cages, foul poles, and drainage tie ins.)

River elevation days total - 64

New completion date (Lighting)- 9/11/2025

Sincerely,

Caleb Jones

Owner/COO

SCP East Bank Bridge Park Turf

Jun. 2025 Stats

0
Safety Incidents

12
Delays

0
Materials

5
Equipment

0
Open Tasks

All Time Stats

2
Safety Incidents

34
Delays

0
Materials

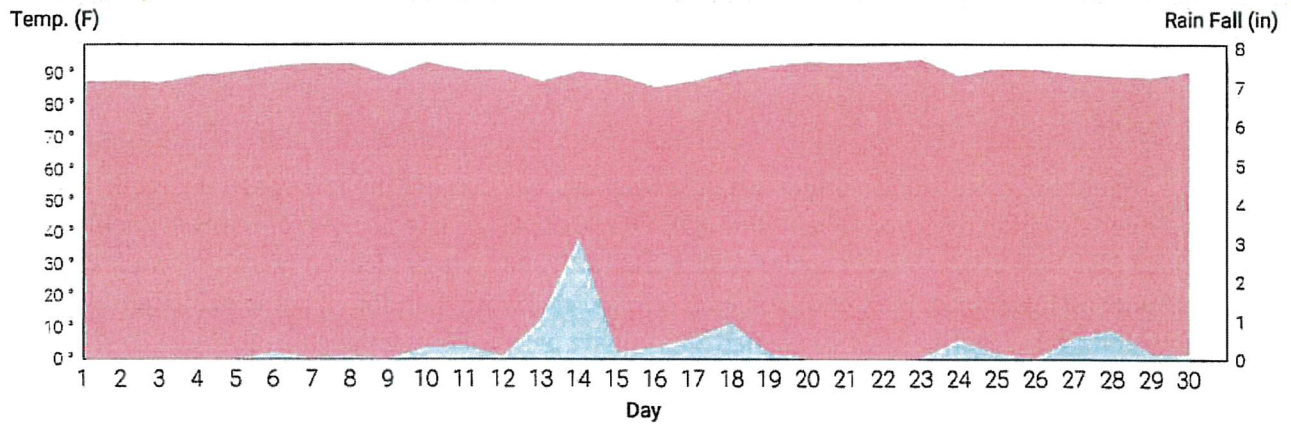
5
Equipment

0
Open Tasks

[Full Weather Report](#)

Weather Jun. 2025

• Temperature • Rain Fall



Delays

Date	Description
06/09/2025	Slight rain from 12 to 1:30pm halted turf and court guys
06/09/2025	Spent 2 and a half hours fixing nailer board
06/10/2025	Turd floater at 5pm hard rain
06/11/2025	Heavy rain yesterday evening/last night caused muddy wet conditions that stopped all grading for today
06/12/2025	Nothing off the field can be world.
06/12/2025	Rain yesterday caused excessive muddy conditions which prevented any site work from being done.
06/12/2025	Rain yesterday and today.
06/26/2025	Sloppy site due to rain
06/26/2025	Rain everyday
06/26/2025	
06/30/2025	Rain every afternoon
06/30/2025	



Equipment

Name/ID	Supplier/Sub	Month Total	Total Days On Site
bacco		0	209

cabbed skid steer
p3ro3263

0

247

fork lift
th-5322

n/a

0

220

mini excavator

United rentals

0

43

Skid steer

0

57



Weather Jun. 2025

Sunday 06/01/25 87° Partly cloudy Wind: 10 MPH SW Precipitation: 0.0" Humidity: 66%	Monday 06/02/25 88° Partly cloudy Wind: 11 MPH SE Precipitation: 0.0" Humidity: 69%	Tuesday 06/03/25 87° Partly cloudy Wind: 17 MPH E Precipitation: 0.0" Humidity: 71%	Wednesday 06/04/25 89° Partly cloudy Wind: 13 MPH E Precipitation: 0.0" Humidity: 73%	Thursday 06/05/25 90° Partly cloudy Wind: 9 MPH SE Precipitation: 0.0" Humidity: 74%	Friday 06/06/25 92° Rain Wind: 12 MPH S Precipitation: 0.14" Humidity: 79%	Saturday 06/07/25 93° Rain Wind: 12 MPH SW Precipitation: 0.0" Humidity: 77%
Sunday 06/08/25 93° Rain Wind: 14 MPH SW Precipitation: 0.05" Humidity: 77%	Monday 06/09/25 89° Partly cloudy Wind: 14 MPH SW Precipitation: 0.0" Humidity: 80%	Tuesday 06/10/25 93° Rain Wind: 18 MPH SW Precipitation: 0.27" Humidity: 82%	Wednesday 06/11/25 91° Rain Wind: 12 MPH SE Precipitation: 0.34" Humidity: 81%	Thursday 06/12/25 91° Rain Wind: 16 MPH SE Precipitation: 0.06" Humidity: 78%	Friday 06/13/25 88° Rain Wind: 14 MPH S Precipitation: 0.99" Humidity: 81%	Saturday 06/14/25 91° Rain Wind: 12 MPH S Precipitation: 3.1" Humidity: 85%
Sunday 06/15/25 89° Rain Wind: 14 MPH SE Precipitation: 0.15" Humidity: 84%	Monday 06/16/25 86° Rain Wind: 14 MPH S Precipitation: 0.29" Humidity: 85%	Tuesday 06/17/25 88° Rain Wind: 12 MPH S Precipitation: 0.51" Humidity: 86%	Wednesday 06/18/25 91° Rain Wind: 14 MPH S Precipitation: 0.92" Humidity: 82%	Thursday 06/19/25 92° Rain Wind: 9 MPH S Precipitation: 0.12" Humidity: 82%	Friday 06/20/25 93° Partly cloudy Wind: 8 MPH SW Precipitation: 0.0" Humidity: 76%	Saturday 06/21/25 93° Partly cloudy Wind: 8 MPH SE Precipitation: 0.0" Humidity: 72%
Sunday 06/22/25 93° Partly cloudy Wind: 12 MPH SE Precipitation: 0.0" Humidity: 70%	Monday 06/23/25 94° Partly cloudy Wind: 15 MPH E Precipitation: 0.0" Humidity: 68%	Tuesday 06/24/25 89° Rain Wind: 14 MPH E Precipitation: 0.47" Humidity: 77%	Wednesday 06/25/25 91° Rain Wind: 10 MPH E Precipitation: 0.14" Humidity: 76%	Thursday 06/26/25 91° Partly cloudy Wind: 10 MPH NE Precipitation: 0.0" Humidity: 76%	Friday 06/27/25 90° Rain Wind: 13 MPH S Precipitation: 0.53" Humidity: 78%	Saturday 06/28/25 89° Rain Wind: 12 MPH SE Precipitation: 0.73" Humidity: 79%
Sunday 06/29/25 88° Rain Wind: 17 MPH S Precipitation: 0.12" Humidity: 79%	Monday 06/30/25 90° Rain Wind: 16 MPH SW Precipitation: 0.11" Humidity: 84%					



Jones Construction Solutions, LLC
Commercial Building Contractors
P.O. Box 171
St. Amant LA, 70774
T: (225)675-5555
www.JCSBuilds.com

July 31, 2025

To: Civil and Environmental Consulting Engineers/Marco Jaurez

CC: St. Charles Parish Government

Jones Construction Solutions LLC, is requesting to document the following rain, mud, and river elevation days from July 1 through July 30, 2025, as listed below for the East Bank Bridge Park Improvements project located at 13244 River Rd, Destrehan, LA 70047. All work at this time on this project is exterior and underground civil work therefore it is subject to rain, mud, and river elevation days as deemed appropriate per the contract documents.

Rain days – 15

Mud days – 2

Total days requested - 17

Previous completion date – 8/4/25

New completion date (Civil sitework)- 9/26/2025

(Includes river elevation days for batting cages, foul poles, and drainage tie ins which were not included in June's request.)

River elevation days total - 64

New completion date (Lighting)- 9/29/2025

Sincerely,

Caleb Jones

Caleb Jones

Owner/COO

SCP East Bank Bridge Park Turf

Jul. 2025 Stats

0
Materials

5
Equipment

0
Open Tasks

All Time Stats

0
Materials


5
Equipment

0
Open Tasks

[Full Weather Report](#)

Weather Jul. 2025

• Temperature • Rain Fall



























Equipment

Name/ID	Supplier/Sub	Month Total	Total Days On Site
bacco		0	231
cabbed skid steer p3ro3263		0	269
fork lift th-5322	n/a	0	242
mini excavator	United rentals	0	65
Skid steer		0	79



Weather Jul. 2025

		Tuesday 07/01/25	Wednesday 07/02/25	Thursday 07/03/25	Friday 07/04/25	Saturday 07/05/25
		93°	90°	92°	93°	96°
		Partly cloudy Wind: 10 MPH W Precipitation: 0.0" Humidity: 77%	Rain Wind: 14 MPH W Precipitation: 0.36" Humidity: 81%	Rain Wind: 8 MPH W Precipitation: 0.18" Humidity: 83%	Rain Wind: 7 MPH N Precipitation: 0.01" Humidity: 73%	Partly cloudy Wind: 13 MPH N Precipitation: 0.0" Humidity: 66%
Sunday 07/06/25	Monday 07/07/25	Tuesday 07/08/25	Wednesday 07/09/25	Thursday 07/10/25	Friday 07/11/25	Saturday 07/12/25

 93 ° Rain Wind: 13 MPH SW Precipitation: 0.09" Humidity: 74%	 92 ° Rain Wind: 11 MPH SW Precipitation: 0.03" Humidity: 76%	 88 ° Rain Wind: 21 MPH SW Precipitation: 0.49" Humidity: 80%	 88 ° Rain Wind: 8 MPH SW Precipitation: 0.73" Humidity: 82%	 89 ° Rain Wind: 21 MPH W Precipitation: 0.01" Humidity: 84%	 91 ° Rain Wind: 12 MPH S Precipitation: 0.14" Humidity: 82%	 91 ° Rain Wind: 9 MPH SE Precipitation: 0.0" Humidity: 78%
Sunday 07/13/25	Monday 07/14/25	Tuesday 07/15/25	Wednesday 07/16/25	Thursday 07/17/25	Friday 07/18/25	Saturday 07/19/25
 92 ° Rain Wind: 14 MPH S Precipitation: 0.17" Humidity: 79%	 90 ° Rain Wind: 9 MPH SW Precipitation: 0.02" Humidity: 79%	 94 ° Partly cloudy Wind: 9 MPH NW Precipitation: 0.0" Humidity: 77%	 93 ° Rain Wind: 12 MPH W Precipitation: 0.54" Humidity: 80%	 84 ° Rain Wind: 10 MPH W Precipitation: 0.21" Humidity: 92%	 90 ° Rain Wind: 13 MPH SW Precipitation: 0.01" Humidity: 83%	 90 ° Rain Wind: 8 MPH S Precipitation: 0.21" Humidity: 81%
Sunday 07/20/25	Monday 07/21/25	Tuesday 07/22/25	Wednesday 07/23/25	Thursday 07/24/25	Friday 07/25/25	Saturday 07/26/25
 94 ° Partly cloudy Wind: 11 MPH S Precipitation: 0.0" Humidity: 77%	 93 ° Rain Wind: 8 MPH SW Precipitation: 0.0" Humidity: 79%	 96 ° Partly cloudy Wind: 10 MPH W Precipitation: 0.0" Humidity: 75%	 96 ° Rain Wind: 13 MPH NW Precipitation: 0.14" Humidity: 78%	 89 ° Rain Wind: 13 MPH N Precipitation: 1.65" Humidity: 87%	 92 ° Rain Wind: 18 MPH SE Precipitation: 0.05" Humidity: 79%	 91 ° Rain Wind: 14 MPH S Precipitation: 0.22" Humidity: 81%
Sunday 07/27/25	Monday 07/28/25	Tuesday 07/29/25	Wednesday 07/30/25	Thursday 07/31/25		
 93 ° Rain Wind: 10 MPH SE Precipitation: 0.22" Humidity: 77%	 96 ° Partly cloudy Wind: 11 MPH NW Precipitation: 0.0" Humidity: 75%	 96 ° Rain Wind: 13 MPH NW Precipitation: 0.03" Humidity: 71%	 93 ° Rain Wind: 16 MPH W Precipitation: 0.18" Humidity: 82%	 93 ° Partly cloudy Wind: 9 MPH W Precipitation: 0.17" Humidity: 78%		

Record of Climatological Observations

These data are quality controlled and may not be identical to the original observations.
Generated on 09/09/2025

National Centers for Environmental Information
151 Patton Avenue
Asheville, North Carolina 28801

Current Location: Elev: 6 ft. Lat: 29.9578° N Lon: 90.3200° W

Station: ST ROSE 0.3 W, LA US US1LASC0006

Observation Time Temperature: Unknown Observation Time Precipitation: Unknown

Y e a r	M o n t h	D a y	Temperature (F)		Precipitation				Evaporation		"Soil Temperature (F)"					
			"24 Hrs. Ending at Observation Time"		24 Hour Amounts Ending at Observation Time				At Obs. Time	24 Hour Wind Movement (mi)	Amount of Evap. (in)	4 in. Depth		8 in. Depth		
			Max.	Min.	At Obs.	Rain, Melted Snow, Etc. (in)	F l a g	Snow, Ice Pellets, Hail (in)				F l a g	Ground Cover (see *)	Max.	Min.	Ground Cover (see *)
2025	08	01				0.00		0.0								
2025	08	02				0.00		0.0								
2025	08	03				0.00		0.0								
2025	08	04				0.00		0.0								
2025	08	05				0.00		0.0								
2025	08	06				0.00		0.0								
2025	08	07				0.93										
2025	08	08				0.02										
2025	08	09				0.21										
2025	08	10				0.00		0.0								
2025	08	11				0.00		0.0								
2025	08	12				0.00		0.0								
2025	08	13				0.00		0.0								
2025	08	14				0.00		0.0								
2025	08	15				0.00		0.0								
2025	08	16				0.41										
2025	08	17				0.00		0.0								
2025	08	18				0.11										
2025	08	19				0.00										
2025	08	20														
2025	08	21				0.00		0.0								
2025	08	22				0.00		0.0								
2025	08	23				0.03										
2025	08	24				0.31										
2025	08	25														
2025	08	26														
2025	08	27														
2025	08	28														
2025	08	29														
2025	08	30														
2025	08	31														
Summary			0	0		2.02		0.0								

Empty, or blank, cells indicate that a data observation was not reported.

*Ground Cover: 1=Grass; 2=Fallow; 3=Bare Ground; 4=Brome grass; 5=Sod; 6=Straw mulch; 7=Grass grass; 8=Bare muck; 0=Unknown
"s" This data value failed one of NCEI's quality control tests.

"At Obs." = Temperature at time of observation

"T" values in the Precipitation or Snow category above indicate a "trace" value was recorded.

"A" values in the Precipitation Flag or the Snow Flag column indicate a multiday total, accumulated since last measurement, is being used.

Data value inconsistency may be present due to rounding calculations during the conversion process from SI metric units to standard imperial units.